




SPEED SCRUB® RIDER

Hygenic® Fully Cleanable Tanks
IRIS® a Tennant Technology

RIDER-SCRUBBER

PARTS MANUAL

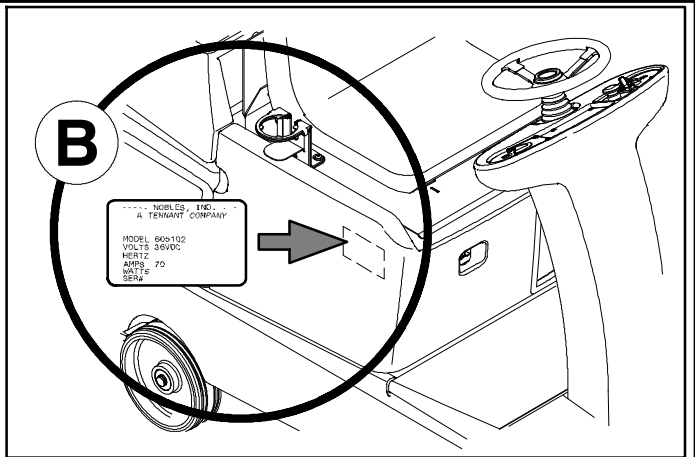
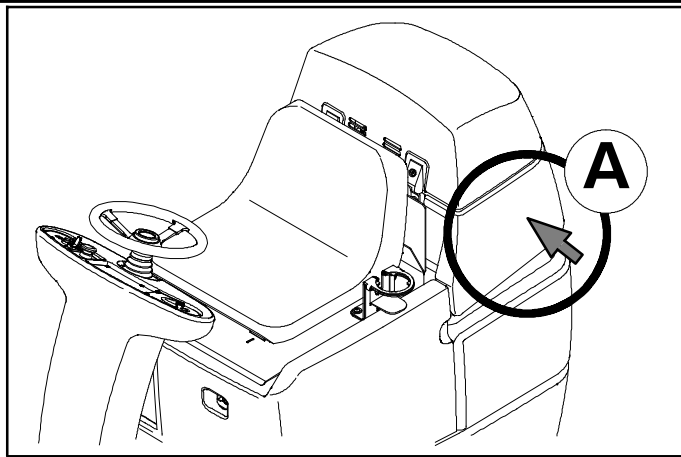


For the latest Parts manuals and other
language Operator manuals, visit:

www.nobles.com/manuals

9014887
Rev. 23 (07-2025)





Ref	Part No.	Serial Number	Description	Qty.
1	82681	(000000-)	Bracket Wldt, Lpg Mount	1
2	63810	(000000-)	Latch Assy, Lpg Tank Mtg, W/Nut	4
3	51839	(000000-)	Nut Adjustable, Lpg Tank Mtg	2
4	49263	(000000-)	Tie, Cable	3
5	82556	(000000- 001039)	Bracket, Vaporizer	1
6	54930	(000000-)	Vaporizer, LPG	1

HOW TO ORDER PARTS - See diagram above

Only use TENNANT Company supplied or equivalent parts. Parts and supplies may be ordered online, by phone, by fax or by mail.

Follow the steps below to ensure prompt delivery.

1. (A) Identify the machine model.
2. (B) Identify the machine serial number from the data label.
3. (C) Ensure the proper serial number is used from the parts list.
4. Identify the part number and quantity. Do not order by page or reference numbers.
5. Provide your name, company name, customer ID number, billing and shipping address, phone number and purchase order number.
6. Provide detail shipping instructions.

- (D) ▽ - identifies an assembly
 ▲ - identifies parts included in assembly

Please fill out at time of installation for future reference.

Model No. - _____

Serial No. - _____

Machine Options - _____

Sales Rep. - _____

Sales Rep. phone no. - _____

Customer ID Number - _____

Installation Date - _____

Tennant Company
 10400 Clean Street
 Eden Prairie, MN 55344-2650
 USA
 Phone: (800) 553-8033

www.nobles.com

Specifications and parts are subject to change without notice.

Copyright © 2004-2025 TENNANT Company, Printed in USA

GENERAL RECOMMENDED MAINTENANCE

T7, SSR

General Recommended Maintenance Items

Ref.	Part No.	Description	Qty.
	390942	Blade, Sqge, Rear, 37.50l Linatex[700mm]	1
	390922	Blade, Sqge, Rear, 44.00l Linatex[800mm]	1
▽	391384	Squeegee Kit, 700mm, Ure	1
▲	391377	Blade, Sqge, Front, 35.00l Ure [700mm]	1
▲	391378	Blade, Sqge, Rear, 37.50l Pyu [700mm]	1
▽	391386	Squeegee Kit, 700mm, Gum	1
▲	390943	Blade, Sqge, Front, 35.00l [Linx, 700mm]	1
▲	390936	Blade, Sqge, Rear, 37.50l Gum [700mm]	1
▽	391383	Squeegee Kit, 800mm, Ure	1
▲	391379	Blade, Sqge, Front, 41.50l Ure [800mm]	1
▲	391380	Blade, Sqge, Rear, 44.0l Pyu [800mm]	1
▽	391385	Squeegee Kit, 800mm, Gum	1
▲	390923	Blade, Sqge, Front, 41.50l [Linx, 800mm]	1
▲	390934	Blade, Sqge, Rear, 44.00l Gum [800mm]	1
	86859	Squeegee Assy, Side [Linatex] (Disk Head - Standard)	2
	1058731	Squeegee Assy, Side, Disc, Ure (Disk Head - Optional)	2
	1058729	Squeegee Assy, Side, Disc, Gum (Disk Head - Optional)	2
	391334	Squeegee Assy, Side [Linatex] (Cylid Head - Standard)	2
	1058728	Squeegee Assy, Cylrcl, Ure [T7/Ssr] (Cylid Head - Optional)	2
	1058715	Squeegee Assy, Cylrcl, Gum [T7/Ssr] (Cylid Head - Optional)	2
	1073476	Caster, Swivel, 50mmd, M10 X 30, Clr Pl	2
	1013531	Skirt, Spray, 650mm	1
	1011376	Skirt, Spray, 800mm	1
	1010560	Wheel, Bmpr, 80d X 25w, Non- Marking	1
	1013611	Seal, Cover, Recvy	1
	1020719	Seal, Afmkt, Bulb, Clsd Cell, Adh, 8ft	1
	1020727	Seal, Afmkt, Bulb, Clsd Cell, Adh, 8ft	1
	1020301	Seal, Afmkt, Bulb, Clsd Cell, Adh, 8ft	1
	1014026	Hose, Vacuum, 1.50id X 057.1l, 2cuff,Blk	1
	1037821	Filter, Panl, Dust, 2.3 X 04.5 X 06.4	1
	1016392	Gasket, Fltr, Tank	1
▽	1014274	Hose Assy, Drain, 1.50id X 27.8l, Blk (Recovery Tank)	1
▲▽	1008639	Cap, Drain Assembly	1
▲▲	1008637	O Ring, 1.48" Id, 1.76" Od	1
▽	1014268	Hose Assy, Drain, 1.50id X 27.0l, Blk (Solution Tank)	1
▲▽	1008639	Cap, Drain Assembly	5
▲▲	1008637	O Ring, 1.48" Id, 1.76" Od	1
	377500	① Belt, Synchronous, 05mm 500l[05p,Plychn]	2
	1035888	② Belt, Drive, 6grv, 508 L X 14 W, [6pj]	2
▽	9004968	③ Switch Kit, Key, [T7/Ssr/R14/Strv Rdr]	1
▲	361144	③ Key, Ignition	1
▽	1011402	④ Switch, Key	1
▲	1017696	④ Key Set, Replmt [F/ Keyswitch 1011402]	1

① Serial number (10000000- 10346424)

② Serial number (10346425-)

③ Serial number (10000000- 10403818)

④ Serial number (10403819-)

GENERAL RECOMMENDED MAINTENANCE

T7, SSR

General Recommended Maintenance Items

Ref.	Part No.	Description	Qty.
▽	9006161	① Module Kit, Replmt [Ec- H2o] (Replaced By 9007970)	1
▲	9006324	① Ec- H2o Kit, Module B, Plumbing	1
▲	1054776	① Grommet, Blind	1
▲	1013236	① Valve, Shutoff, Ele, 24vdc	1
▲	1038159	① Electrode, Cylindrical (Replaced By 1062006)	1
▲	1044393	① Switch, Rocker, Spst, Mom	1
▲	9006159	① Controller Kit, Replmt [Ec- H2o] (Replaced By 9007969)	1
▲	1044399	① Harness, Main, Controller [Ec- H2o, P3]	1
▽	9007970	② Module Kit, Replmt [Ec- H2o]	1
▲▽	9006324	② Ec- H2o Kit, Module B, Plumbing	1
▲▲	1062006	② Electrode, Cylindrical	1
▲▲	1013236	② Valve, Shutoff, Ele, 24vdc	1
▲▲	1057637	② Electrode, 5 Plate, High Flow (Replaced By 1233516)	1
▲▲	1044393	② Switch, Rocker, Spst, Mom	1
▲	1054776	② Grommet, Blind	1
▲	9007969	② Controller Kit, Replmt [Ec- H2o] (Replaced By 9020642)	1
	1030592	Seal, Afmkt, Bulb, 90, 0.75d F/11ga 03ft	1
	1052726	② Alarm, 9- 48vdc, 95 Db(A) [Ec- H20]	1
	9013646	③ Cartridge, Ec- H2o Nanoclean Wcm, 270ml	1
▽	9021553	⑥ Module Kit, Replmt [Ec- H2o, B 02] (Includes ec- H2O NanoClean Cartridge)	1
▽	9020643	⑤ Module Kit, Replmt [Ec- H2o, B 02] (Includes ec- H2O NanoClean Cartridge) (Replaced By 9021553)	1
▽	9011810	④ Module Kit, Replmt [Ec- H2o, B 02] (Includes ec- H2O NanoClean Cartridge) (Replaced By 9021553)	1
▲	1233516	⑤ Electrode, 5 Plate [De Nora Tech]	1
▲	1208164	④ Electrode, 5 Plate, High Flow (Replaced By 1233516)	1
▲	9020642	⑤ Controller Kit, Replmt [Ec- H2o Nc] (Includes ec- H2O NanoClean Cartridge)	1
▲	9014127	④ Controller Kit, Replmt [Ec- H2o Nc] (Includes ec- H2O NanoClean Cartridge) (Replaced By 9020642)	1
	1216973	③ Pump Assy, Dispenser	1
	9010085	③ Control Box Assy Kit, Replmt, Telem[Usa]	1
	9010086	③ Control Box Assy Kit, Replmt, Telem[Intl]	1
	1247522	Antenna, Telem [4g, 72"]	2
	1070659	Antenna, Telem, 70 In [Gprs] (Replaced By 1247522)	1

① Serial number (10419534- 10449321)

② Serial number (10449322- 10740597)

③ Serial number (10740598-)

④ Serial number (10740598- 10998255)

⑤ Serial number (10998256- SEP2022)

⑥ Serial number (OCT2022-)

SECTION 2

Contents	Page	Contents	Page
Fig. 1 - Brushes, Replacement, Cylindrical	2-2	Fig. 29 - Vacuum Fan Group	2-60
Fig. 2 - Replacement Brushes And Pad Drivers, 650 mm (26 in)	2-4	Fig. 30 - Solution Tank Group, Disk Scrub Head	2-62
Fig. 3 - Replacement Brushes And Pad Drivers, 800 mm (32 in)	2-6	Fig. 31 - Solution Tank Group, Cylindrical Scrub Head	2-64
Fig. 4 - Main Frame Group, Disk Scrub Head . . .	2-8	Fig. 32 - Tanks Drain Group	2-66
Fig. 5 - Main Frame Group, Cylindrical Scrub Head, 700 mm (28 in) (S/N 10448499-)	2-10	Fig. 33 - Battery Group, 235Ah (S/N 10523206-)	2-68
Fig. 6 - Main Frame Group, Cylindrical Scrub Head, 800 mm (32 in) (S/N 10448499-)	2-12	Fig. 34 - Battery Group, 235Ah (S/N 10000000- 10523205)	2-70
Fig. 7 - Main Frame Group, Cylindrical Scrub Head (S/N 10000000- 10448498)	2-14	Fig. 35 - Rear Squeegee Lift Group, Disk Scrub Head	2-72
Fig. 8 - Seat Group (S/N 10961659-) . . .	2-16	Fig. 36 - Rear Squeegee Lift Group, Cylindrical Scrub Head	2-74
Fig. 9 - Seat Group (S/N 10000000- 10961658)	2-18	Fig. 37 - Rear Squeegee Group, 650 mm (26 in)	2-76
Fig. 10 - Steering Group	2-22	Fig. 38 - Rear Squeegee Group, 800 mm (32 in)	2-78
Fig. 11 - Instrument Panel Group	2-24	Fig. 39 - Circuit Board Group	2-80
Fig. 12 - Front Drive Wheel Group (S/N 10518139-)	2-26	Fig. 40 - Electrical Group	2-82
Fig. 13 - Front Drive Wheel Group (S/N 10000000- 10518138)	2-28	Fig. 41 - Electrical Schematic, Standard, FaST & ec- H2O Models (S/N 10740598-)	2-89
Fig. 14 - Brake Pedal and Accelerator Pedal Group (S/N 10644406-)	2-30	Fig. 42 - Electrical Schematic, Standard & FaST Model (S/N 10426043- 10740597)	2-93
Fig. 15 - Brake Pedal and Accelerator Pedal Group (S/N 10508137- 10644405)	2-32	Fig. 43 - Electrical Schematic, Standard & FaST Model (S/N 10000000- 10426042)	2-95
Fig. 16 - Brake Pedal and Accelerator Pedal Group (S/N 10000000- 10508136)	2-34	Fig. 44 - Electrical Schematic, ec-H2O Model (S/N 10419534- 10740597)	2-97
Fig. 17 - Disk Scrub Head Lift Group	2-36	Fig. 47 - Wire Harnesses Group, Main (S/N 10236152- 10426042)	2-105
Fig. 18 - Disk Scrub Head Drive Motor Group, 650 mm (26 in)	2-38	Fig. 48 - Wire Harnesses Group, Main (S/N 10000000- 10236151)	2-108
Fig. 19 - Disk Scrub Head Drive Motor Group, 800 mm (32 in)	2-40	Fig. 49 - Wire Harnesses Group, Tank	2-111
Fig. 20 - Disk Scrub Head Side Squeegee Group, Right	2-42	Fig. 50 - Wire Harnesses Group, ec-H2O NanoClean (S/N 10740598-)	2-113
Fig. 21 - Disk Scrub Head Side Squeegee Group, Left	2-44	Fig. 51 - Wire Harnesses Group, ec-H2O (S/N 10419534- 10740597)	2-114
Fig. 22 - Cylindrical Scrub Head Lift Group	2-46	Fig. 52 - Wire Harnesses Group, Iris Telemetry	2-115
Fig. 23 - Cylindrical Scrub Head Group, 700mm (28 in)	2-48	Fig. 53 - Cable Assembly, Iris Telemetry	2-117
Fig. 24 - Cylindrical Scrub Head Group, 800mm (32 in)	2-50	Fig. 54 - Cable Assembly, Extension, Iris Telemetry	2-118
Fig. 25 - Cylindrical Scrub Head Drive Group, Right Side	2-52	Fig. 55 - Wire Harnesses Group, ec-H2O NanoClean Main Control Board (S/N 10740598-)	2-119
Fig. 26 - Cylindrical Scrub Head Drive Group, Left Side	2-54	Fig. 56 - Wire Harnesses Group, ec-H2O Main Control Board (S/N 10419534- 10740597)	2-120
Fig. 27 - Cylindrical Scrub Head Squeegee Group	2-56	Fig. 57 - Label Group	2-121
Fig. 28 - Recovery Tank Group	2-58		

Fig. 1 - Brushes, Replacement, Cylindrical

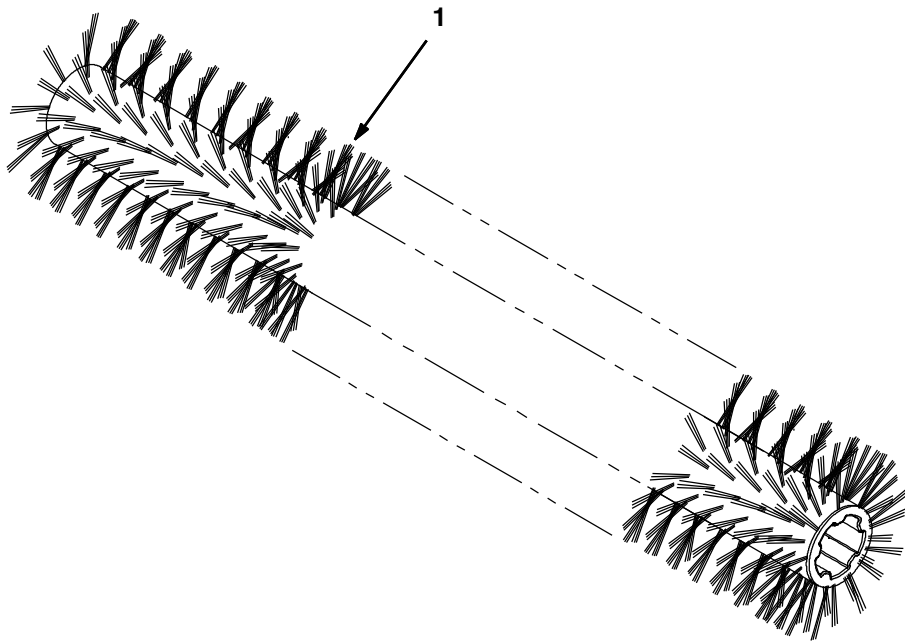


Fig. 1 - Brushes, Replacement, Cylindrical

Ref.	Part No.	Description	Qty.
1	222305	Brush, Scb, 28l, 18sr, Nyl, Spl	2
1	222306	Brush, Scb, 28l, 18sr, Abr, Spl	2
1	222304	Brush, Scb, 28l, 18sr, Pyp, Spl	2
1	374041	Brush, Scb, 28l, 18sr, Hd Pyp, Spl	2
1	222308	Brush, Scb, 32l, 18sr, Nyl, Spl	2
1	222309	Brush, Scb, 32l, 18sr, Abr, Spl	2
1	222307	Brush, Scb, 32l, 18sr, Pyp, Spl [Grout]	2
1	374042	Brush, Scb, 32l, 18sr, Hd Pyp, Spl	2

STANDARD PARTS

Fig. 2 - Replacement Brushes And Pad Drivers, 650 mm (26 in)

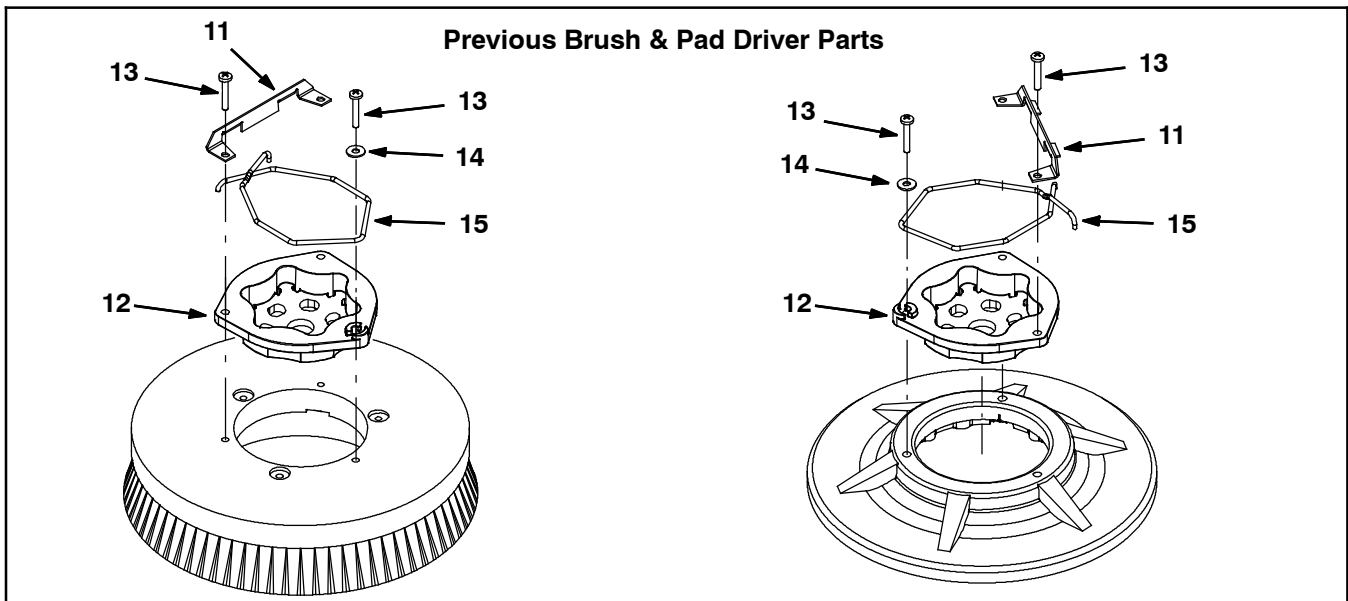
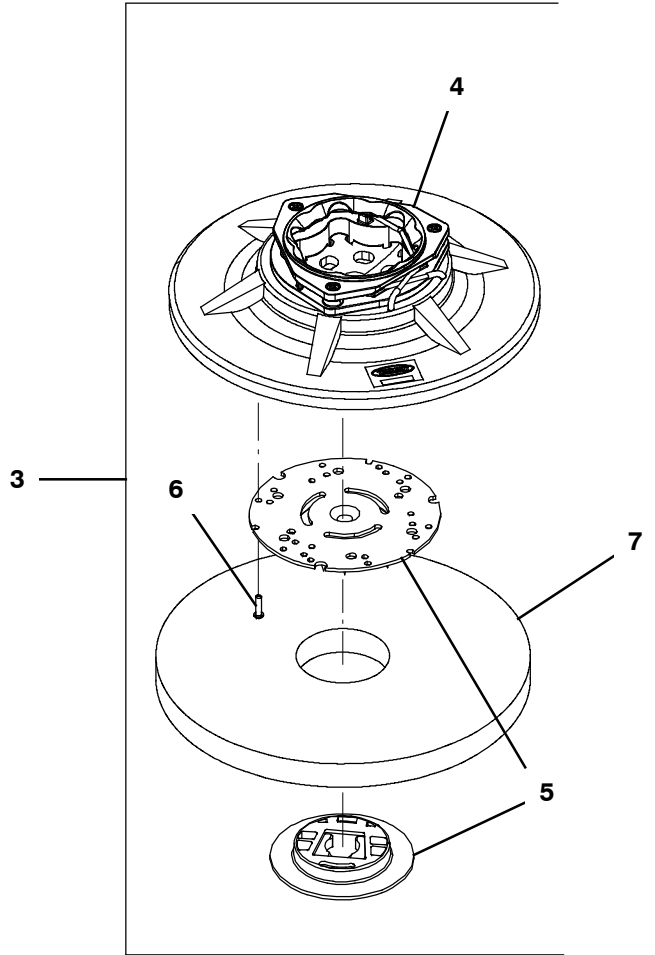
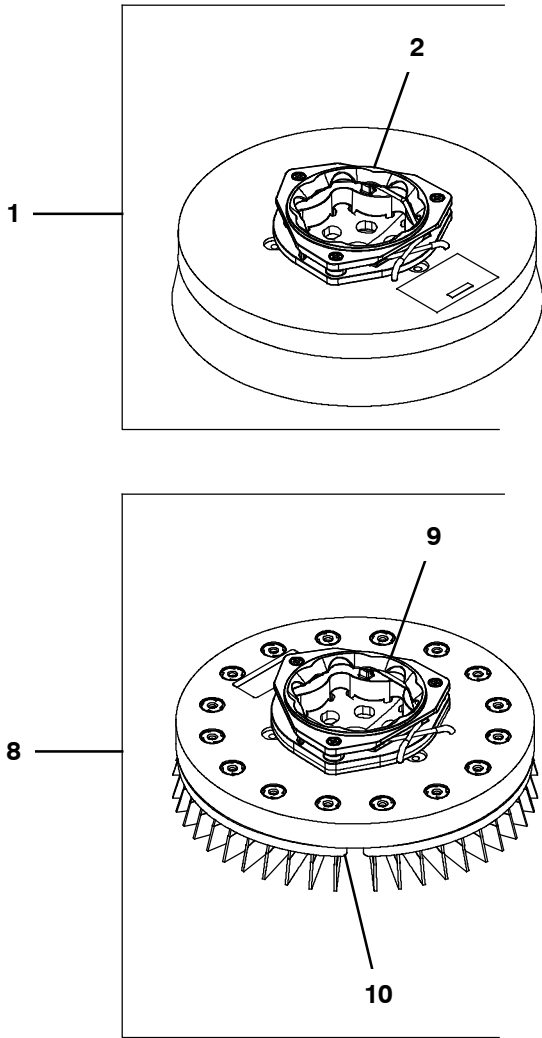


Fig. 2 - Replacement Brushes And Pad Drivers, 650 mm (26 in)

	Ref.	Part No.	Description	Qty.
▽	1	1220226	Brush Assy, Disk, Scb, 13.0d, Nyl	2
▲	2	9014664	Brush Kit, Hub Assy, Drive, Ci [Hdpe]	1
▽	1	1220223	Brush Assy, Disk, Scb, 13.0d, Pyp	2
▲	2	9014664	Brush Kit, Hub Assy, Drive, Ci [Hdpe]	1
▽	1	1220228	Brush Assy, Disk, Scb, 13.0d, Sab	2
▲	2	9014664	Brush Kit, Hub Assy, Drive, Ci [Hdpe]	1
▽	3	1220243	Driver Assy, Pad, 13.0d	2
▲	4	9014664	Brush Kit, Hub Assy, Drive, Ci [Hdpe]	1
▲	5	370095	Device, Centering, Clip On, TI [Gf Pp]	1
▲	6	360943	Screw, Pan, Phl, 10- 14 X 0.75, F/ Plstc	3
	7	1243567	Pad, Stripper, 13.0d, Brn [1pick=1ctn]	2
	7	1243655	Pad, Scb, 13.0d Blu [1pick=1ctn]	2
	7	1243341	Pad, Buff, 13.0d, Red [1pick=1ctn]	2
	7	1243342	Pad, Polish, 13.0d, White [1pick=1ctn]	2
	7	1243666	Pad, Surf Prep, 13.0d Maroon[1pick=1ctn]	2
	7	1243042	Pad, Polish, 13.0d, Yel [1pick=1pad]	2
▽	8	1272026	Disk, Polish, 13.0d,1000grit[Diamabrush] (NA Only Option)	2
▲	9	9014664	Brush Kit, Hub Assy, Drive, Ci [Hdpe]	1
▲	10	1272996	Retainer, Blade, 12.0	1
▽	8	1273963	Disk, Polish, 13.0d,2000grit[Diamabrush] (NA Only Option)	2
▲	9	9014664	Brush Kit, Hub Assy, Drive, Ci [Hdpe]	1
▲	10	1272996	Retainer, Blade, 12.0	1

Previous Brush And Pad Driver Parts

	Ref.	Part No.	Description	Qty.
	11	24299	Bracket, Retainer, Spring	1
	12	1017368	Hub, Drive, Brush, Disk, 3hole 5.8bc	1
	13	32746	Screw, Pan, M6 X 1.0 X 35, Ss	3
	14	01684	Washer, Flat, 0.25 Ss	1
	15	1017957	Spring, Retaining, Brush	1
		1018377	Brush Assy, Disk, Scb, 13.0 D, Soft Nylon (Replaced By 1220226)	2
		1014346	Brush Assy, Disk, Scb, 13.0d, Pyp (Replaced By 1220223)	2
		1018457	Brush Assy, Disk, Scb, 13.0 D, Super Abrasive (Replaced By 1220228)	2
		379013	Driver Assy, Pad, 13.0d (Replaced By 1220243)	2

Fig. 3 - Replacement Brushes And Pad Drivers, 800 mm (32 in)

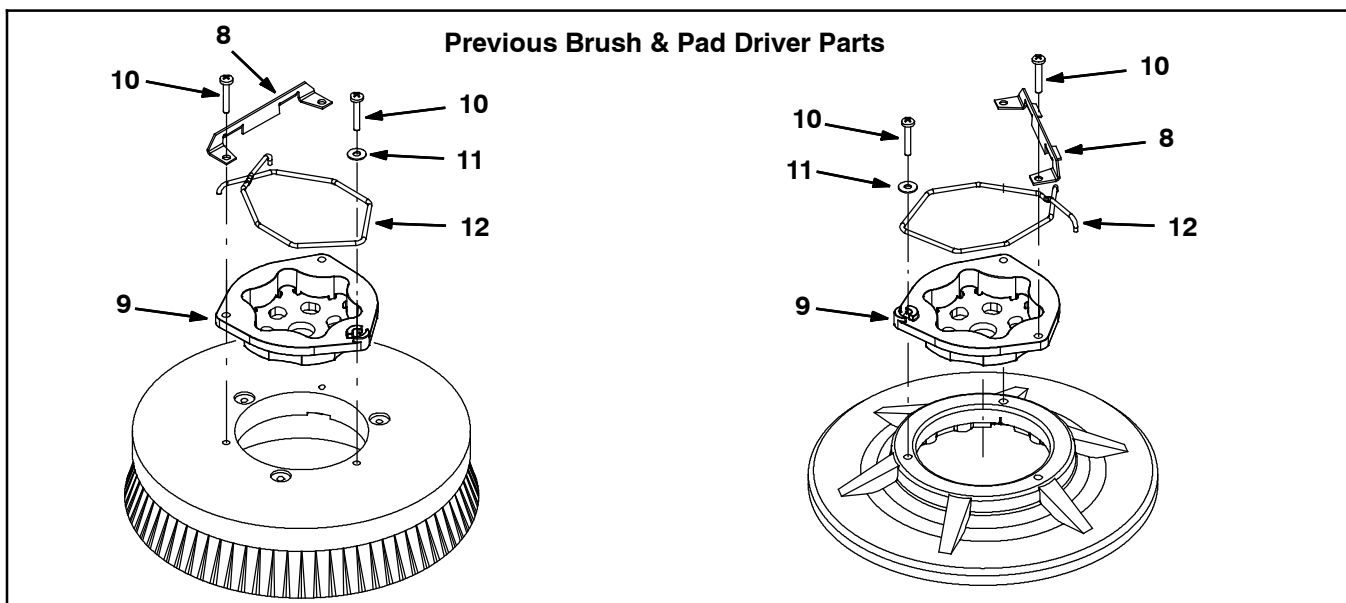
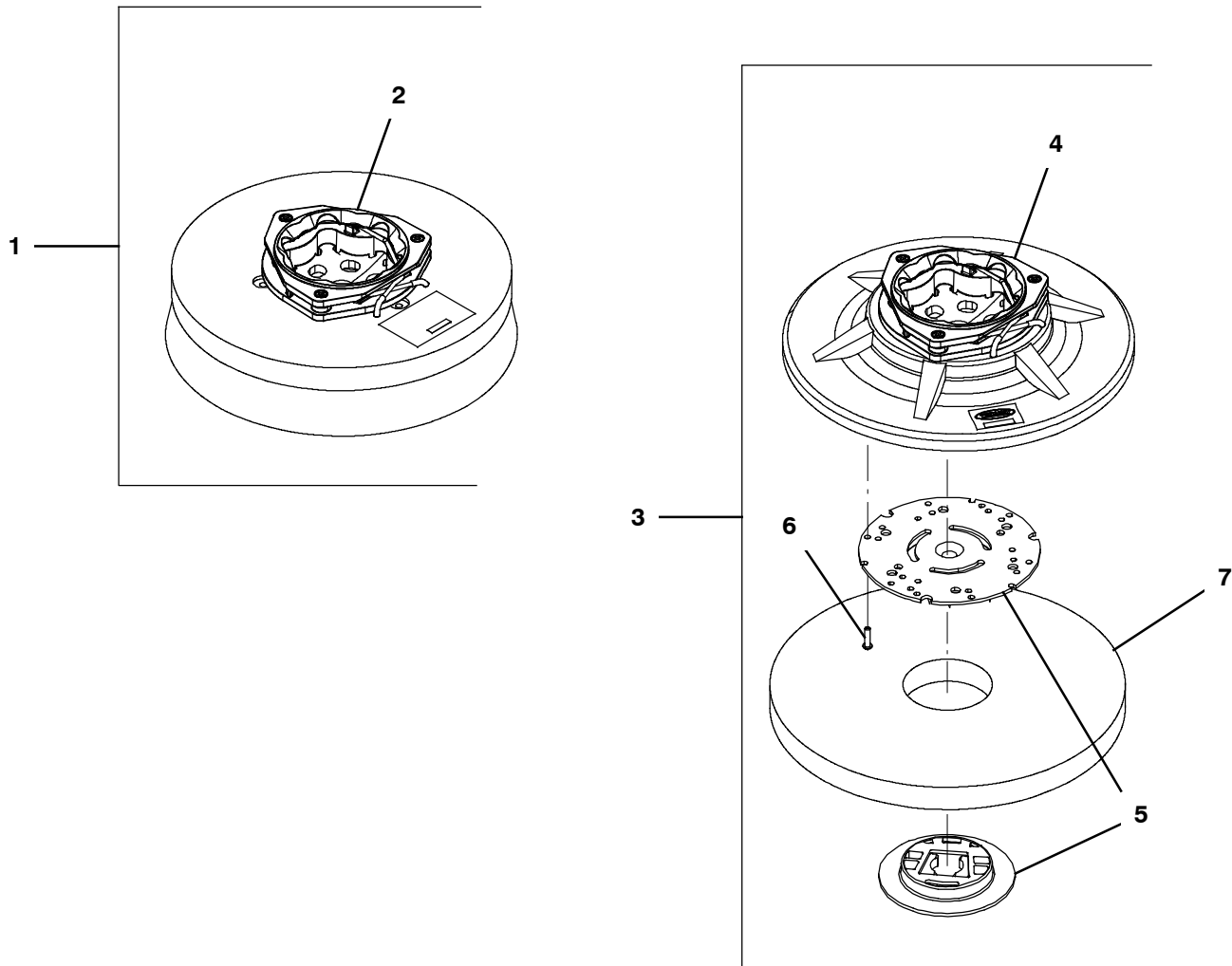


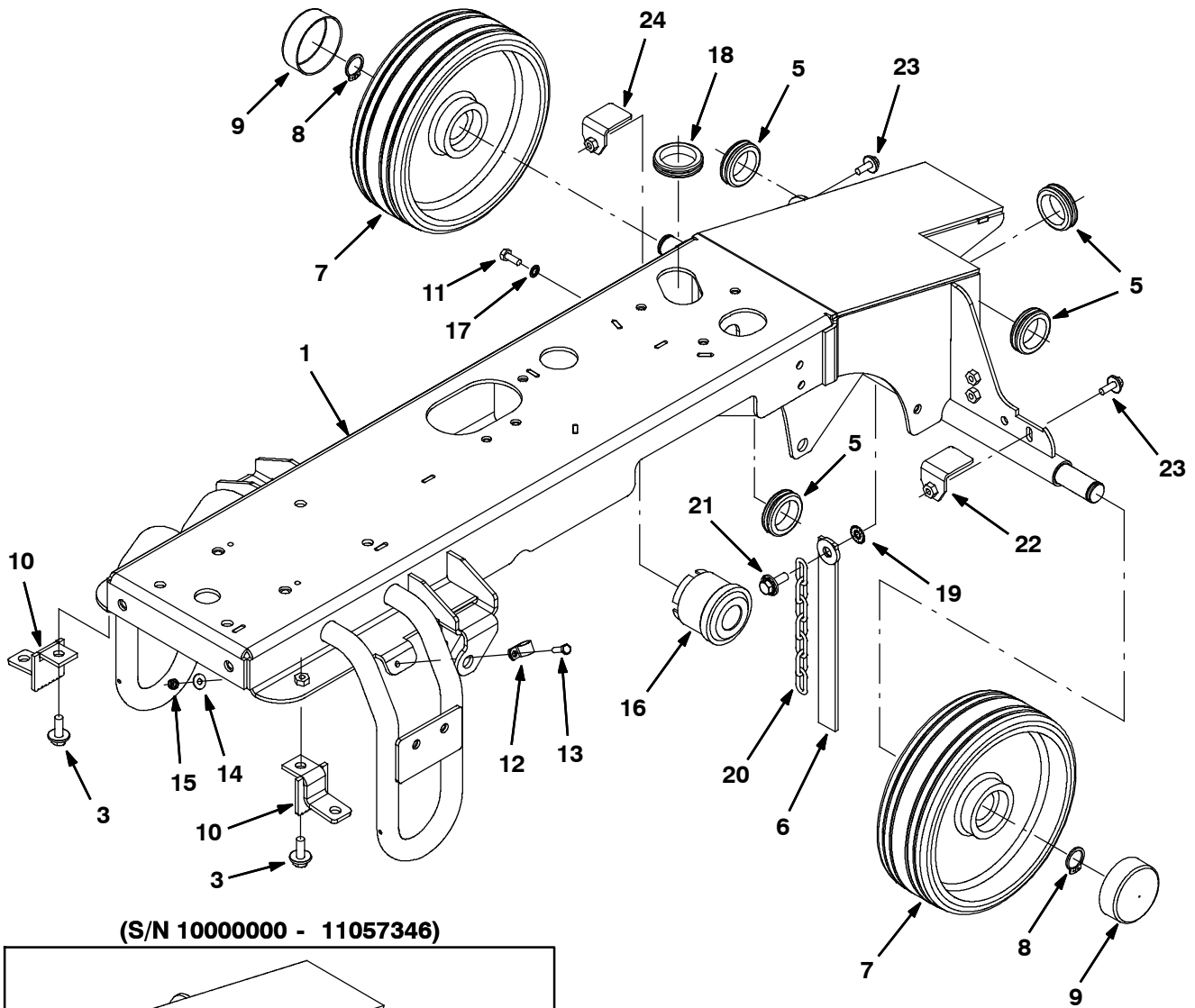
Fig. 3 - Replacement Brushes And Pad Drivers, 800 mm (32 in)

	Ref.	Part No.	Description	Qty.
▽	1	1220225	Brush Assy, Disk, Scb, 16.0d, Nyl	2
▲	2	9014664	Brush Kit, Hub Assy, Drive, Ci [Hdpe]	1
▽	1	1220224	Brush Assy, Disk, Scb, 16.0d, Pyp	2
▲	2	9014664	Brush Kit, Hub Assy, Drive, Ci [Hdpe]	1
▽	1	1220227	Brush Assy, Disk, Scb, 16.0d, Sab	2
▲	2	9014664	Brush Kit, Hub Assy, Drive, Ci [Hdpe]	1
▽	3	1220244	Driver Assy, Pad, 16.0d	2
▲	4	9014664	Brush Kit, Hub Assy, Drive, Ci [Hdpe]	1
▲	5	370095	Device, Centering, Clip On, TI [Gf Pp]	1
▲	6	360943	Screw, Pan, Phl, 10- 14 X 0.75, F/ Plstc	3
	7	1243659	Pad, Strip, 16.0d Blk[Hi Prod1pick=1ctn]	2
	7	1243685	Pad, Stripping, 16.0d, Brn [1pick=1ctn]	2
	7	1243354	Pad, Scb, 16.0d, Blu [1pick=1ctn]	2
	7	1243355	Pad, Buff, 16.0d, Red [1pick=1ctn]	2
	7	1243668	Pad, Surf Prep, 16.0d Maroon[1pick=1ctn]	2
	7	1243356	Pad, Polish, 16.0d, White [1pick=1ctn]	2
	7	1243044	Pad, Polish, 16.0d, Yel [1pick=1pad]	2

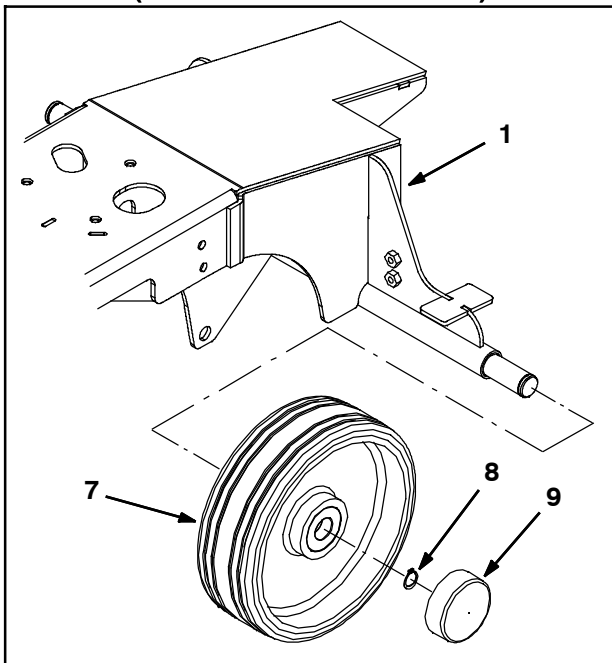
Previous Brush And Pad Driver Parts

	Ref.	Part No.	Description	Qty.
	8	24299	Bracket, Retainer, Spring	1
	9	1017368	Hub, Drive, Brush, Disk, 3hole 5.8bc	1
	10	32746	Screw, Pan, M6 X 1.0 X 35, Ss	3
	11	01684	Washer, Flat, 0.25 Ss	1
	12	1017957	Spring, Retaining, Brush	1
		1016634	Brush Assy, Disk, Scb, 16.0 D, Soft Nylon (Replaced By 1220225)	2
		1016633	Brush Assy, Disk, Scb, 16.0 D, Polypropylene (Replaced By 1220224)	2
		1018455	Brush Assy, Disk, Scb, 16.0 D, Super Abrasive (Replaced By 1220227)	2
		379016	Driver Assy, Pad, 16.0d (Replaced By 1220244)	2

Fig. 4 - Main Frame Group, Disk Scrub Head



(S/N 10000000 - 11057346)



(S/N 10000000 - 10441902)

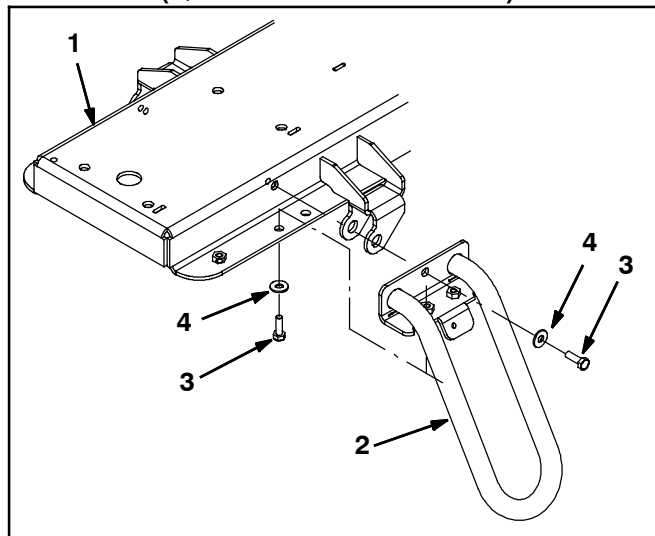


Fig. 4 - Main Frame Group, Disk Scrub Head

Ref.	Part No.	Description	Qty.
1	1259538	⑥ Frame Wldt, Main, Disk	1
1	1054028	⑤ Frame Wldt, Main, Disk [T7] (Replaced By 1259538 and Qty 2 of 1257594)	1
1	1010160	① Frame Wldt [T7] (Replaced By 1259538 and Qty 2 of 1257594 & 1072628, Qty 1 of 1075258 & 1075252)	1
2	1010556	① Stabilizer Wldt (Replaced By 1054028)	2
3	1072628	② Screw, Hex, M8 X 1.25 X 25, Ss, Sems	2
3	09010	① Screw, Hex, M8 X 1.25 X 25, Ss	9
4	01685	② Washer, Flat, 0.31 Ss	1
4	01685	① Washer, Flat, 0.31 Ss	7
5	10632- 13	Grommet, Rbr, 1.50id, F/ 1.8h, .19matl	4
6	1014318	Strap, Static	1
7	1038560	Tire Assy, Solid, 250mmx80mm, 25mm Id	2
8	1257594	⑥ Ring, Retaining, Shaft, Ext, 25mmd, Hd	2
8	09005	⑦ Ring, Retaining, Ext, 1.00D, Basic (For Use With Frames 1010160 & 1054028)	2
9	1016957	Cap, Vyl, 70mm Id X 25mm L	2
10	1017688	Bracket Wldt, Stand, Jack	2
11	15678	Screw, Hex, M6 X 1.00 X 16, Ss	1
12	140300	④ Clamp, Cable, Stl, 0.50d [Insulated]	1
12	26395- 1	③ Clamp, Cable, Stl, 0.56D X 0.38W, 1H	1
13	08716	Screw, Hex, M6 X 1.0 X 20, Ss	1
14	01684	Washer, Flat, 0.25 Ss	1
15	08712	Nut, Hex, Lock, M6 X 1.0, Ss, NI	1
16	1018505	Horn, 12- 48vdc	1
17	07515	Washer, Lock, Int, 0.25, Ss	1
18	1202181	Grommet, Rbr, 2.13id, F/2.5h, .19 Matl	1
19	41141	Washer, Lock, Int- Ext, 0.31	1
20	43500	Chain, Coil, Str, #2/0, 09.0l 07 Link	1
21	1072816	Screw, Hex, M8 X 1.25 X 30, Ss, Sems	1
22	1075258	⑥ Bracket, Mount, Tank [Disk]	1
23	1072628	⑥ Screw, Hex, M8 X 1.25 X 25, Ss, Sems	2
24	1075252	⑥ Tank, Mount, Bracket	1

① Serial number (10000000- 10441902)

② Serial number (10441903-)

③ Serial number (10000000- 10518138)

④ Serial number (10518139-)

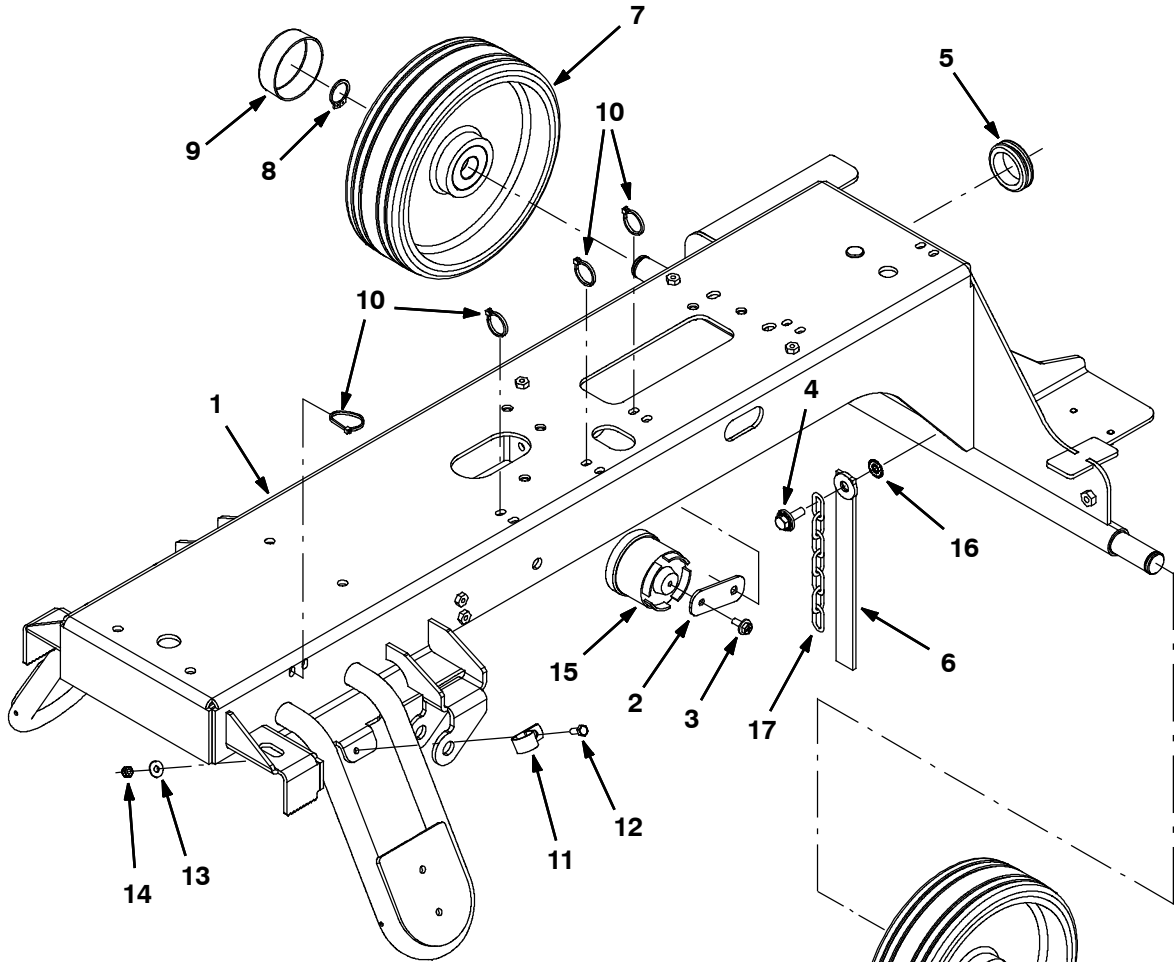
⑤ Serial number (10000000- 11057346)

⑥ Serial number (11057347-)

⑦ Serial number (10000000- 11057346)

STANDARD PARTS

Fig. 5 - Main Frame Group, Cylindrical Scrub Head, 700 mm (28 in) (S/N 10448499-)



(S/N 10000000 - 11057346)

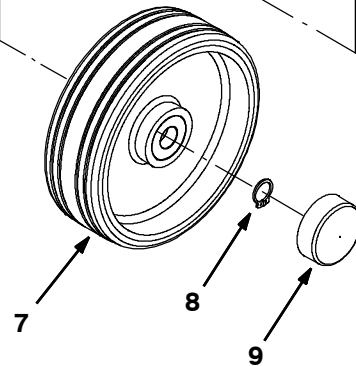
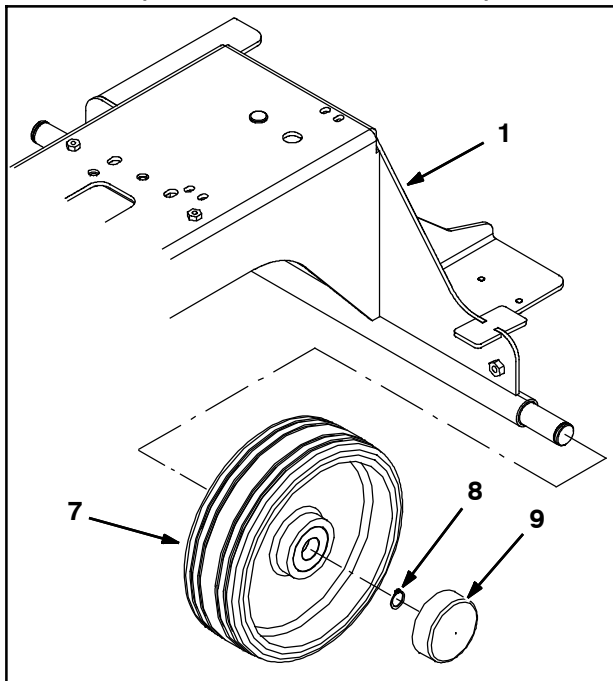


Fig. 5 - Main Frame Group, Cylindrical Scrub Head, 700 mm (28 in) (S/N 10448499-)

Ref.	Part No.	Description	Qty.
1	1077218	⑥ Frame Wldt, Main, Cyl, 70/80cm [T7, R14]	1
1	1056133	⑤ Frame Wldt, Main, 80cm [R14, T7 Cyl] (Replaced By 1077218 and Qty 2 of 1257594)	1
1	1054035	② Frame Wldt, Main [R14, T7 Cyl] (Replaced By 1077218 and Qty 2 of 1257594)	1
2	1025354	Plate, Mtg, Horn	1
3	1034731	② Screw, Hex, M6 X 1.00 X 16, Sems, Ss	1
4	1072816	② Screw, Hex, M8 X 1.25 X 30, Ss, Sems	1
5	10632- 13	Grommet, Rbr, 1.50id, F/ 1.8h, .19matl	1
6	1014318	Strap, Static, 10.3l [Afmkt, 71579]	1
7	1038560	Tire Assy, Solid, 250mmx80mm, 25mm Id	2
8	1257594	⑥ Ring, Retaining, Shaft, Ext, 25mmd, Hd	2
8	09005	⑤ Ring, Retaining, Ext, 1.00D, Basic (For Use With Frame's 1054035 & 1056133)	2
9	1016957	Cap, Vyl, 70mm Id X 25mm L	2
10	49263	Tie, Cable, Nyl, 11.4l .19w 3.0 Max D	4
11	140300	④ Clamp, Cable, Stl, 0.50d [Insulated]	1
11	26395- 1	③ Clamp, Cable, Stl, 0.56D X 0.38W, 1H	1
12	08716	Screw, Hex, M6 X 1.0 X 20, Ss	1
13	01684	Washer, Flat, 0.25 Ss	1
14	08712	Nut, Hex, Lock, M6 X 1.0, Ss, NI	1
15	1018505	Horn, 12- 48vdc	1
16	41141	Washer, Lock, Int- Ext, 0.31	1
17	43500	Chain, Coil, Str, #2/0, 09.0l 07 Link	1

② Serial number (10448499- 10907664)

③ Serial number (10000000- 10518138)

④ Serial number (10518139-)

⑤ Serial number (10000000- 11057346)

⑥ Serial number (11057347-)

STANDARD PARTS

Fig. 6 - Main Frame Group, Cylindrical Scrub Head, 800 mm (32 in) (S/N 10448499-)

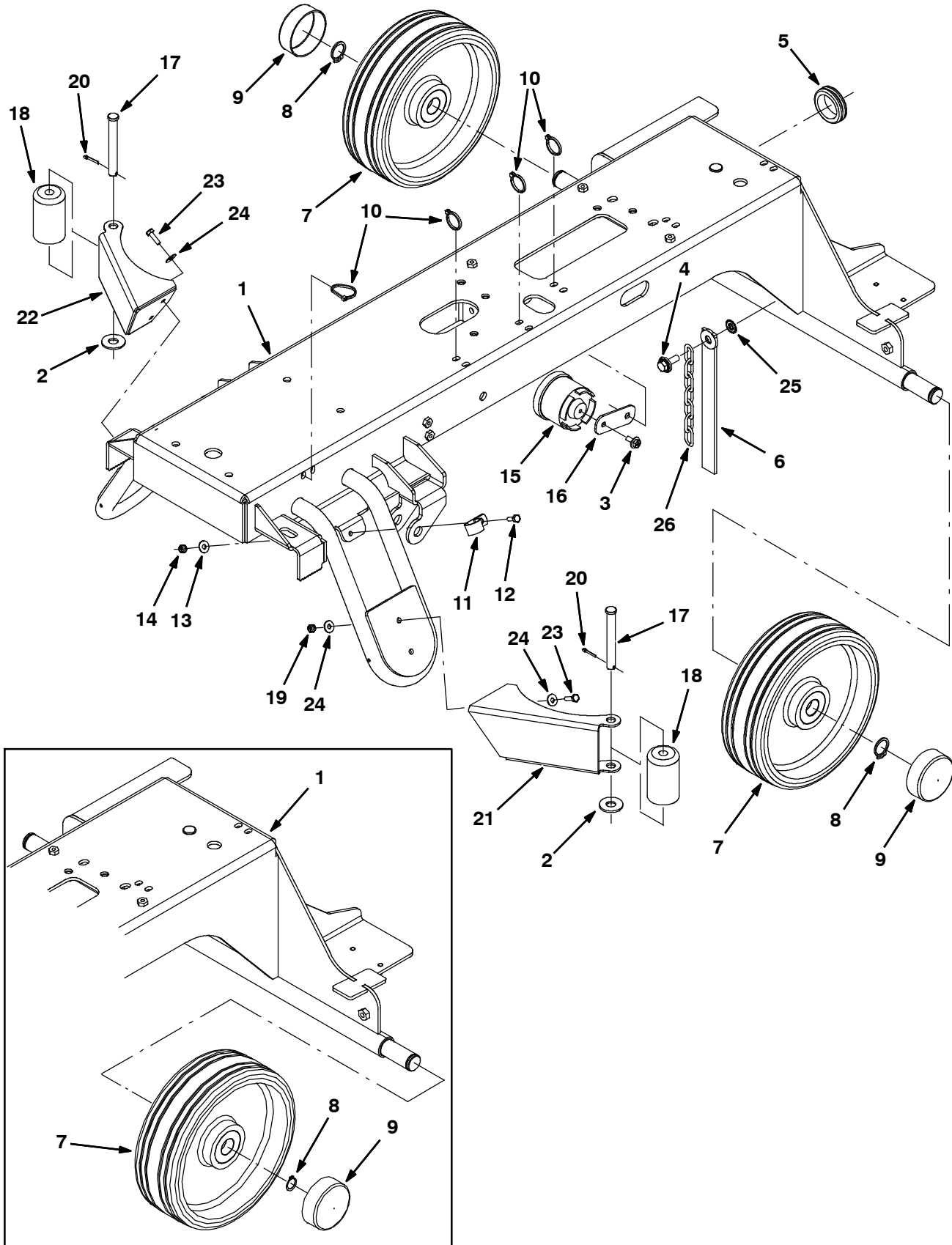


Fig. 6 - Main Frame Group, Cylindrical Scrub Head, 800 mm (32 in) (S/N 10448499-)

Ref.	Part No.	Description	Qty.
1	1077218	⑥ Frame Wldt, Main, Cyl, 70/80cm [T7, R14]	1
1	1056133	⑤ Frame Wldt, Main, 80cm [R14, T7 Cyl] (Replaced By 1077218 and Qty 2 of 1257594)	1
2	41619	Washer, Flat, 0.56b 1.38d .11, Ss	2
3	1034731	② Screw, Hex, M6 X 1.00 X 16, Sems, Ss	1
4	1072816	② Screw, Hex, M8 X 1.25 X 30, Ss, Sems	1
5	10632- 13	Grommet, Rbr, 1.50id, F/ 1.8h, .19matl	1
6	1014318	Strap, Static, 10.3l [Afmkt, 71579]	1
7	1038560	Tire Assy, Solid, 250mmx80mm, 25mm Id	2
8	1257594	⑥ Ring, Retaining, Shaft, Ext, 25mmd, Hd	2
8	09005	⑤ Ring, Retaining, Ext, 1.00D, Basic (For Use With Frame 1056133)	2
9	1016957	Cap, Vyl, 70mm Id X 25mm L	2
10	49263	Tie, Cable, Nyl, 11.4l .19w 3.0 Max D	4
11	140300	④ Clamp, Cable, Stl, 0.50d [Insulated]	1
11	26395- 1	③ Clamp, Cable, Stl, 0.56D X 0.38W, 1H	1
12	08716	Screw, Hex, M6 X 1.0 X 20, Ss	1
13	01684	Washer, Flat, 0.25 Ss	1
14	08712	Nut, Hex, Lock, M6 X 1.0, Ss, NI	1
15	1018505	Horn, 12- 48vdc	1
16	1025354	Plate, Mtg, Horn	1
17	51528	Pin, Clevis, 0.50d X 4.00l	2
18	222178	Roller, Pyu, 1.88d 0.53b 3.05l (800cyl. Scrubhead)	2
19	08712	Nut, Hex, Lock, M6 X 1.00, Ss, NI	4
20	08346	Pin, Cotter, .125 X 0.75	2
21	1033355	Bracket, Guard, Lh (800cyl. Scrubhead)	1
22	1032971	Bracket, Guard, Rh (800cyl. Scrubhead)	1
23	08716	Screw, Hex, M6 X 1.0 X 20, Ss	4
24	01684	Washer, Flat, 0.25, Ss	8
25	41141	Washer, Lock, Int- Ext, 0.31	1
26	43500	Chain, Coil, Str, #2/0, 09.0l 07 Link	1

② Serial number (10448499-)

③ Serial number (10000000- 10518138)

④ Serial number (10518139-)

⑤ Serial number (10000000- 11057346)

⑥ Serial number (11057347-)

STANDARD PARTS

Fig. 7 - Main Frame Group, Cylindrical Scrub Head (S/N 1000000- 10448498)

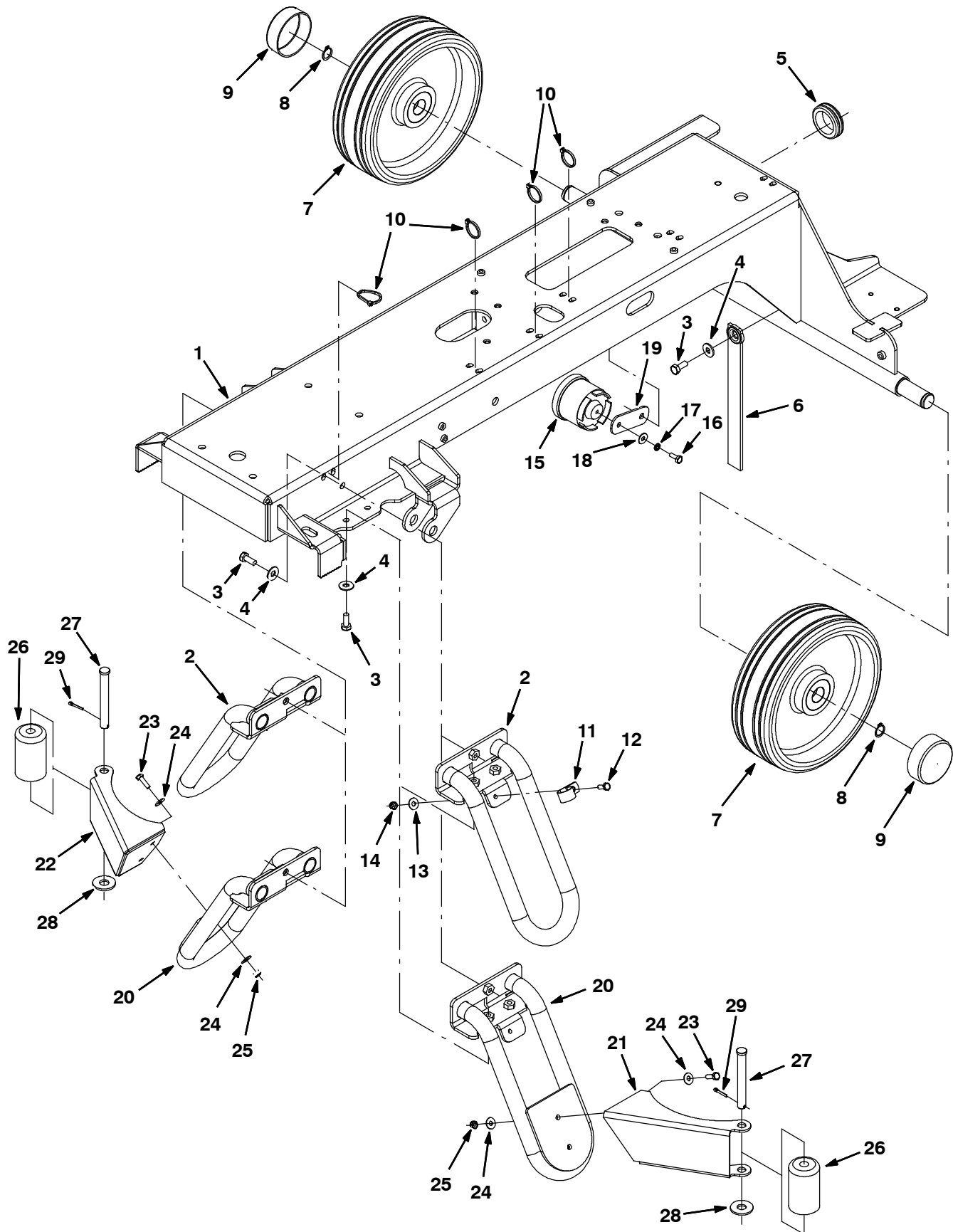


Fig. 7 - Main Frame Group, Cylindrical Scrub Head (S/N 10000000- 10448498)

Ref.	Part No.	Description	Qty.
1	1023551	① Frame, Wldt (Replaced By 1056133 for 700 mm & 800 mm)	1
2	1025473	① Stabilizer Wldt (700cyl. Scrubhead) (Replaced By 1054035)	2
3	09740	① Screw, Hex, M8 X 1.25 X 20, Ss	7
4	01685	① Washer, Flat, 0.31 Ss	7
5	10632- 13	Grommet, Rbr, 1.50id, F/ 1.8h, .19matl	1
6	71579	Strap, Static, .19 1.1w 25.0l W/ Grommet	1
7	1038560	Tire Assy, Solid, 250mmx80mm, 25mm Id	2
8	09005	Ring, Retaining, Ext, 1.00D, Basic	2
9	1016957	Cap, Vyl, 70mm Id X 25mm L	2
10	49263	Tie, Cable, Nyl, 11.4l .19w 3.0 Max D	4
11	26395- 1	Clamp, Cable, Stl, 0.56D X 0.38W, 1H	1
12	08716	Screw, Hex, M6 X 1.0 X 20, Ss	1
13	01684	Washer, Flat, 0.25 Ss	1
14	08712	Nut, Hex, Lock, M6 X 1.0, Ss, NI	1
15	1018505	Horn, 12- 48vdc	1
16	15678	Screw, Hex, M6 X 1.0 X 16, Ss	1
17	07515	Washer, Lock, Int, .25, Ss	1
18	01684	Washer, Flat, 0.25 Ss	2
19	1025354	Plate, Mtg, Horn	1
20	1032947	① Stabilizer Wldt, W/ Rlr (800cyl. Scrubhead) (Replaced By 1056133)	2
21	1033355	Bracket, Guard, Lh (800cyl. Scrubhead)	1
22	1032971	Bracket, Guard, Rh (800cyl. Scrubhead)	1
23	08716	Screw, Hex, M6 X 1.0 X 20, Ss (800cyl. Scrubhead)	4
24	01684	Washer, Flat, 0.25, Ss (800cyl. Scrubhead)	8
25	08712	Nut, Hex, Lock, M6 X 1.00, Ss, NI (800cyl. Scrubhead)	4
26	222178	Roller, Pyu, 1.88d 0.53b 3.05l (800cyl. Scrubhead)	2
27	51528	Pin, Clevis, 0.50d X 4.00l (800cyl. Scrubhead)	2
28	41619	Washer, Flat, 0.56b 1.38d .11, Ss (800cyl. Scrubhead)	2
29	08346	Pin, Cotter, .125 X 0.75 (800cyl. Scrubhead)	2

① Serial number (10000000- 10448498)

Fig. 8 - Seat Group (S/N 10961659-)

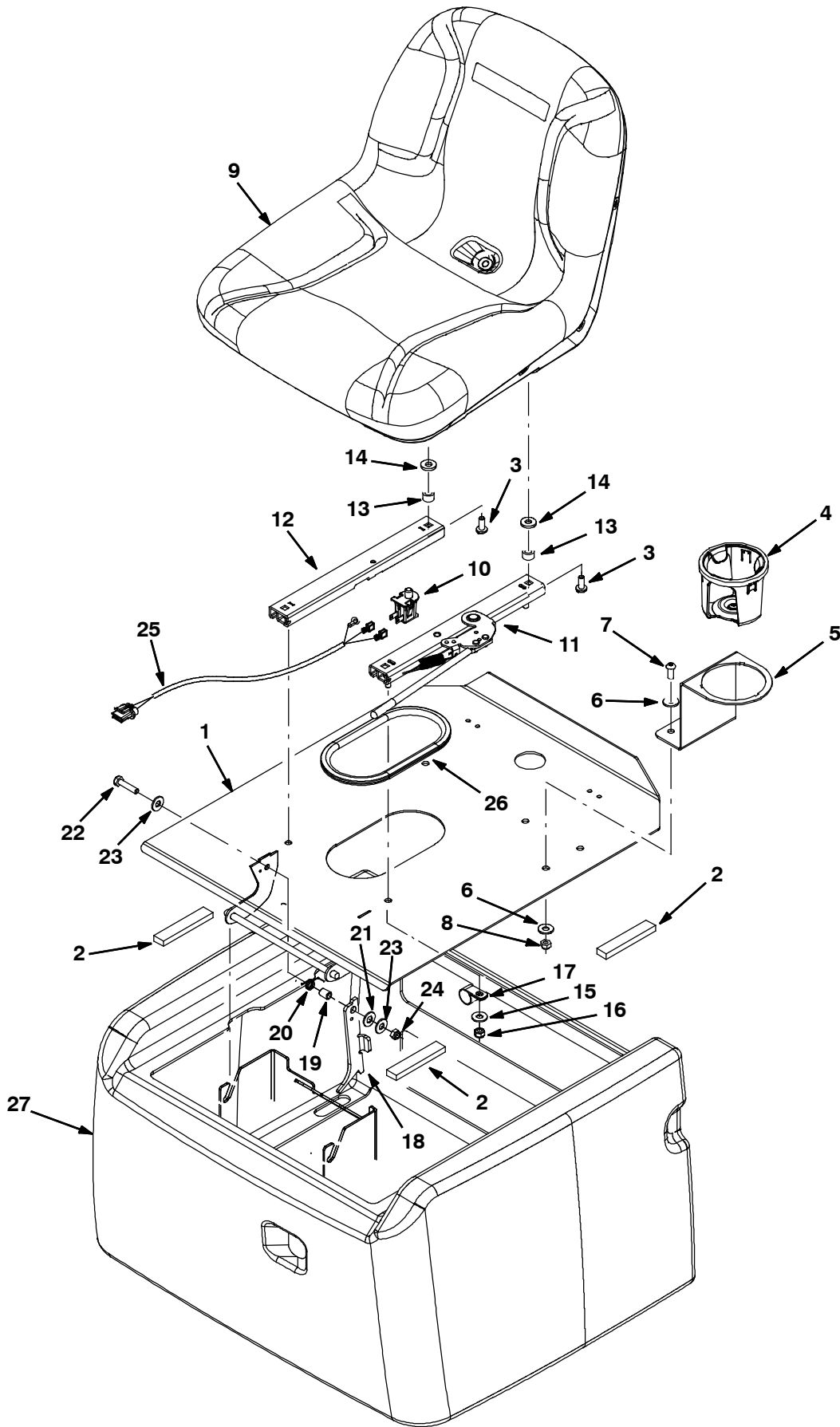


Fig. 8 - Seat Group (S/N 10961659-)

Ref.	Part No.	Description	Qty.
1	1015406	Plate, Seat, W/ Label	1
2	1046428	Seal, Afmkt, Rbr, Clsd, Adh, 02ft (ec-H2O Model)	1
3	76956	Screw, Hex, .31- 18 X 1.25, G5	4
▽	1038062	Holder Kit, Cup, Assy [T7]	1
▲	4	1025867 Holder, Cup, Blk [T7]	1
▲	5	1038081 Holder, Cup, Brkt, Blk, [T7]	1
▲	6	1016435 Washer, Flat, 0.52b 0.75d .06, Stl, Blk	4
▲	7	393135 Screw, Btn, M8 X 1.25 X 20, Blk	2
▲	8	08709 Nut, Hex, Lock, M8 X 1.25, NI	2
9	9005082	Seat Kit, Std, Replmt (Kit Includes Screw and Spacer)	1
10	1048955	Switch, Seat, No [Delta 6440- 04]	1
13	1051052	Spacer, Rnd, .38b .88d .38l	4
14	69461	Washer, Flat, 0.38b 0.88d .12, Stl, PI	4
15	32491	Washer, Flat, 0.31 Std	4
16	01760	Nut, Hex, Lock, .31- 18, NI, Thin	4
17	46236	Clamp, Cable, Stl, 0.25D X 0.56W, 1H	1
18	1016000	Plate, Stop, Seat	1
19	1017699	Sleeve, P/M, 0.437d 0.318b 0.57l 430ss	1
20	10928	Spring, Tors, 0.49id .05wir 05.0coil	1
21	1018151	Washer, Flat, 0.44b 0.88d .06, Nyl	1
22	09023	Screw, Hex, M8 X 1.25 X 35, Ss, FI	1
23	01685	Washer, Flat, 0.31 Ss	2
24	08713	Nut, Hex, Lock, M8 X 1.25, NI, Ss	1
25	391951	Harness, Seat, [T7/Ssr]	1
26	1020170	Molding, Afmkt, Trim, Pvc, .08- .11, 2ft	1
27	9002899	① Cover, Box, Battery, Repair [Strv Rdr]	1

① Serial number (10961659-)

② Serial number (10000000- 10970072)

③ Serial number (10970073-)

④ Serial number (10950688-)

Fig. 9 - Seat Group (S/N 1000000- 10961658)

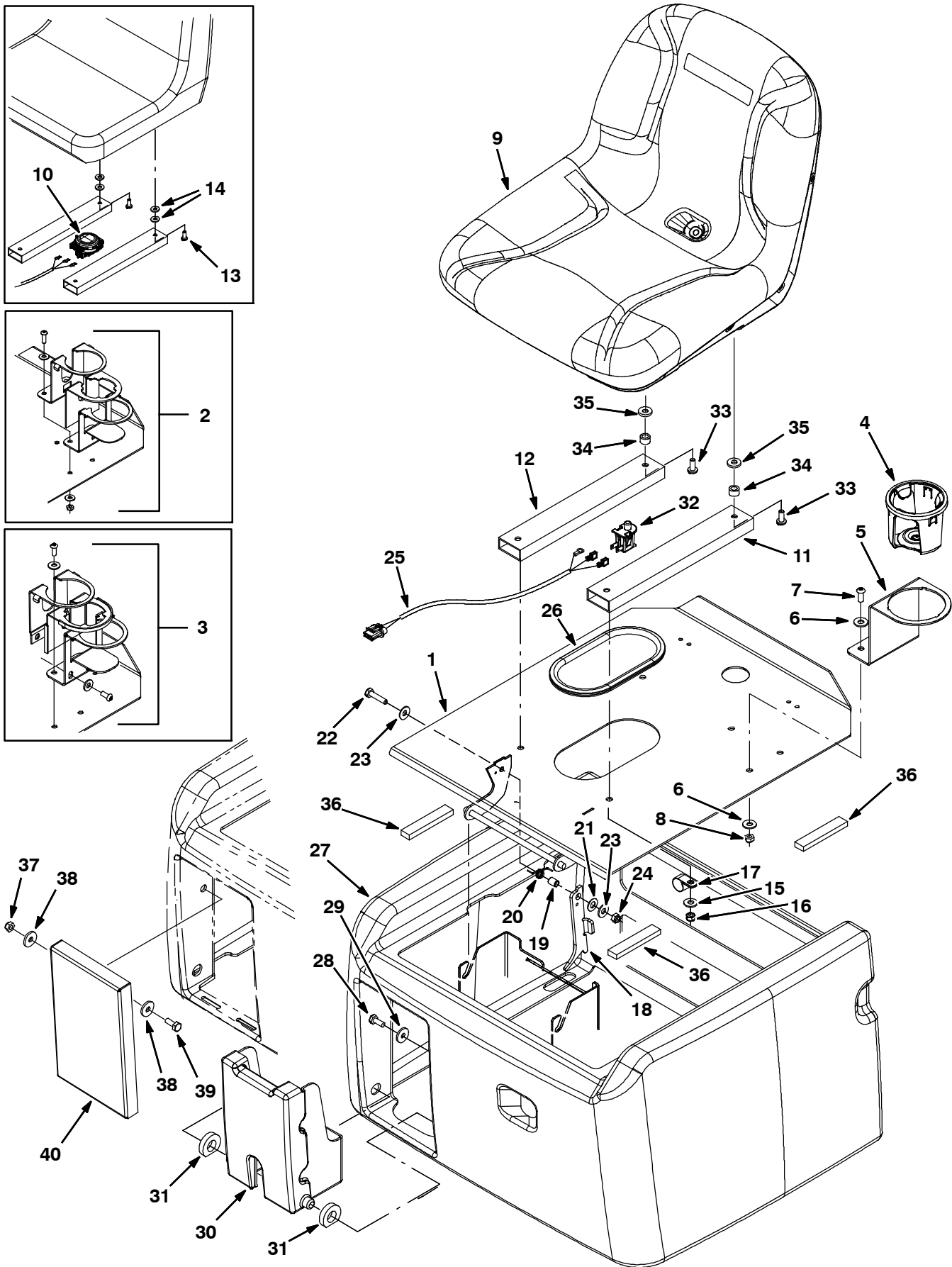


Fig. 9 - Seat Group (S/N 10000000- 10961658)

Ref.	Part No.	Description	Qty.
1	1015406	Plate, Seat, W/ Label	1
2	NA	③ Holder Kit, Cup, Assy [T7] (Replaced by 1038062)	1
3	NA	④ Holder Kit, Cup, Assy [T7] (Replaced by 1038062)	1
▽	1038062	⑤ Holder Kit, Cup, Assy [T7]	1
▲	4	⑤ Holder, Cup, Blk [T7]	1
▲	5	⑤ Holder, Cup, Brkt, Blk, [T7]	1
▲	6	1016435 Washer, Flat, 0.52b 0.75d .06, Stl, Blk	4
▲	7	393135 Screw, Btn, M8 X 1.25 X 20, Blk	2
▲	8	08709 Nut, Hex, Lock, M8 X 1.25, NI	2
9	9005082	⑥ Seat Kit, Std, Replmt	1
9	1048932	⑦ Seat, Std [Michigan, Model V- 2505] (Replaced By 9005082)	1
9	9005082	⑧ Seat Kit, Std, Replmt (Kit Includes Screw and Spacer)	1
10	223078	⑥ Switch, Seat, No [Delta 6500]	1
11	1017054	Rail, Adj, Slide, Seat, 11.5l, W/ Latch	1
12	1017053	Rail, Adj, Slide, Seat, 11.5l	1
13	25537	⑥ Screw, Pan, Phl, .31- 18 X 0.75, G2	4
14	69461	⑥ Washer, Flat, 0.38b 0.88d .12, Stl, Pl	8
15	32491	Washer, Flat, 0.31 Std	4
16	01760	Nut, Hex, Lock, .31- 18, NI, Thin	4
17	46236	Clamp, Cable, Stl, 0.25D X 0.56W, 1H	1
18	1016000	Plate, Stop, Seat	1
19	1017699	Sleeve, P/M, 0.437d 0.318b 0.57l 430ss	1
20	10928	Spring, Tors, 0.49id .05wir 05.0coil	1
21	1018151	Washer, Flat, 0.44b 0.88d .06, Nyl	1
22	09023	Screw, Hex, M8 X 1.25 X 35, Ss, Fl	1
23	01685	Washer, Flat, 0.31 Ss	2
24	08713	Nut, Hex, Lock, M8 X 1.25, NI, Ss	1
25	223330	① Harness, Switch, Seat, [7200]	1
25	391951	② Harness, Seat, [T7/Ssr]	1
26	1020170	Molding, Afmkt, Trim, Pvc, .08- .11, 2ft	1
27	9003039	⑩ Cover, Box, Battery, Afmkt, Spruce[Ssr]	1
28	09740	Screw, Hex, M8 X 1.25 X 20, Ss (Fast Model)	2
29	1017218	Washer, Flat, 0.321b 1.00d .12, Ss (Fast Model)	2

① Serial number (10000000- 10236151)

② Serial number (10236152-)

③ Serial number (10000000- 10226853)

④ Serial number (10226854- 10382115)

⑤ Serial number (10382116-)

⑥ Serial number (10000000- 10400496)

⑦ Serial number (10400497- 10611439)

⑧ Serial number (10611440-)

⑨ Serial number (10400497-)

⑩ Serial number (10000000- 10961658)

Fig. 9 - Seat Group - Cont'd (S/N 10000000- 10961658)

Ref.	Part No.	Description	Qty.
30	1074968	Housing, Box Holder, CI [Ssr Fast, Spruce] (Fast Model)	1
31	1016553	Seal, Rbr (Fast Model)	2
32	1048955	⑨ Switch, Seat, No [Delta 6440- 04]	1
33	49177	⑦ Screw, Pan, Phl, .31- 18 X 1.00, G2	4
33	76956	⑧ Screw, Hex, .31- 18 X 1.25, G5	4
34	1051052	Spacer, Rnd, .38b .88d .38l	4
35	69461	Washer, Flat, 0.38b 0.88d .12, Stl, Pl	4
36	1046428	Seal, Afmkt, Rbr, Clsd, Adh, 02ft (ec-H2O Model)	1
37	08713	Nut, Hex, Lock, M8 X 1.25, NI, Ss (Standard & ec- H2O Models)	2
38	1017218	Washer, Flat, 0.32b 1.00d .12, Ss (Standard & ec- H2O Models)	4
39	09740	Screw, Hex, M8 X 1.25 X 20, Ss (Standard & ec- H2O Models)	2
40	1051138	Bracket, Cover, Fast Open [T7 Ec- H2o] (Standard & ec- H2O Models)	1

- ① Serial number (10000000- 10236151)
- ② Serial number (10236152-)
- ③ Serial number (10000000- 10226853)
- ④ Serial number (10226854- 10382115)
- ⑤ Serial number (10382116-)
- ⑥ Serial number (10000000- 10400496)
- ⑦ Serial number (10400497- 10611439)
- ⑧ Serial number (10611440-)
- ⑨ Serial number (10400497-)
- ⑩ Serial number (10000000- 10961658)

Fig. 10 - Steering Group

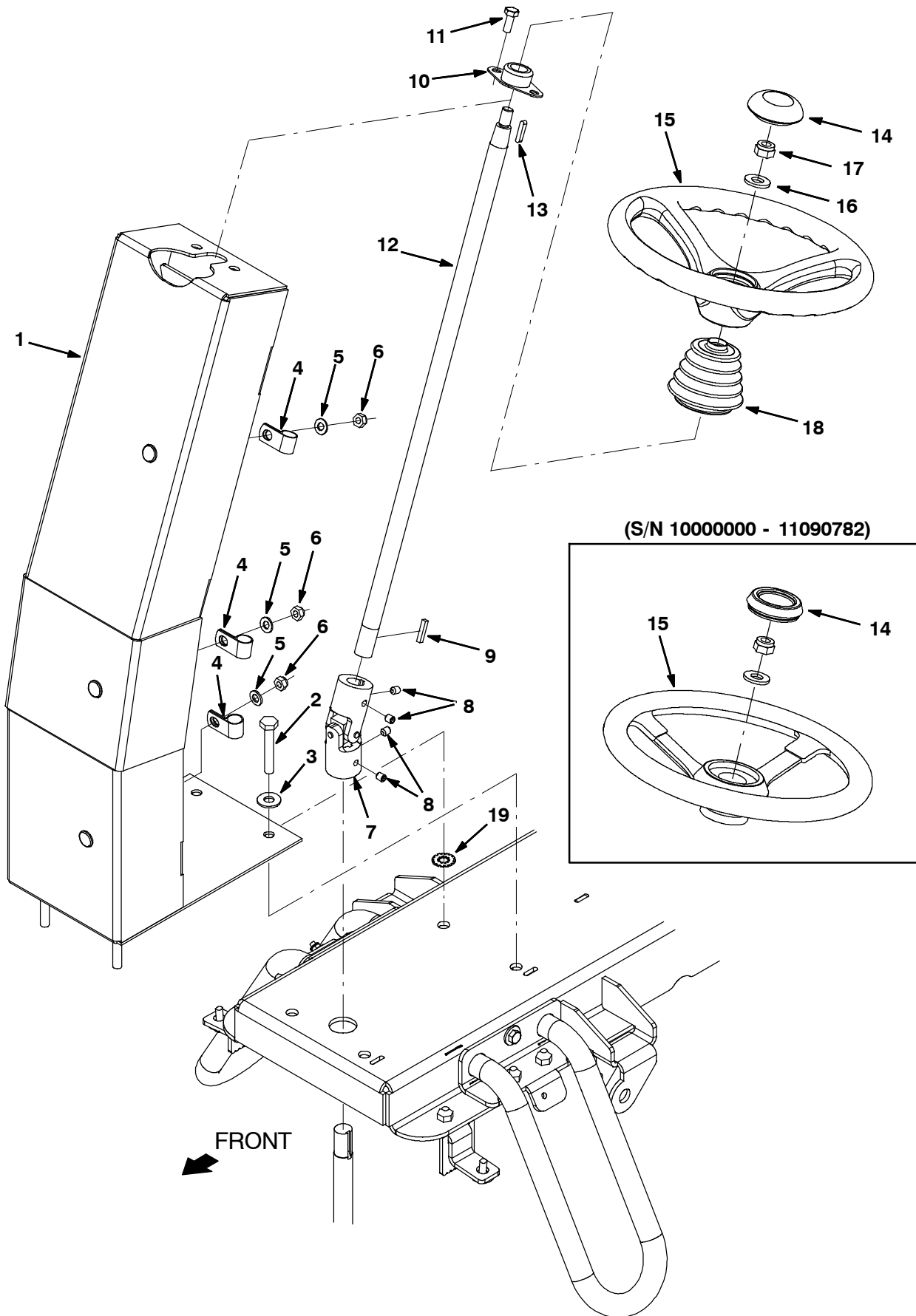


Fig. 10 - Steering Group

Ref.	Part No.	Description	Qty.
1	1072829	Support Wldt, Steering	1
2	04417	Screw, Hex, M10 X 1.5 X 60, Ss	4
3	01686	Washer, Flat, 0.44b 1.00 .08, Ss	4
4	69234	Clamp, Cable, Stl, 1.00d X 0.62w, 1h	3
5	39349	Washer, Flat, 0.31 Sae	3
6	08709	Nut, Hex, Lock, M8 X 1.25, NI	3
7	1040295	Joint, U, 0.75id	1
8	46820	Screw, Set, .31- 18 X 0.38, NI	4
9	00912	Key, Sq, 0.19 X 0.19, 1.00l	1
10	223065	Bearing, Flng, 2- Hole, 0.75b [Nyl]	1
11	09740	Screw, Hex, M8 X 1.25 X 20, Ss	2
12	1013164	Shaft, Steering, Wheel	1
13	1014328	Key, Sq, 05mm X 05mm, 25l	1
14	1019706	① Cap, Steering Wheel	1
15	1012002	① Wheel, Steering, 300mm (Replaced By 9022928)	1
▽	9022928	② Steering Wheel Kit, Replmnt	1
▲	14 1268482	② Cap, Wheel, Steering	1
▲	15 1268481	② Wheel, Steering, 320mm	1
16	64154	Washer, Flat, 0.53b 1.12d .11, Stl, PI	1
17	08711	Nut, Hex, Lock, M12 X 1.75, NI	1
18	1012437	Bellows, Shaft, Steering	1
19	41142	Washer, Lock, Int- ext, 0.38	1

① Serial number (10000000- 11090782)

② Serial number (11090783-)

Fig. 11 - Instrument Panel Group

358066

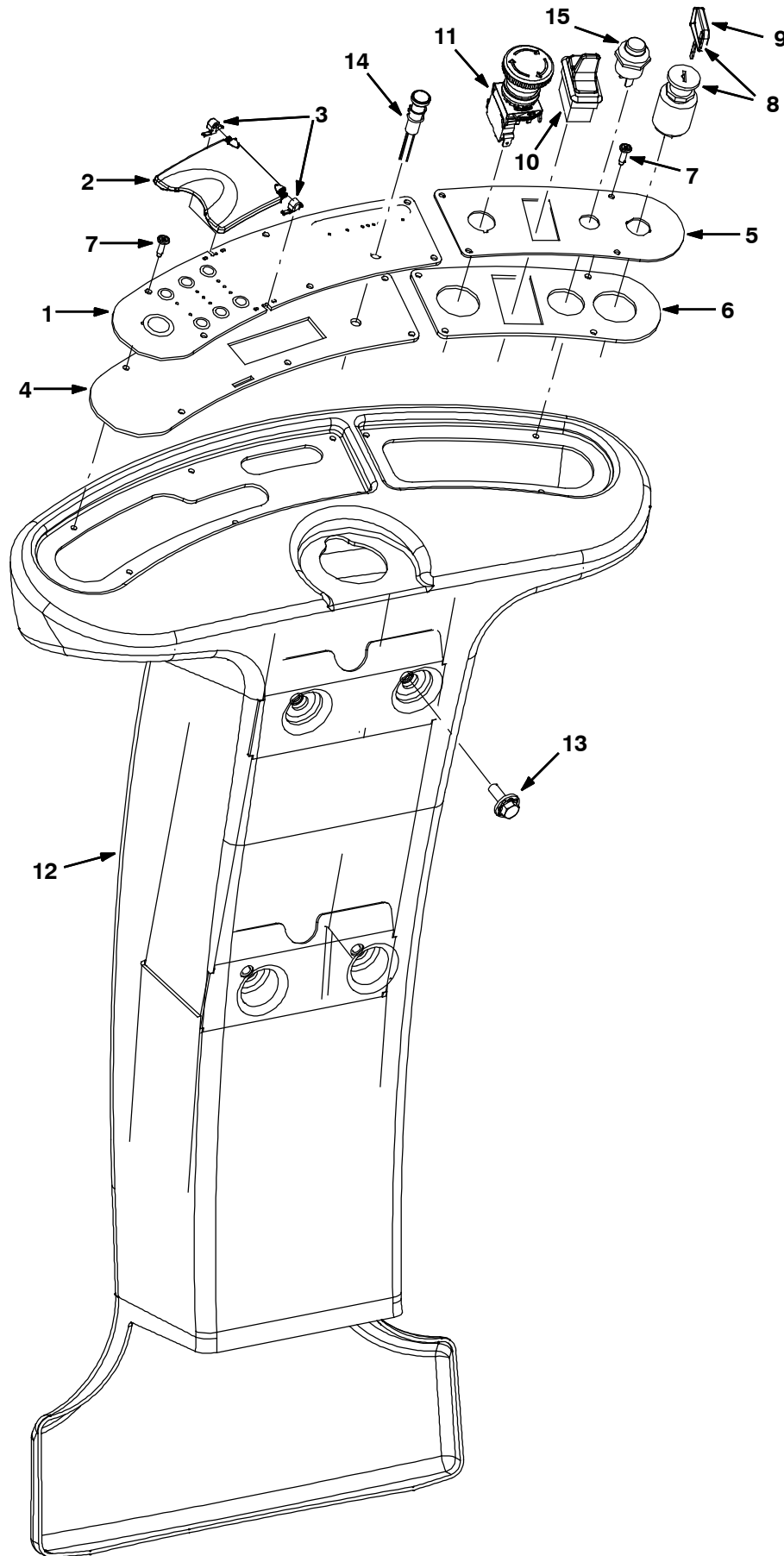


Fig. 11 - Instrument Panel Group

Ref.	Part No.	Description	Qty.
1	1076470	Panel, Instmt, Lh, Afmkt [T7]	1
1	1076471	Panel, Instmt, Lh, Afmkt [Ec- h2oT7]	1
2	1012197	Cover, Panl, Instmt	1
3	1011952	Block, Pivot, Cover	2
4	1052607	Gasket, Panl, Instmt, Lh, .13, Foam, Adh	1
5	1046313	② Panel, Instmt, Rh	1
5	9004968	① Switch Kit, Key, [T7/Ssr/R14/Strv Rdr]	1
6	1014080	Gasket, Panl, Instmt, Rh	1
7	72969	Rivet, Plstc, .181d X 0.720	10
▽	8	② Switch, Key	1
▲	9	② Key Set, Replmt [F/ Keyswitch 1011402]	1
▽	8	① Switch Kit, Key, [T7/Ssr/R14/Strv Rdr]	1
▲	9	① Key, Ignition	1
10	1072040	Switch, Rocker, Spst, Paddle	1
11	1266688	Switch, Safety, Shutoff	1
12	1017924	Column, Steering, W/Label [Nobles]	1
12	9006220	Column, Steering, W/ Label [Ssr Ech2o]	1
13	1072628	Screw, Hex, M8 X 1.25 X 25, Ss, Sems	4
14	1041822	Light, Led, .312d, 2 Volt [Tri- Color] (ec-H2O Model)	1
15	1014832	Switch, Horn	1

① Serial number (10000000- 10403818)

② Serial number (10403819-)

Fig. 12 - Front Drive Wheel Group (S/N 10518139-)

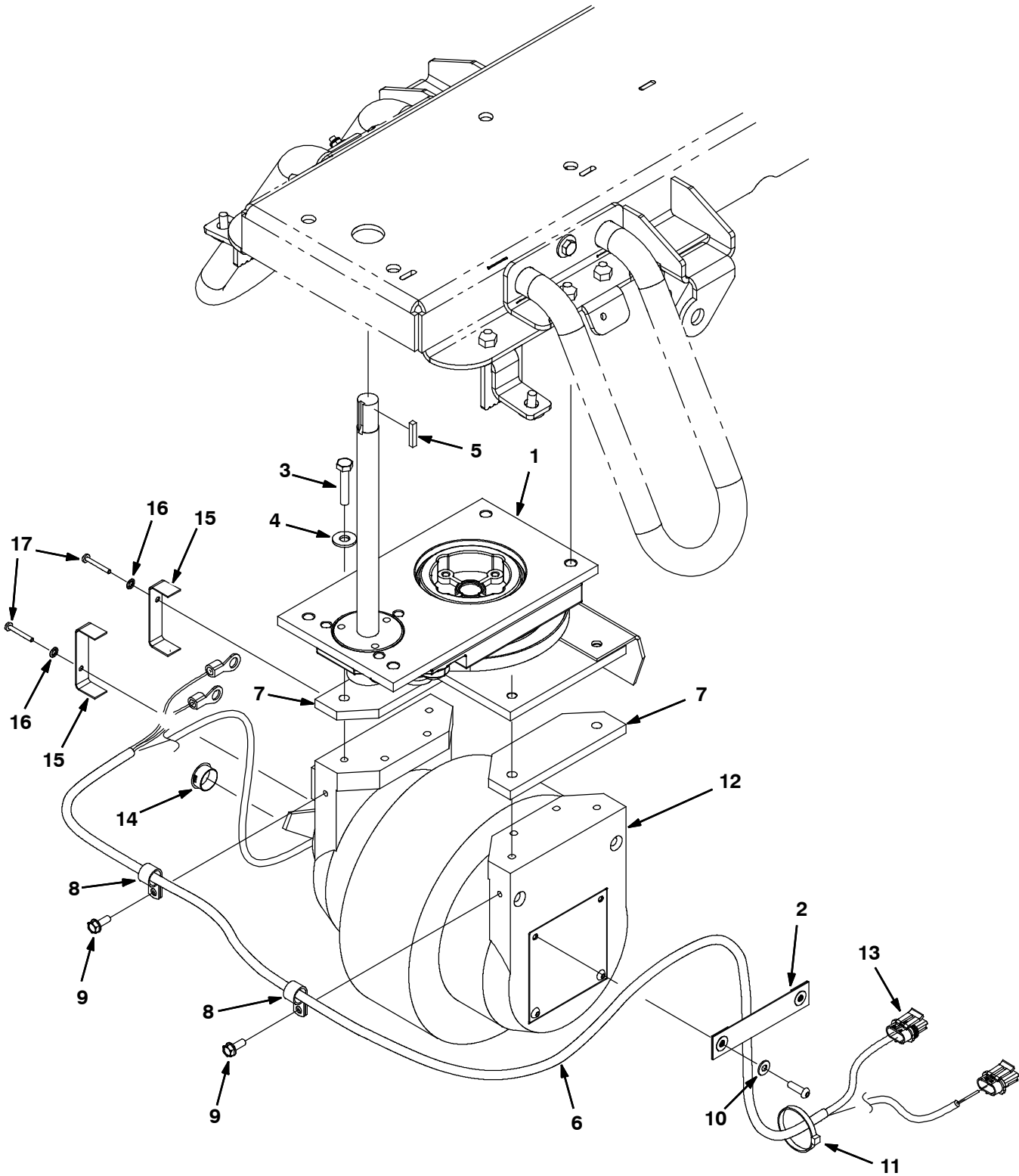


Fig. 12 - Front Drive Wheel Group (S/N 10518139-)

Ref.	Part No.	Description	Qty.	
1	1019724	Steer- Control Assy, Wheel Drive (See Breakdown)	1	
2	1019224	Strap, Nyl	1	
3	09010	Screw, Hex, M8 X 1.25 X 25, Ss (Disk Brush)	4	
3	09026	Screw, Hex, M8 X 1.25 X 40, Ss (Cylindrical Brush)	4	
4	01685	Washer, Flat, 0.31 Ss	4	
5	00912	Key, Sq, 0.19 X 0.19, 1.00l	1	
6	1065808	② Harness, Motor, Brake [T7/Ssr]	1	
7	1028873	Plate, Spacer, Drive (Cylindrical Brush)	2	
8	140300	② Clamp, Cable, Stl, 0.50d [Insulated]	2	
9	361339	Screw, Hex, M6 X 1.0 X 16, Fmg	2	
10	19066	Washer, Flat, #10	2	
11	130773	② Tie, Cable, Nyl, 11.0l, .14w, 3.0 Max. D	4	
▽	12	② Gearbox Kit, Wheel, 250mm, W/ Connector (Note: Does NOT Include Motor Brake Harness) (See Breakdown)	1	
▲	13	1047186	Connector, Fem, 3 Recept [Mp630]	1
	14	② 130161	Plug, Hole, Rnd, 0.88d, Blk	1
	15	② 1064972	Bracket, Cord	2
	16	02938	Washer, Lock, Int, 08, Ss	2
	17	② 33931	Screw, Pan, Phl, M4 X 0.70 X 30, Ss	2

② Serial number (10518139-)

Fig. 13 - Front Drive Wheel Group (S/N 1000000- 10518138)

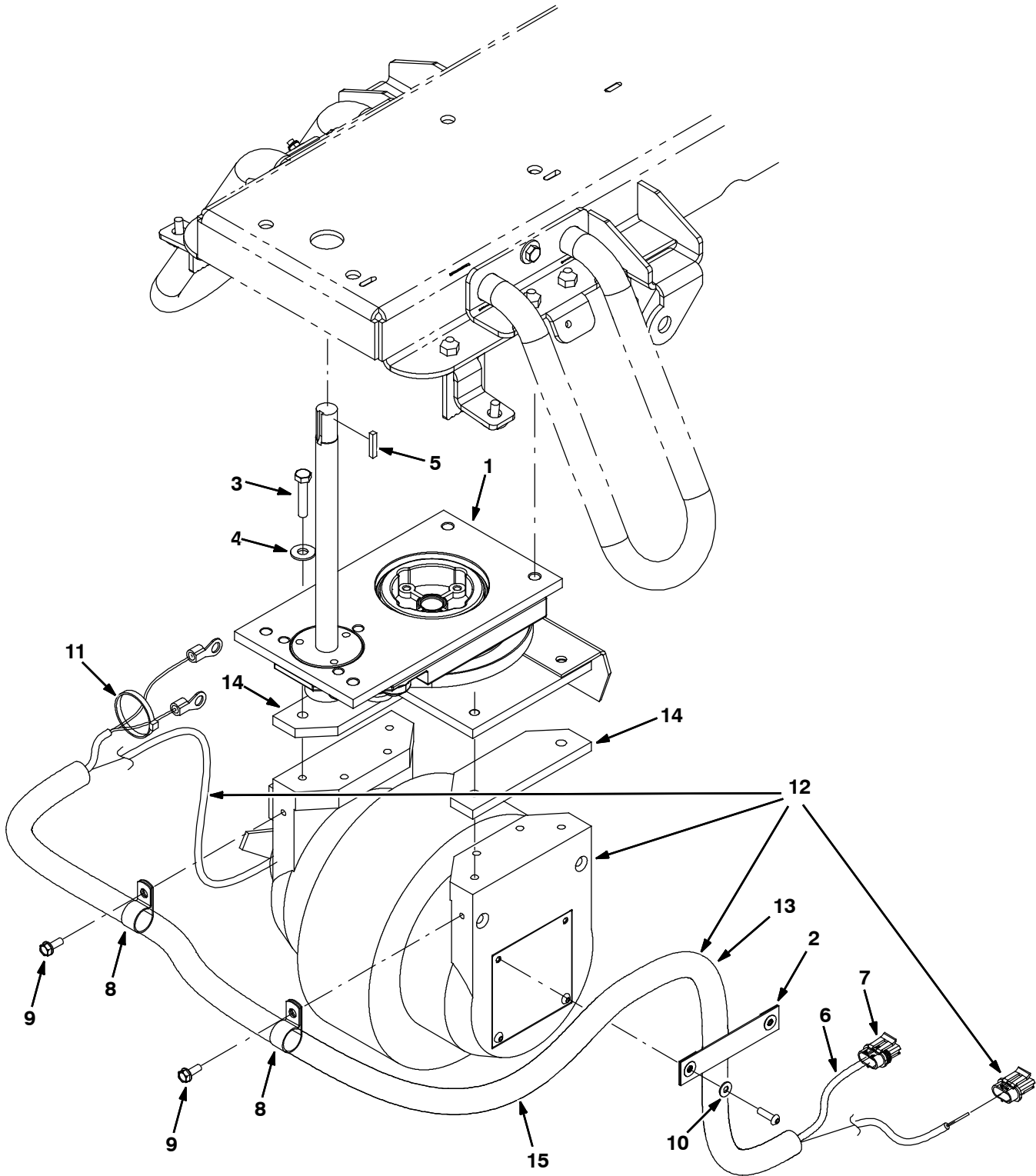


Fig. 13 - Front Drive Wheel Group (S/N 10000000- 10518138)

Ref.	Part No.	Description	Qty.
1	1019724	Steer- Control Assy, Wheel Drive (See Breakdown)	1
2	1019224	Strap, Nyl	1
3	09010	Screw, Hex, M8 X 1.25 X 25, Ss (Disk Brush)	4
3	09026	Screw, Hex, M8 X 1.25 X 40, Ss (Cylindrical Brush)	4
4	01685	Washer, Flat, 0.31 Ss	4
5	00912	Key, Sq, 0.19 X 0.19, 1.00l	1
▽	6	391914 [1] Harness, Motor, #10-2, 48.0 L, [T7] (Replaced By 9008400)	1
▲	7	1047186 Connector, Fem, 3 Recept [Mp630]	1
8	40678- 1	[1] Clamp, Cable, Stl, 0.88d X 0.62w, 1h	2
9	361339	Screw, Hex, M6 X 1.0 X 16, Fmg	2
10	19066	Washer, Flat, #10	2
11	49263	[1] Tie, Cable, Nyl, 11.4l .19w 3.0 Max D	4
▽	12	9001642 [1] Gearbox Kit, Wheel, 250Mm W/Connector (See Breakdown) (Replaced By 9009000 - Includes Motor Brake Harness)	1
▲	13	9008400 Brake, Jumper Kit [T7]	1
14	1028873	Plate, Spacer, Drive (Cylindrical Brush)	2
15	1015761	[1] Sleeve, Afmkt, Nyl, #13, 3ft	1

[1] Serial number (10000000- 10518138)

Fig. 14 - Brake Pedal and Accelerator Pedal Group (S/N 10644406-)

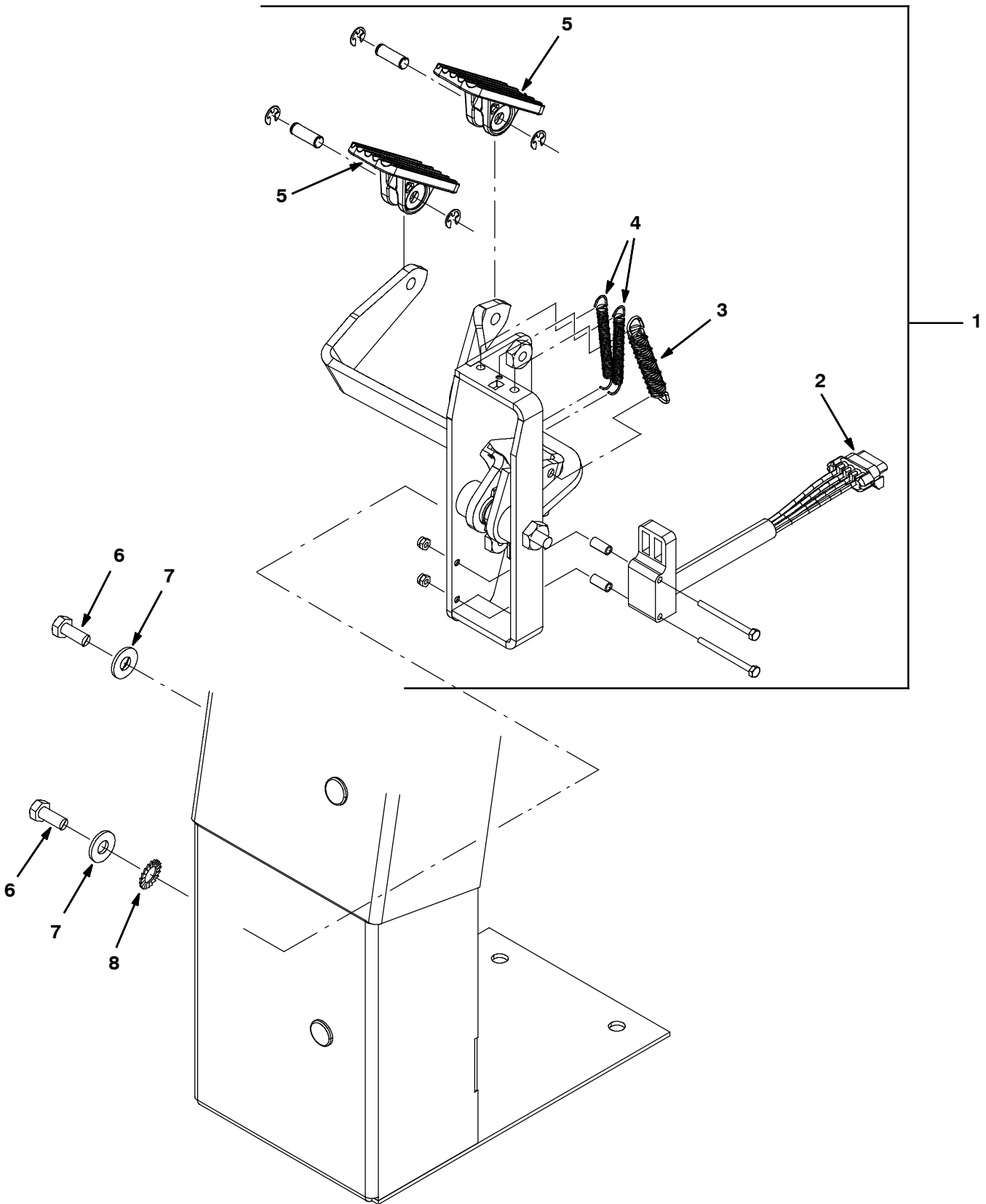


Fig. 14 - Brake Pedal and Accelerator Pedal Group (S/N 10644406-)

	Ref.	Part No.	Description	Qty.
▽	1	1072477	① Pedal Assy, Accelerator, Brake	1
▲	2	1058687	Vr, Sensor, Position [Hall]	1
▲	3	1031716	Spring, Extn, 0.50od 0.07wir 03.0l	1
▲	4	1061049	Vr, Spring, Extn, 0.35od 0.05wir 02.8l	2
▲	5	1072478	① Vr, Pedal, Foot, W/ Tread	2
	6	09740	Screw, Hex, M8 X 1.25 X 20, Ss	2
	7	01685	Washer, Flat, 0.38b 0.88d .08, Ss	2
	8	41141	Washer, Lock, Int- Ext, 0.31	1

① Serial number (10644406-)

Fig. 15 - Brake Pedal and Accelerator Pedal Group (S/N 10508137- 10644405)

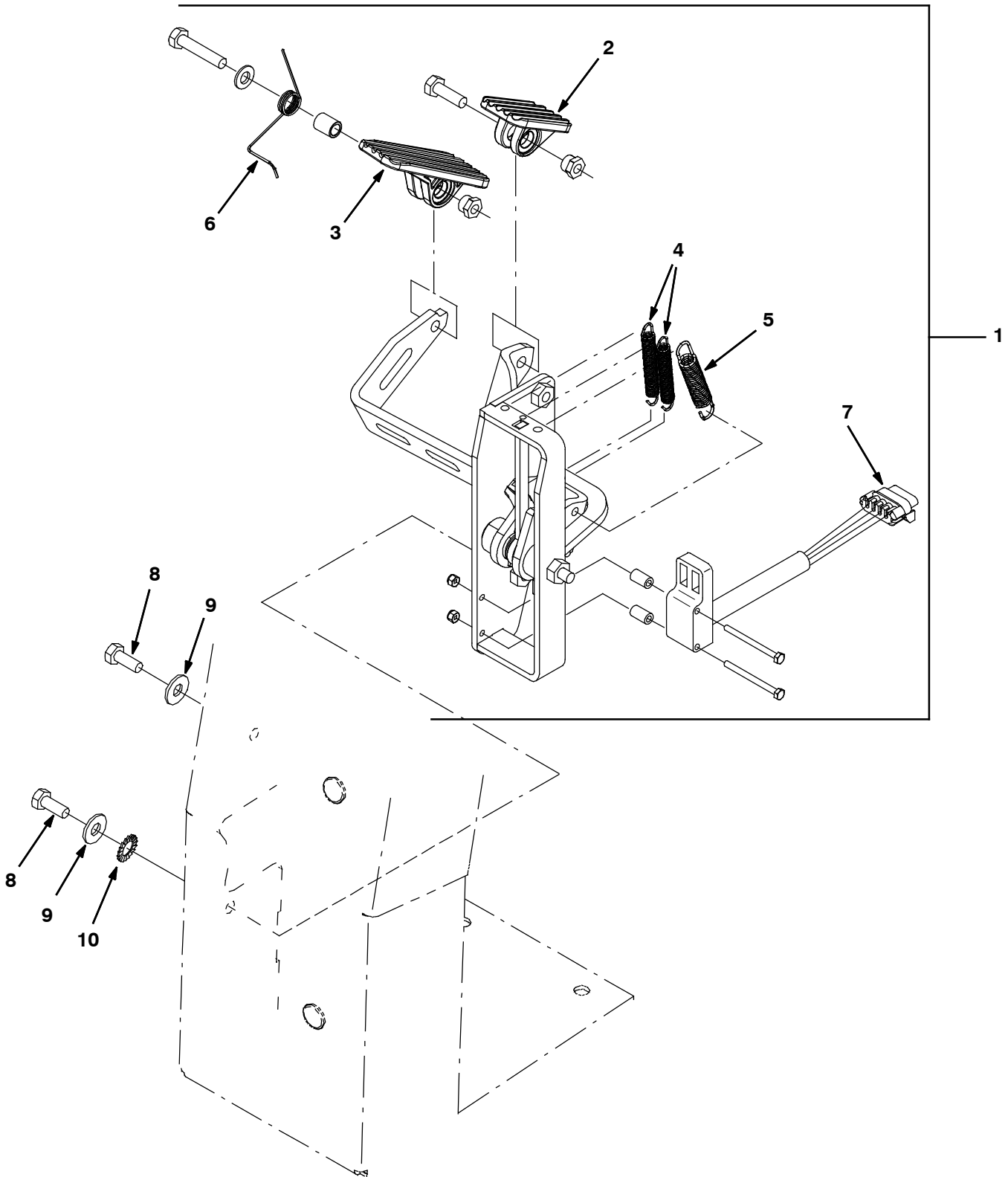


Fig. 15 - Brake Pedal and Accelerator Pedal Group (S/N 10508137- 10644405)

Ref.	Part No.	Description	Qty.
▽ 1	1051837	① Pedal Assy, Accelerator, Brake (Replaced By 1072477 Pedal Assy Kit)	1
▲ 2	1014548	① Vr, Pedal, Brake, W/ Tread (Replaced By 1072477 Pedal Assy Kit)	1
▲ 3	1051836	① Vr, Pedal, Propel, W/ Tread (Replaced By 1072477 Pedal Assy Kit)	1
▲ 4	1061049	① Vr, Spring, Extn, 0.35od 0.05wir 02.8l	2
▲ 5	1031716	① Spring, Extn, 0.50od 0.07wir 03.0l	1
▲ 6	1064665	① Vr, Spring, Tors, 0.55id .05wir 04.0coil	1
▲ 7	1058687	① Vr, Sensor, Position [Hall]	1
8	09740	Screw, Hex, M8 X 1.25 X 20, Ss	2
9	01685	Washer, Flat, 0.38b 0.88d .08, Ss	2
10	41141	Washer, Lock, Int- Ext, 0.31	1

① Serial number (10508137- 10644405)

Fig. 16 - Brake Pedal and Accelerator Pedal Group (S/N 1000000- 10508136)

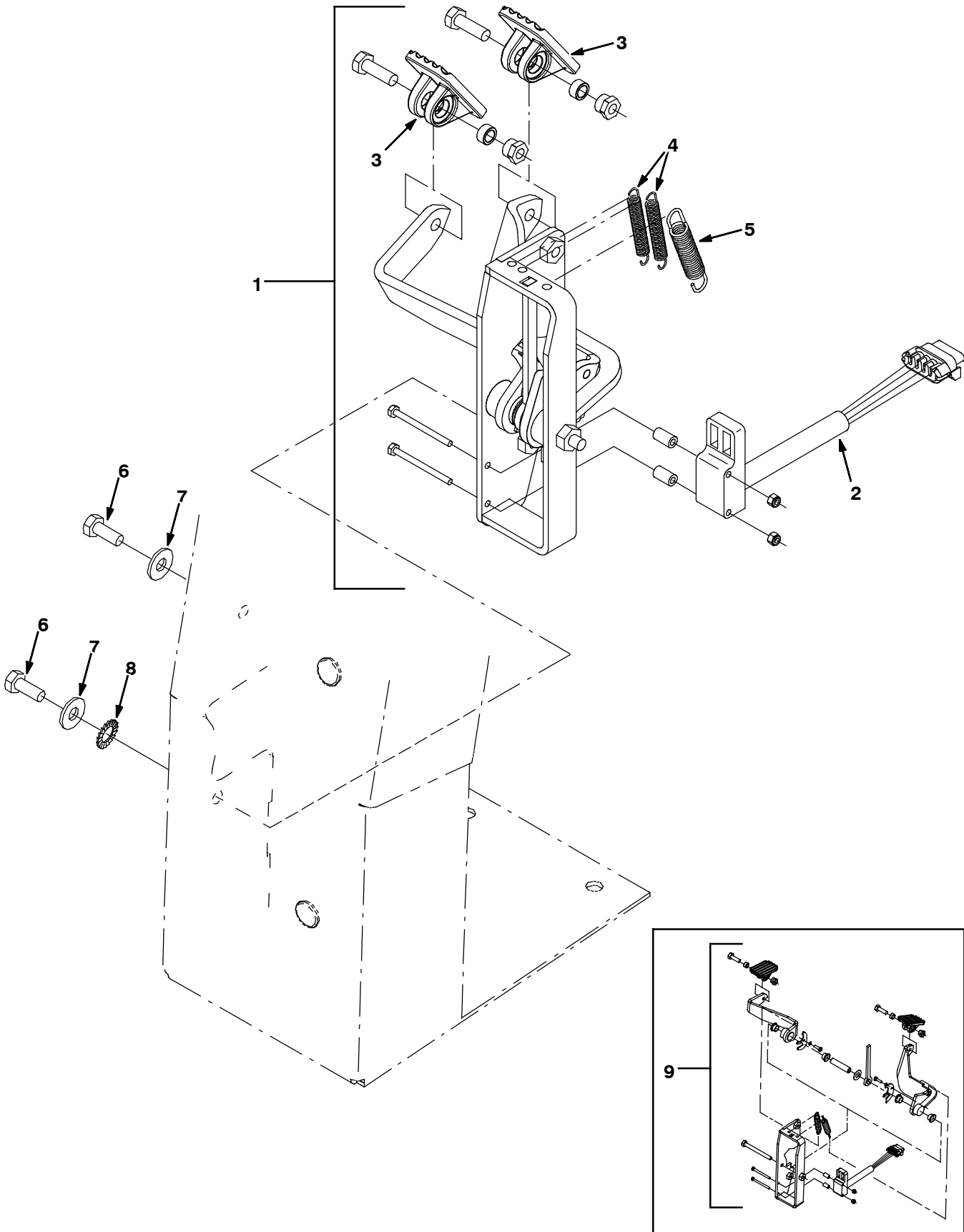


Fig. 16 - Brake Pedal and Accelerator Pedal Group (S/N 10000000-10508136)

Ref.	Part No.	Description	Qty.
▽ 1	1037142	② Pedal Assy, Accelerator, Brake [T7, Ssr]	1
▲ 2	1011562	② Sensor, Position [Hall]	1
▲ 3	1014548	② Pedal, Rest, Foot	2
▲ 4	1037141	② Spring Kit, Ext. 1pc = 2 Springs	1
▲ 5	1031716	Spring, Extn, 0.50od 0.07wir 03.0l	1
6	09740	Screw, Hex, M8 X 1.25 X 20, Ss	2
7	01685	Washer, Flat, 0.38b 0.88d .08, Ss	2
8	41141	Washer, Lock, Int- Ext, 0.31	1
9	1037142	① Pedal Assy, Accelerator, Brake [T7, Ssr]	1

① Serial number (10000000- 10327781)

② Serial number (10327782- 10508136)

Fig. 17 - Disk Scrub Head Lift Group

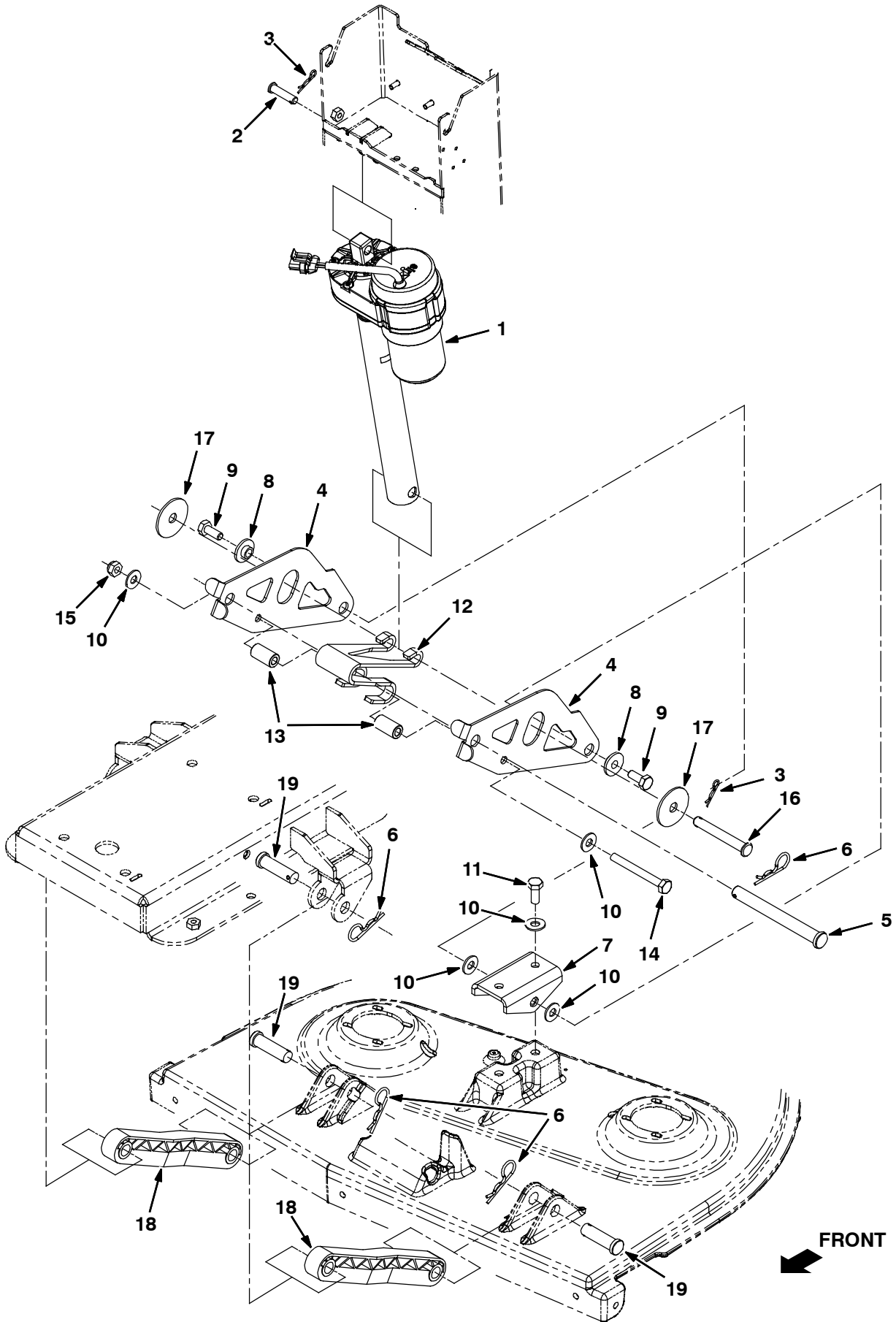


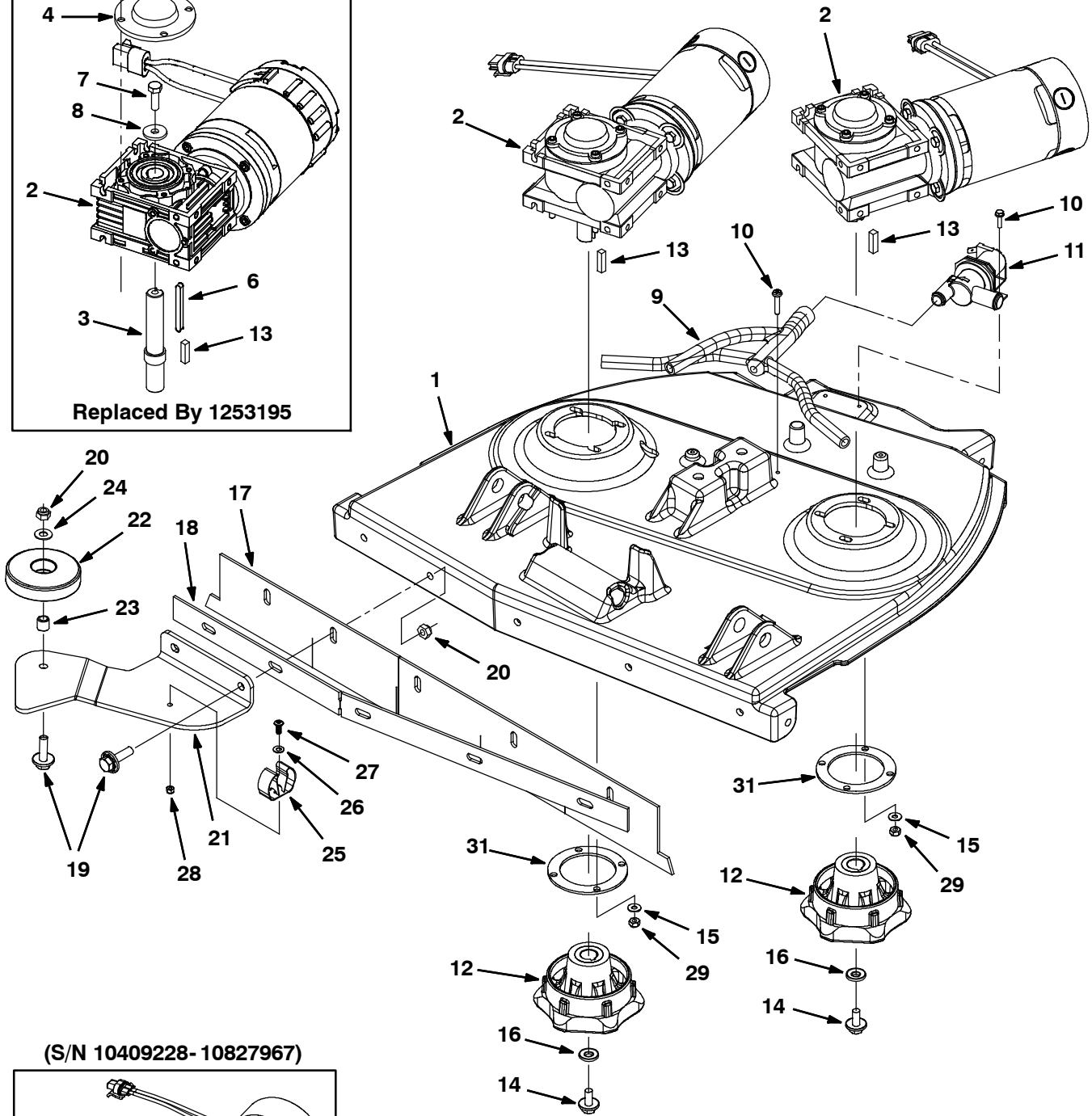
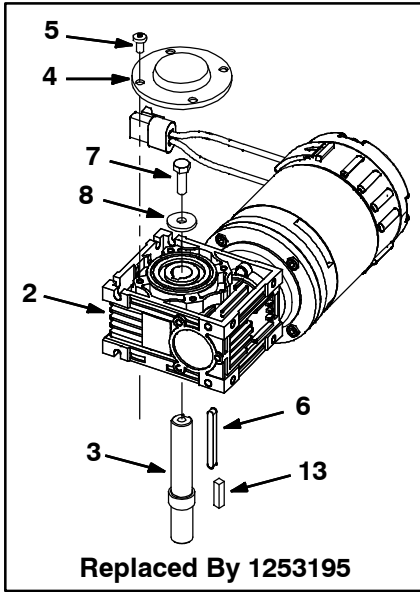
Fig. 17 - Disk Scrub Head Lift Group

Ref.	Part No.	Description	Qty.
1	1056622	Actuator, 24vdc, 04.5strk, 0600lb	1
2	1009356	Pin, Clevis , 10mm X 40l	1
3	86866	Pin, Hair Cotter, 0.38 D .072 Wir	2
4	1013278	Plate, Arm, Cntr, Lift, Scb Head	2
5	1010401	Pin, Clevis, 16d X 150l	1
6	02942	Pin, Hair Cotter, 0.62 D .120 Wir	5
7	1014076	Bracket, Lift	1
8	363087	Bushing, Flng, 0.44b 1.25d 0.25l	2
9	09770	Screw, Hex, M10 X 1.5 X 25, Ss, NI	2
10	01686	Washer, Flat, 0.44b 1.00 .08, Ss	6
11	09028	Screw, Hex, M10 X 1.5 X 25, Ss	2
12	1015413	Spring, Lift, Head, Scb	1
13	1013281	Sleeve, P/M, 18.5d 10.5b 34l 430 Ss	2
14	09746	Screw, Hex, M10 X 1.5 X 90, Ss	1
15	08714	Nut, Hex, Lock, M10 X 1.5, NI, Ss	1
16	1013356	Pin, Clevis, 12mm D X 90mm L	1
17	57048	Washer, Flat, 0.53b 2.13d .11, Stl, Pl	2
18	222027	Arm, Lift, Head	2
19	222210	Pin, Clevis, 0.62 D X 2.12l	4

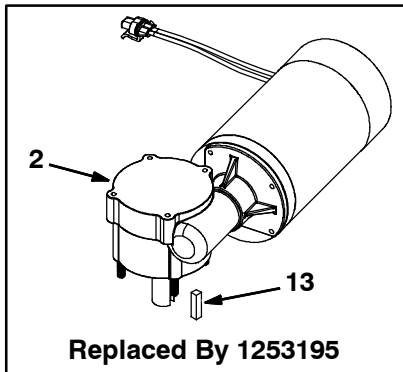
STANDARD PARTS

Fig. 18 - Disk Scrub Head Drive Motor Group, 650 mm (26 in)

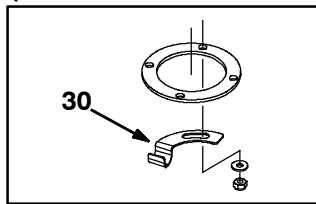
(S/N 10827968-11006137)



(S/N 10409228-10827967)



(S/N 10000000-DEC2020)



(S/N 10000000-10624412)

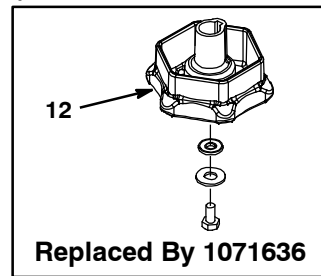


Fig. 18 - Disk Scrub Head Drive Motor Group, 650 mm (26 in)

Ref.	Part No.	Description	Qty.
1	1013560	Head, Scb, 650mm	1
2	1253195	⑥ Motor, Ele, 24vdc 0285rpm	2
▽	2	1210864 ⑤ Motor, Ele, 24vdc 0260rpm (Replaced By 1253195)	2
▲	372878	⑤ Brush Kit, Motor, Ele	1
▲	372879	⑤ Hook, Safety	1
▲	372880	⑤ Cover, Brush, Ele Motor	1
▲	3	1212130 ⑤ Shaft, Drive, Brush	1
▲	4	1212132 ⑤ Cap, Motor	1
▲	5	363503 ⑤ Screw, Pan, Phl, M6 X 1.00 X 12, Ss	4
▲	6	1212131 ⑤ Key, Sq, 06mm X 06mm, 60mm	1
▲	7	09740 ⑤ Screw, Hex, M8 X 1.25 X 20, Ss	1
▲	8	1017218 ⑤ Washer, Flat, 0.32b 1.00d .12, Ss	1
▽	2	1048884 ② Motor, Ele, 24 Vdc 0285rpm (Replaced By 1253195)	2
▲	1048888	② Vr, Brush Kit, Motor, 1048884	1
▽	2	1000083 ① Motor, Ele, 24 Vdc 0285rpm (Replaced By 1253195)	2
▲	372878	① Brush Kit, Motor, Ele	1
▲	372879	① Hook, Safety	1
▲	372880	① Cover, Brush, Ele Motor	1
▲	3	1008758 ① Shaft, Drive, Brush	2
▲	4	1017553 ① Cap, Motor	2
▲	5	363503 ① Screw, Pan, Phl, M6 X 1.00 X 12, Ss	4
▲	6	1014303 ① Key, Sq, 06mm X 06mm, 60mm L	2
	9	1014228 Manifold, Soltn, 650mm	1
	10	1016520 Screw, Hex, M4 X 0.7 16 Fmg, Ss	3
	11	1214973 Valve, Water, Solenoid, 24vdc, Bm10/Bm10	1
	12	377367 ③ Hub, Drive, Brush, Disk, 0.75b 6t (Replaced By 1071636)	2
	12	1071636 ④ Hub, Drive, Brush, Disk, 0.75b [6t]	2
	13	00928 Key, Sq, 0.25 X 0.25, 1.00l	2
	14	1020341 Screw, Hex, M8 X 1.25 X 20, Ss, Sems	2
	15	01684 Washer, Flat, 0.27b 0.69d .05, Ss (ec-H2O Model)	2
	16	1017218 Washer, Flat, 0.32b 1.00d .12, Ss	2
	17	1013531 Skirt, Spray, 650mm	1
	18	1013532 Retainer, Skirt, 650mm	1
	19	1072816 Screw, Hex, M8 X 1.25 X 30, Ss, Sems	6
	20	08713 Nut, Hex, Lock, M8 X 1.25, NI, Ss	6
	21	1052198 Bracket, Wheel, Guide 650mm	1
	22	1010560 Wheel, Bumper, 80d X 25w, Non- Marking	1
	23	222460 Sleeve, P/, 0.49D 0.318B 0.50L 430Ss	1
	24	140027 Washer, Flat, 0.35b 0.75d .04, Ss	1
	25	1014295 Clip, Grip, Hose, 0.75- 1.12, Stl,Blk Vyl (ec-H2O Model)	1
	26	140011 Washer, Flat, 0.21b 0.45d .03, Ss (ec-H2O Model)	1
	27	607006 Screw, Trs, M4 X 0.70 X 12, Phl, PI (ec-H2O Model)	1
	28	33932 Nut, Hex, Lock, M4 X 0.70, NI, Ss (ec-H2O Model)	1
	29	08712 Nut, Hex, Lock, M6 X 1.0, Ss, NI	8
	30	NLA Bracket, Support, Hose [T7] (ec-H2O Model) (No Longer Available)	2
	31	1013821 Plate, Sppt	2

① Serial number (10000000- 10409227)

② Serial number (10409228- 10827967)

③ Serial number (10000000- 10624412)

④ Serial number (10624413-)

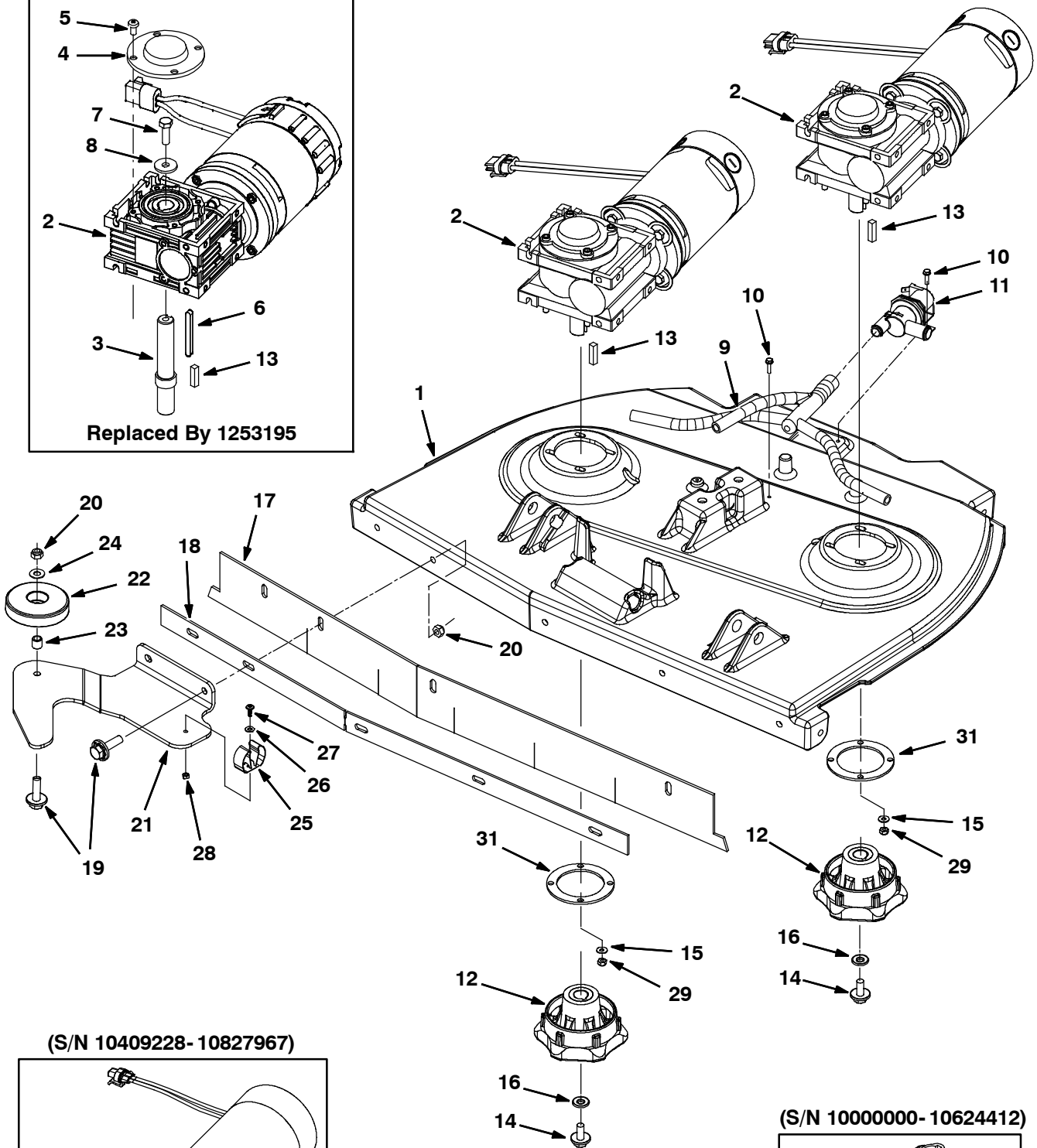
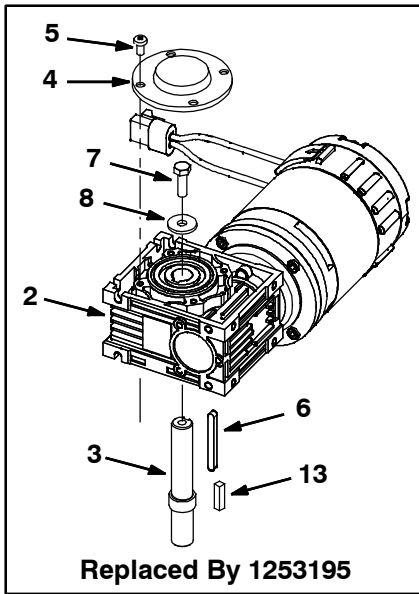
⑤ Serial number (10827968- 11006137)

⑥ Serial number (11006138-)

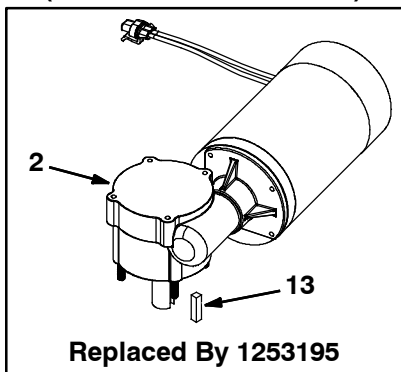
STANDARD PARTS

Fig. 19 - Disk Scrub Head Drive Motor Group, 800 mm (32 in)

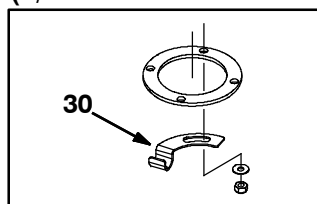
(S/N 10827968-11006137)



(S/N 10409228-10827967)



(S/N 10000000-DEC2020)



(S/N 10000000-10624412)

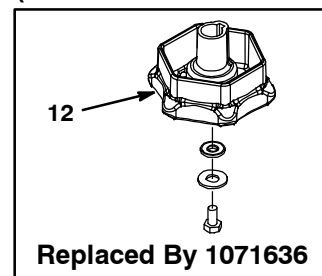


Fig. 19 - Disk Scrub Head Drive Motor Group, 800 mm (32 in)

Ref.	Part No.	Description	Qty.
1	1012630	Head, Scb, 800mm	1
2	1253195	⑥ Motor, Ele, 24vdc 0285rpm	2
▽	2	1210864 ⑤ Motor, Ele, 24vdc 0260rpm (Replaced By 1253195)	2
▲	372878	⑤ Brush Kit, Motor, Ele	1
▲	372879	⑤ Hook, Safety	1
▲	372880	⑤ Cover, Brush, Ele Motor	1
▲	3	1212130 ⑤ Shaft, Drive, Brush	1
▲	4	1212132 ⑤ Cap, Motor	1
▲	5	363503 ⑤ Screw, Pan, Phl, M6 X 1.00 X 12, Ss	4
▲	6	1212131 ⑤ Key, Sq, 06mm X 06mm, 60mm	1
▲	7	09740 ⑤ Screw, Hex, M8 X 1.25 X 20, Ss	1
▲	8	1017218 ⑤ Washer, Flat, 0.32b 1.00d .12, Ss	1
▽	2	1048884 ② Motor, Ele, 24 Vdc 0285rpm (Replaced By 1253195)	2
▲	1048888	② Vr, Brush Kit, Motor, 1048884	1
▽	2	1000083 ① Motor, Ele, 24 Vdc 0285rpm (Replaced By 1253195)	2
▲	372878	① Brush Kit, Motor, Ele	1
▲	372879	① Hook, Safety	1
▲	372880	① Cover, Brush, Ele Motor	1
▲	3	1008758 ① Shaft, Drive, Brush	2
▲	4	1017553 ① Cap, Motor	2
▲	5	363503 ① Screw, Pan, Phl, M6 X 1.00 X 12, Ss	4
▲	6	1014303 ① Key, Sq, 06mm X 06mm, 60mm L	2
	9	1014776 Manifold, Soltn, 800mm	1
	10	1016520 Screw, Hex, M4 X 0.7 16 Fmg, Ss	3
	11	1214973 Valve, Water, Solenoid, 24vdc, Bm10/Bm10	1
	12	377367 ③ Hub, Drive, Brush, Disk, 0.75b 6t (Replaced By 1071636)	2
	12	1071636 ④ Hub, Drive, Brush, Disk, 0.75b [6t]	2
	13	00928 Key, Sq, 0.25 X 0.25, 1.00l	2
	14	1020341 Screw, Hex, M8 X 1.25 X 20, Ss, Sems	2
	15	01684 Washer, Flat, 0.27b 0.69d .05, Ss (ec-H2O Model)	2
	16	1017218 Washer, Flat, 0.32b 1.00d .12, Ss	2
	17	1011376 Skirt, Spray, 800mm	1
	18	1012359 Retainer, Skirt, 800mm	1
	19	1072816 Screw, Hex, M8 X 1.25 X 30, Ss, Sems	6
	20	08713 Nut, Hex, Lock, M8 X 1.25, NI, Ss	6
	21	1052393 Bracket, Wheel, Guide	1
	22	1010560 Wheel, Bumper, 80d X 25w, Non- Marking	1
	23	222460 Sleeve, P/, 0.49D 0.318B 0.50L 430Ss	1
	24	140027 Washer, Flat, 0.35b 0.75d .04, Ss	1
	25	1014295 Clip, Grip, Hose, 0.75- 1.12, Stl,Blk Vyl (ec-H2O Model)	1
	26	140011 Washer, Flat, 0.21b 0.45d .03, Ss (ec-H2O Model)	1
	27	607006 Screw, Trs, M4 X 0.70 X 12, Phl, Pl (ec-H2O Model)	1
	28	33932 Nut, Hex, Lock, M4 X 0.70, NI, Ss (ec-H2O Model)	1
	29	08712 Nut, Hex, Lock, M6 X 1.0, Ss, NI	8
	30	NLA Bracket, Support, Hose [T7] (ec-H2O Model) (No Longer Available)	2
	31	1013821 Plate, Sppt	2

① Serial number (10000000- 10409227)

② Serial number (10409228- 10827967)

③ Serial number (10000000- 10624412)

④ Serial number (10624413-)

⑤ Serial number (10827968- 11006137)

⑥ Serial number (11006138-)

Fig. 20 - Disk Scrub Head Side Squeegee Group, Right

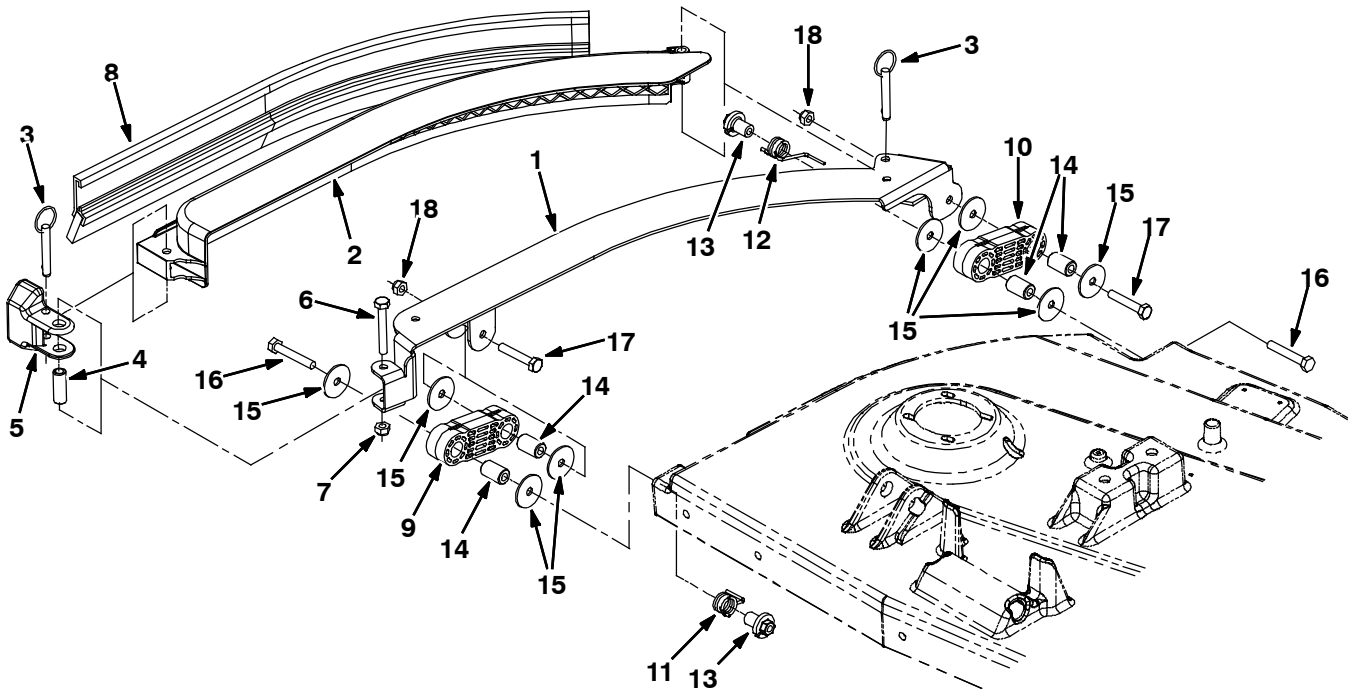


Fig. 20 - Disk Scrub Head Side Squeegee Group, Right

Ref.	Part No.	Description	Qty.
1	1017910	Support Wldt, Sqge, Rh	1
2	1017832	Retainer, Sqge, Rh	1
3	1015989	Pin, Hitch, .312d X 1.62l	2
4	1017495	Sleeve, P/M, 0.496d 0.318b 1.375 Ss	1
5	1074201	Block, Guard, Yellow	1
6	222504	Screw, Hex, M8 X 1.25 X 55, Ss	1
7	08713	Nut, Hex, Lock, M8 X 1.25, NI, Ss	1
8	86859	Squeegee Assy, Side [Linatex] (Standard)	1
8	1058731	Squeegee Assy, Side, Disc, Ure (Optional)	1
8	1058729	Squeegee Assy, Side, Disc, Gum (Optional)	1
9	1010876	Link, Sqge	1
10	1017785	Link, Sqge	1
11	1011344	Spring, Tors	1
12	1011334	Spring, Tors	1
13	1011317	Retainer, Spring	2
14	1011717	Sleeve, P/M, 0.625d 0.318b 1.00 L 430ss	4
15	1011719	Washer, Flat, 0.33b 1.38d .075, Ss	8
16	49694	Screw, Hex, M8 X 1.25 X 50, Ss	2
17	222505	Screw, Hex, M8 X 1.25 X 45, Ss	2
18	08713	Nut, Hex, Lock, M8 X 1.25, NI, Ss	2

Fig. 21 - Disk Scrub Head Side Squeegee Group, Left

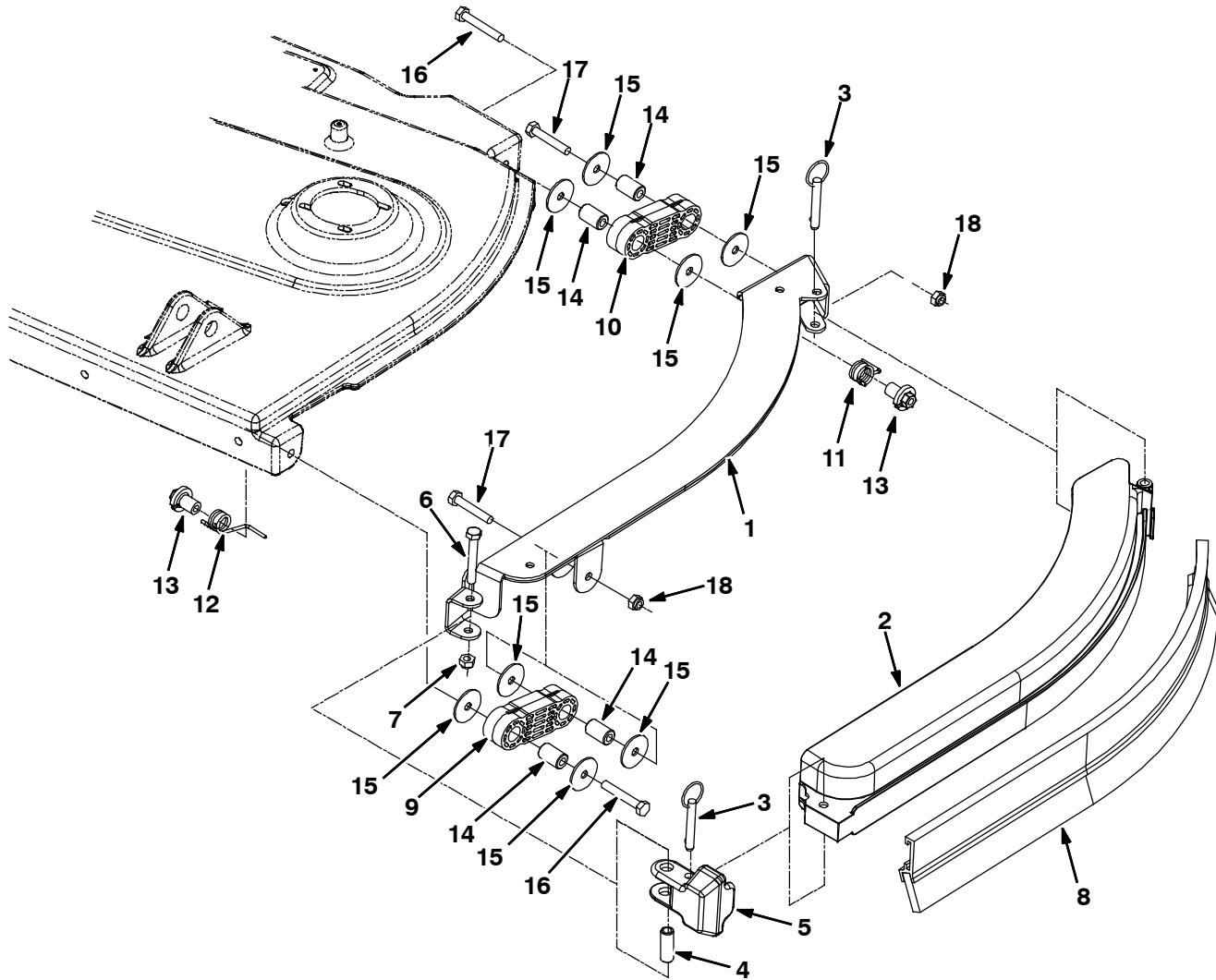


Fig. 21 - Disk Scrub Head Side Squeegee Group, Left

Ref.	Part No.	Description	Qty.
1	1017534	Support Wldt, Sqge, Lh	1
2	1017653	Retainer, Sqge, Lh	1
3	1015989	Pin, Hitch, .312d X 1.62l	2
4	1017495	Sleeve, P/M, 0.496d 0.318b 1.375 Ss	1
5	1074201	Block, Guard, Yellow	1
6	222504	Screw, Hex, M8 X 1.25 X 55, Ss	1
7	08713	Nut, Hex, Lock, M8 X 1.25, NI, Ss	1
8	86859	Squeegee Assy, Side [Linatex] (Standard)	1
8	1058731	Squeegee Assy, Side, Disc, Ure (Optional)	1
8	1058729	Squeegee Assy, Side, Disc, Gum (Optional)	1
9	1010876	Link, Sqge	1
10	1017785	Link, Sqge	1
11	1011344	Spring, Tors	1
12	1011334	Spring, Tors	1
13	1011317	Retainer, Spring	2
14	1011717	Sleeve, P/M, 0.625d 0.318b 1.00 L 430ss	4
15	1011719	Washer, Flat, 0.33b 1.38d .075, Ss	8
16	49694	Screw, Hex, M8 X 1.25 X 50, Ss	2
17	222505	Screw, Hex, M8 X 1.25 X 45, Ss	2
18	08713	Nut, Hex, Lock, M8 X 1.25, NI, Ss	2

Fig. 22 - Cylindrical Scrub Head Lift Group

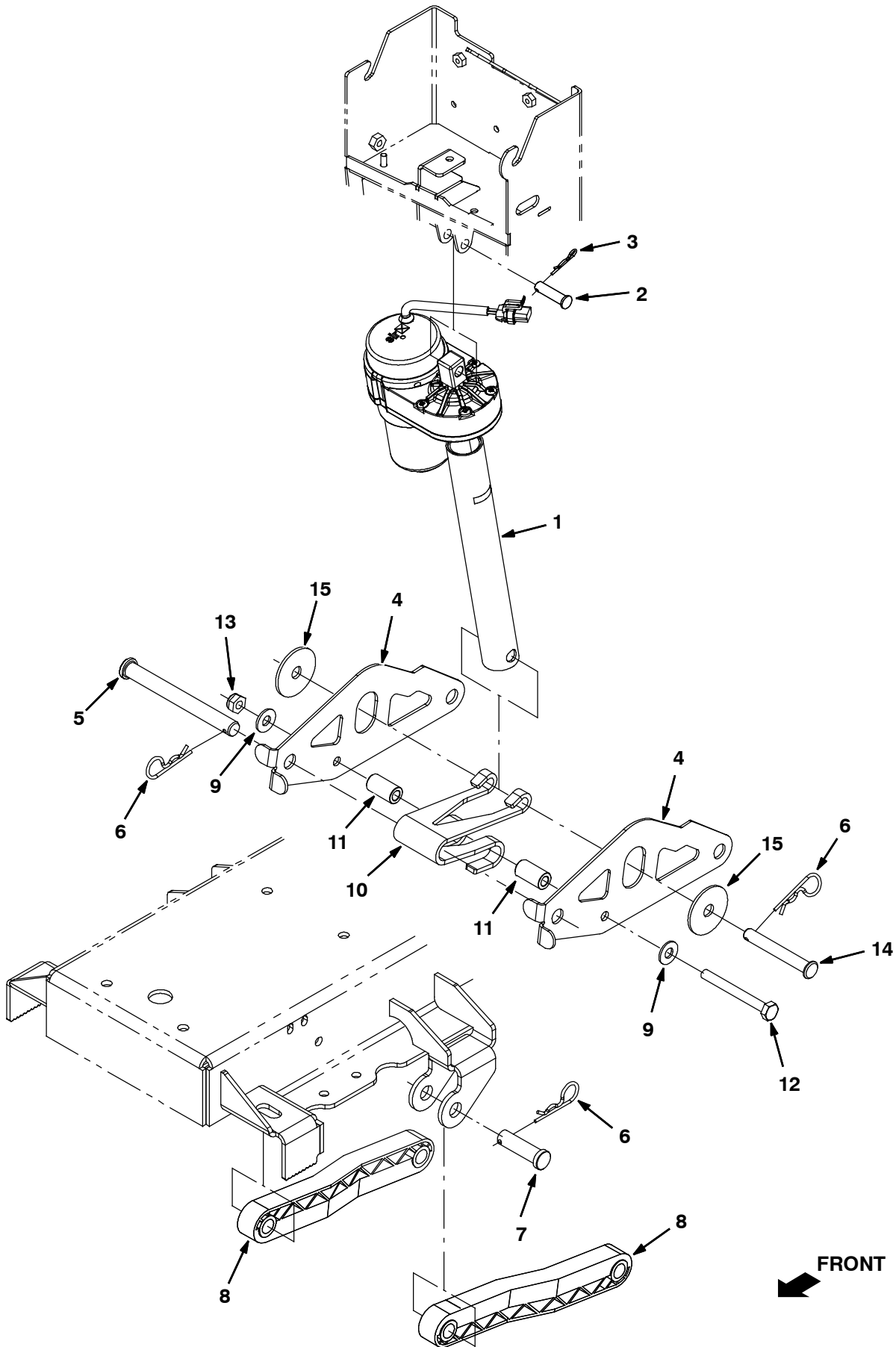


Fig. 22 - Cylindrical Scrub Head Lift Group

Ref.	Part No.	Description	Qty.
1	1056622	Actuator, 24vdc, 04.5strk, 0600lb	1
2	1009356	Pin, Clevis , 10mm X 40l	1
3	86866	Pin, Hair Cotter, 0.38 D .072 Wir	1
4	1013278	Plate, Arm, Cntr, Lift, Scb Head	2
5	1010401	Pin, Clevis, 16d X 150l	1
6	02942	Pin, Hair Cotter, 0.62 D .120 Wir	4
7	222210	Pin, Clevis, 0.62 D X 2.12l	2
8	222027	Arm, Lift, Head	2
9	01686	Washer, Flat, 0.44b 1.00 .08, Ss	2
10	1015413	Spring, Lift, Head, Scb	1
11	1013281	Sleeve, P/M, 18.5d 10.5b 34l 430 Ss	2
12	09746	Screw, Hex, M10 X 1.5 X 90, Ss	1
13	08714	Nut, Hex, Lock, M10 X 1.5, NI, Ss	1
14	1013356	Pin, Clevis, 12mm D X 90mm L	1
15	57048	Washer, Flat, 0.53b 2.13d .11, Stl, Pl	2

Fig. 23 - Cylindrical Scrub Head Group, 700mm (28 in)

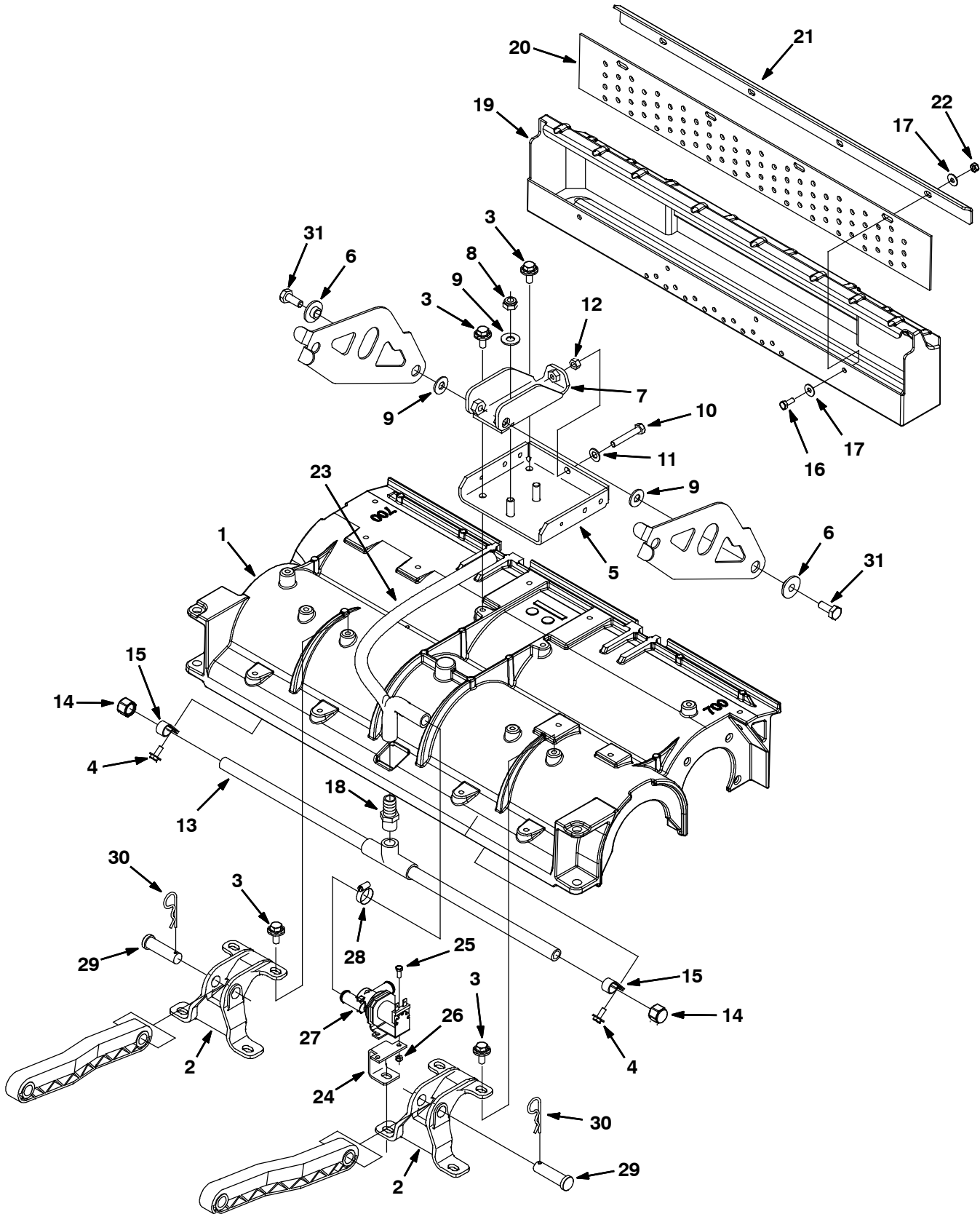


Fig. 23 - Cylindrical Scrub Head Group, 700mm (28 in)

Ref.	Part No.	Description	Qty.
1	1029131	Housing, Machining, Head, 70 Cm Cyl	1
2	1031416	Mount, Link, Mach	2
3	1020341	Screw, Hex, M8 X 1.25 X 20, Ss, Sems	12
4	1034731	Screw, Hex, M6 X 1.00 X 16, Sems, Ss	2
5	1029531	Channel, Lift	1
6	363087	Bushing, Flng, 0.44b 1.25d 0.25l	2
7	1029538	Bracket, Lift, Upper	1
8	08714	Nut, Hex, Lock, M10 X 1.5, NI, Ss	2
9	01686	Washer, Flat, 0.44b 1.00d .08, Ss	4
10	578717	Screw, Hex, M8 X 1.25 X 50, Ss, FI	1
11	140027	Washer, Flat, 0.35b 0.75d .04, Ss	1
12	07786	Nut, Hex, Std, M8 X 1.25, Ss	1
13	1029215	Tube Assy, Bar, Spray [70cm]	1
14	1025580	Fitting, Pipe, Cap, P06, Nyl	2
15	33584	Clamp, Cable, Stl, 0.63d X 0.50w, 1h	2
16	11329	Screw, Hex, M6 X 1.0 X 16, Ss, NI	4
17	01684	Washer, Flat, 0.25, Ss	8
18	41440	Fitting, Plstc, Str, Bm10/Pm08	1
19	9005805	Hopper, Debris, 70cm, Black, Afmkt	1
20	1029274	Skirt, Tray, Debris [70cm]	1
21	1029272	Bracket, Lip, Debris, 70cm	1
22	07785	Nut, Hex, Std, M6 X 1.00, A2, Ss	4
23	1031132	Hose, Molded	1
24	1031037	Bracket, Mtg, Valve	1
25	09738	Screw, Hex, M5 X 0.8 X 12, Ss	2
26	09739	Nut, Hex, Lock, M5 X 0.80, NI, Ss	2
27	1214973	Valve, Water, Solenoid, 24vdc, Bm10/Bm10	1
28	54333	Clamp, Hose, Wormdrive, 0.31- 0.88d, .31w	3
29	222210	Pin, Clevis, 0.62d X 2.12l	2
30	02942	Pin, Cotter, Hair, 0.62d .120 Wir	2
31	09028	Screw, Hex, M10 X 1.5 X 25, Ss	2

Fig. 24 - Cylindrical Scrub Head Group, 800mm (32 in)

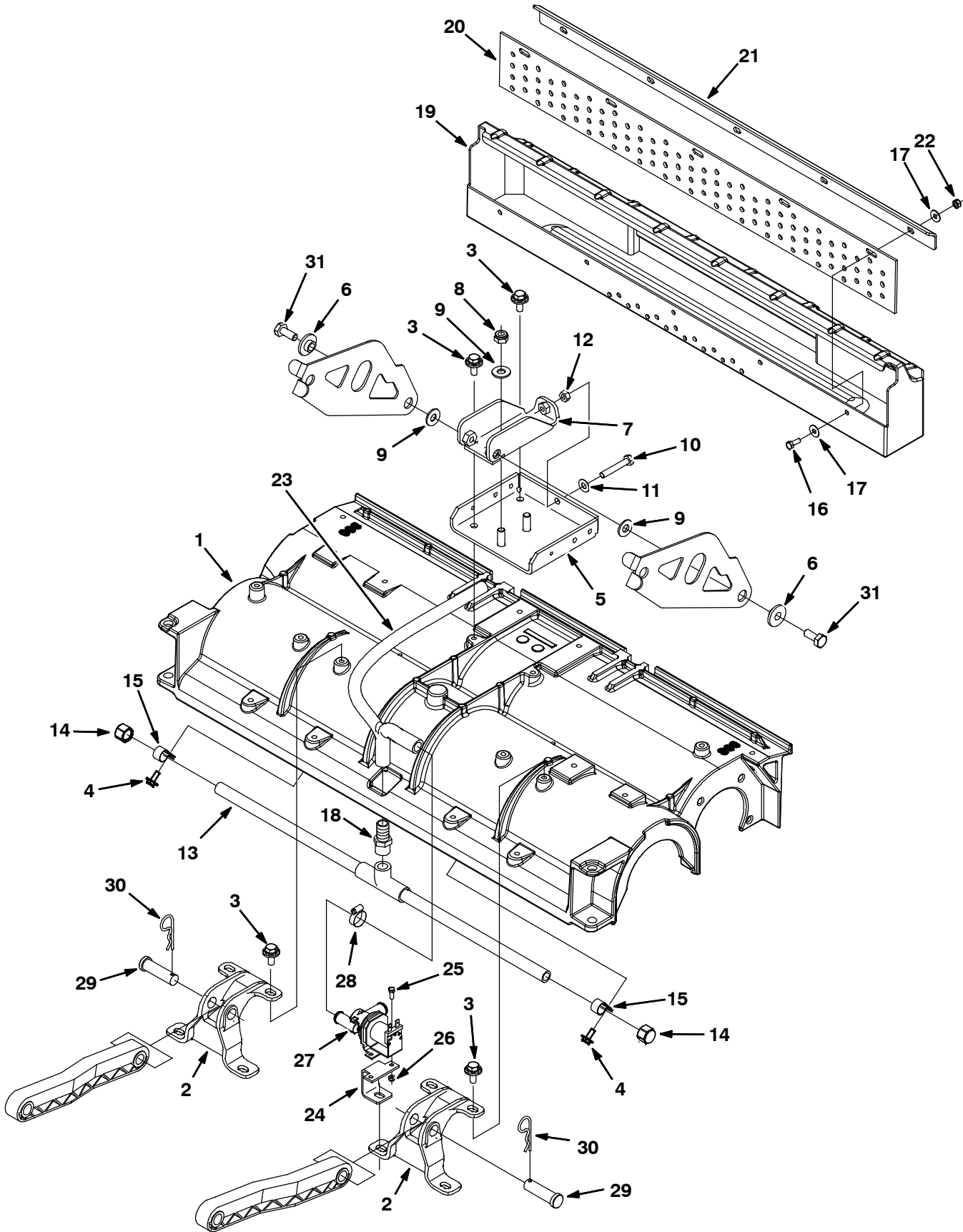


Fig. 24 - Cylindrical Scrub Head Group, 800mm (32 in)

Ref.	Part No.	Description	Qty.
1	1030273	80cm Scrubhead, Machining, T7/Cyl	1
2	1031416	Mount, Link, Mach	2
3	1020341	Screw, Hex, M8 X 1.25 X 20, Ss, Sems	12
4	1034731	Screw, Hex, M6 X 1.00 X 16, Sems, Ss	2
5	1029531	Channel, Lift	1
6	363087	Bushing, Flng, 0.44b 1.25d 0.25l	2
7	1029538	Bracket, Lift, Upper	1
8	08714	Nut, Hex, Lock, M10 X 1.5, NI, Ss	2
9	01686	Washer, Flat, 0.44b 1.00d .08, Ss	4
10	578717	Screw, Hex, M8 X 1.25 X 50, Ss, FI	1
11	140027	Washer, Flat, 0.35b 0.75d .04, Ss	1
12	07786	Nut, Hex, Std, M8 X 1.25, Ss	1
13	1031029	Tube Assy, Bar, Spray [80cm]	1
14	1025580	Fitting, Pipe, Cap, P06, Nyl	2
15	33584	Clamp, Cable, Stl, 0.63d X 0.50w, 1h	2
16	11329	Screw, Hex, M6 X 1.0 X 16, Ss, NI	5
17	01684	Washer, Flat, 0.25, Ss	10
18	41440	Fitting, Plstc, Str, Bm10/Pm08	1
19	9005806	Hopper, Debris, 80cm, Black, Afmkt	1
20	1025273	Skirt, Tray, Debris [80cm]	1
21	1025150	Lip, Tray, Debris, Scb Head, 80cm	1
22	07785	Nut, Hex, Std, M6 X 1.00, A2, Ss	5
23	1031132	Hose, Molded	1
24	1031037	Bracket, Mtg, Valve	1
25	09738	Screw, Hex, M5 X 0.8 X 12, Ss	2
26	09739	Nut, Hex, Lock, M5 X 0.80, NI, Ss	2
27	1214973	Valve, Water, Solenoid, 24vdc, Bm10/Bm10	1
28	54333	Clamp, Hose, Wormdrive, 0.31- 0.88d, .31w	3
29	222210	Pin, Clevis, 0.62d X 2.12l	2
30	02942	Pin, Cotter, Hair, 0.62d .120 Wir	2
31	09028	Screw, Hex, M10 X 1.5 X 25, Ss	2

STANDARD PARTS

Fig. 25 - Cylindrical Scrub Head Drive Group, Right Side

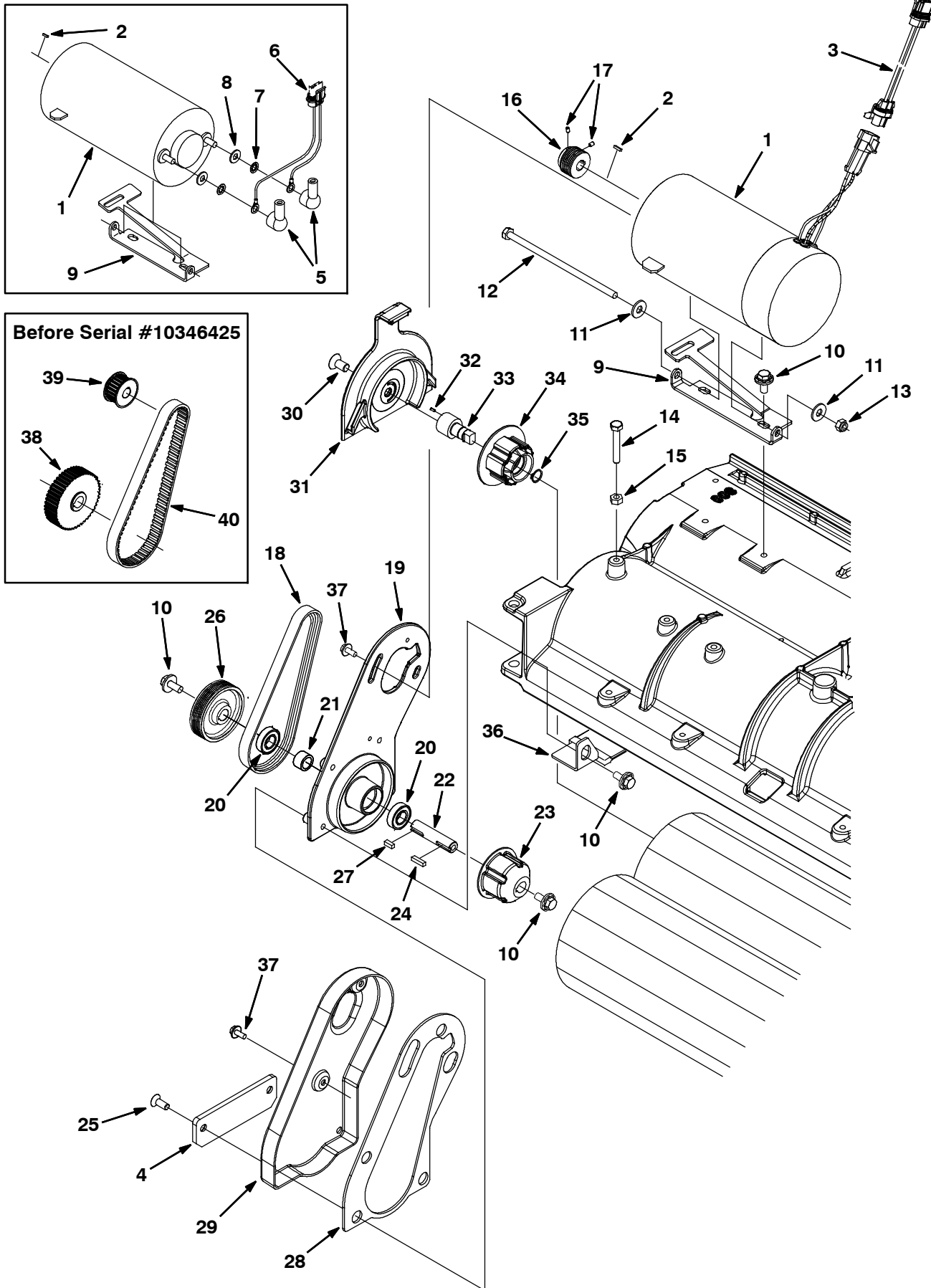


Fig. 25 - Cylindrical Scrub Head Drive Group, Right Side

Ref.	Part No.	Description	Qty.
▽	1 1042228	④ Motor, Ele, 24vdc 1500rpm 0.75hp 23.0a	1
▲	1049739	④ Brush Kit, Carbon, Motor, Replmt [4pcs]	1
▲	2 00954	Key, Sq, 0.12 X 0.12, 1.00l	1
▽	1 1050372	③ Motor Kit, Cylrcl, Replmt, F/604980 [T7]	1
▲	2 00954	Key, Sq, 0.12 X 0.12, 1.00l	1
	3 1050099	④ Harness, Adapter, Motor [T7]	1
	4 1034845	Strip, Pye, Hi- dns, 0.25 01.75w 05.6l	1
	5 608964	③ Boot, 90deg .27id 0.64id 1.79l, Blk	2
	6 1032496	③ Harness, Adapter, Motor, Cylrcl	1
	7 43952	③ Washer, Lock, Int, 0.31, Ss	2
	8 140027	③ Washer, Flat, 0.35b 0.75d .04, Ss	2
	9 1044386	Bracket, Mtg, Motor	1
	10 1020341	Screw, Hex, M8 X 1.25 X 20, Ss, Sems	8
	11 01685	Washer, Flat, 0.31, Ss	2
	12 1025026	Screw, Hex, M8 X 1.25 X 180, Ss	1
	13 08713	Nut, Hex, Lock, M8 X 1.25, NI, Ss	1
	14 578717	Screw, Hex, M8 X 1.25 X 50, Ss	1
	15 07786	Nut, Hex, Std, M8 X 1.25, Ss	1
	16 1033528	② Sheave, 06grv, 1.33pd 0.50b, Alm [Pj]	1
	17 222818	Screw, Set, #08- 32 X 0.25, NI	2
	18 1035888	② Belt, Drive, 6grv, 508 L X 14 W, [6pj]	1
	19 1021036	Bracket, Motor [Machined]	1
	20 41360	Bearing, Ball, 0.59b 1.26d 0.35w[2seal]	2
	21 1002077	Tube, 0.81d 0.59b 00.5l	1
	22 1021050	Shaft, Drive	1
	23 378805	Plug, Drive, Brush, Mach	1
	24 00911	Key, Sq, 0.19 X 0.19, 0.75l	1
	25 79246	Screw, Flt, M8 X 1.25 X 20, Ss 18- 8	2
	26 1035173	② Sheave, 06grv, 2.96pd 0.59b, Alm [Pj]	1
	27 00961	Key, Sq, 0.19 X 0.19, 0.50l	1
	28 1022401	Gasket, Cover, Belt	1
	29 1022807	Cover, Belt	1
▽	1057922	Door Assy, Cyl Head [7100]	1
▲	30 390996	Screw, Flt, M10 X 1.5 X 20, 10.9, NI	1
▲	31 1044145	Door, Brush	1
▲▽	222752	Plug Assy, Idler, Brush	1
▲▲	32 222184	Pin, Roll, .094 D X 0.25l, .094/.097	1
▲▲	33 222177	Shaft, Idler Plug	1
▲▲	34 1057629	Plug, Idler, Brush [Sgl Brg]	1
▲▲	35 01516	Ring, Retaining, Ext, 0.59d, Basic	1
	36 1029358	Deflector, Water, Cyl Head	2
	37 1034731	Screw, Hex, M6 X 1.00 X 16, Sems, Ss	4
	38 1024636	① Sprocket, 48t, 5p	1
	39 375195	① Sprocket, Timing, 22tooth, 0.50b, [Gt/2]	1
	40 377500	① Belt, Synchronous, 05mm 500l[05p,Plychn]	1

① Serial number (10000000- 10346424)

② Serial number (10346425-)

③ Serial number (10000000- 10415583)

④ Serial number (10415584-)

Fig. 26 - Cylindrical Scrub Head Drive Group, Left Side

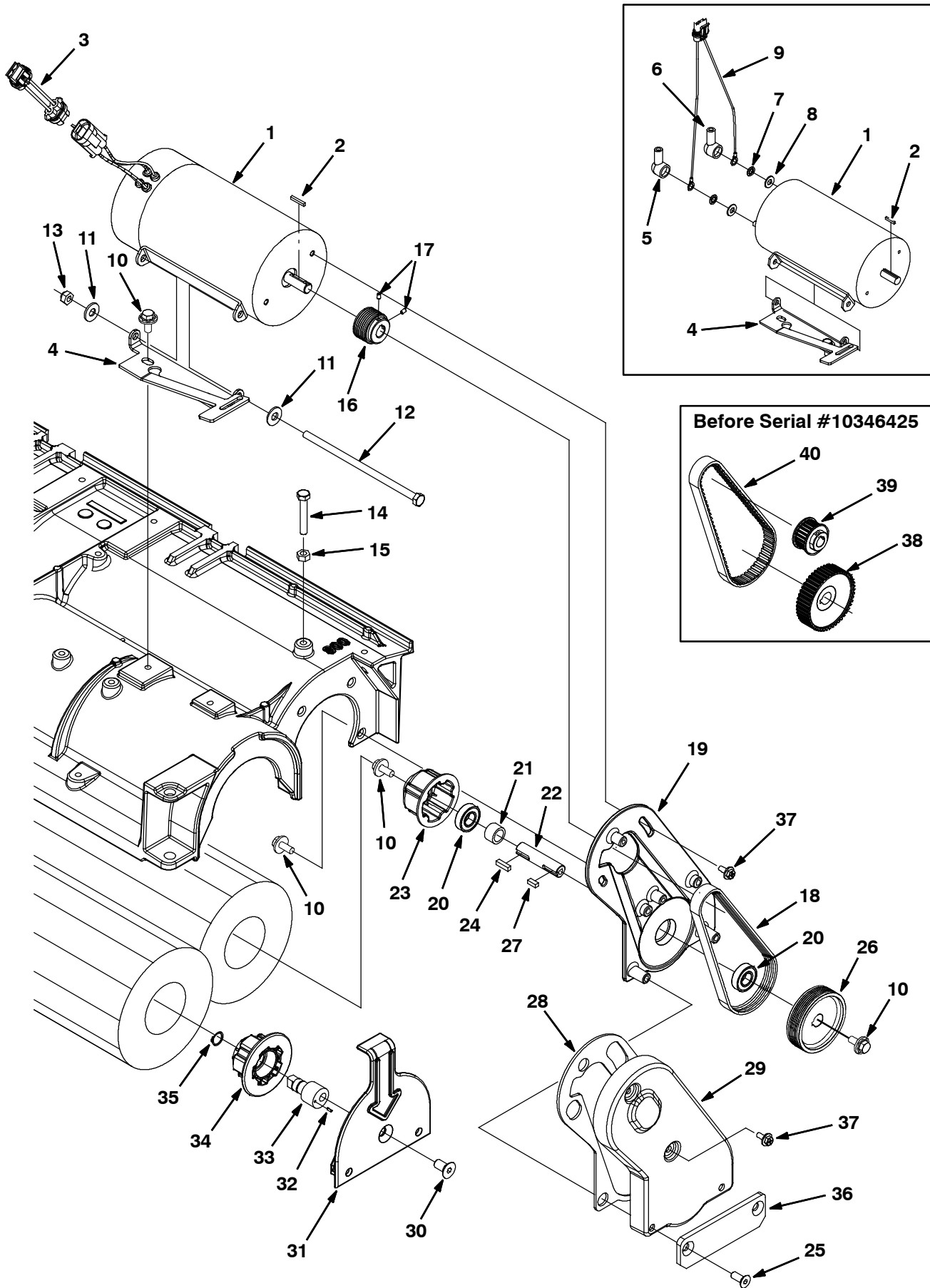


Fig. 26 - Cylindrical Scrub Head Drive Group, Left Side

Ref.	Part No.	Description	Qty.
▽	1	1042228 [4] Motor, Ele, 24vdc 1500rpm 0.75hp 23.0a	1
▲		1049739 [4] Brush Kit, Carbon, Motor, Replmt [4pcs]	1
▲	2	00954 Key, Sq, 0.12 X 0.12, 1.00l	1
▽	1	1050372 [3] Motor Kit, Cylrcl, Replmt, F/604980 [T7]	1
▲	2	00954 Key, Sq, 0.12 X 0.12, 1.00l	1
	3	1052892 [4] Harness, Adapter, Motor [T7]	1
	4	1044386 Bracket, Mtg, Motor	1
	5	608964 [3] Boot, 90deg .27id 0.64id 1.79l, Blk	1
	6	608963 [3] Boot, 90deg .27id 0.64id 1.79l, Red	1
	7	140027 [3] Washer, Flat, 0.35b 0.75d .04, Ss	2
	8	43952 [3] Washer, Lock, Int, 0.31, Ss	2
	9	1032496 [3] Harness, Adapter, Motor, Cylrcl	1
	10	1020341 Screw, Hex, M8 X 1.25 X 20, Ss, Sems	8
	11	01685 Washer, Flat, 0.31, Ss	2
	12	1025026 Screw, Hex, M8 X 1.25 X 180, Ss	1
	13	08713 Nut, Hex, Lock, M8 X 1.25, NI, Ss	1
	14	578717 Screw, Hex, M8 X 1.25 X 50, Ss	1
	15	07786 Nut, Hex, Std, M8 X 1.25, Ss	1
	16	1033528 [2] Sheave, 06grv, 1.33pd 0.50b, Alm [Pj]	1
	17	222818 Screw, Set, #08- 32 X 0.25, NI	2
	18	1035888 [2] Belt, Drive, 6grv, 508 L X 14 W, [6pj]	1
	19	1021036 Bracket, Motor [Machined]	1
	20	41360 Bearing, Ball, 0.59b 1.26d 0.35w[2seal]	2
	21	1002077 Tube, 0.81d 0.59b 00.5l	1
	22	1021050 Shaft, Drive	1
	23	378805 Plug, Drive, Brush, Mach	1
	24	00911 Key, Sq, 0.19 X 0.19, 0.75l	1
	25	79246 Screw, Flt, M8 X 1.25 X 20, Ss 18- 8	2
	26	1035173 [2] Sheave, 06grv, 2.96pd 0.59b, Alm [Pj]	1
	27	00961 Key, Sq, 0.19 X 0.19, 0.50l	1
	28	1022401 Gasket, Cover, Belt	1
	29	1022807 Cover, Belt	1
▽		1057922 Door Assy, Cyl Head [7100]	1
	30	390996 Screw, Flt, M10 X 1.5 X 20, 10.9, NI	1
	31	1044145 Door, Brush	1
▲▽		222752 Plug Assy, Idler, Brush	1
	32	222184 Pin, Roll, .094 D X 0.25l, .094/.097	1
	33	222177 Shaft, Idler Plug	1
	34	1057629 Plug, Idler, Brush [Sgl Brg]	1
	35	01516 Ring, Retaining, Ext, 0.59d, Basic	1
	36	1034845 Strip, Pye, Hi- dns, 0.25 01.75w 05.6l	1
	37	1034731 Screw, Hex, M6 X 1.00 X 16, Sems, Ss	4
	38	1024636 [1] Sprocket, 48t, 5p	1
	39	375195 [1] Sprocket, Timing, 22tooth, 0.50b, [Gt/2]	1
	40	377500 [1] Belt, Synchronous, 05mm 500l[05p,Plychn]	1

[1] Serial number (10000000- 10346424)

[2] Serial number (10346425-)

[3] Serial number (10000000- 10415583)

[4] Serial number (10415584-)

Fig. 27 - Cylindrical Scrub Head Squeegee Group

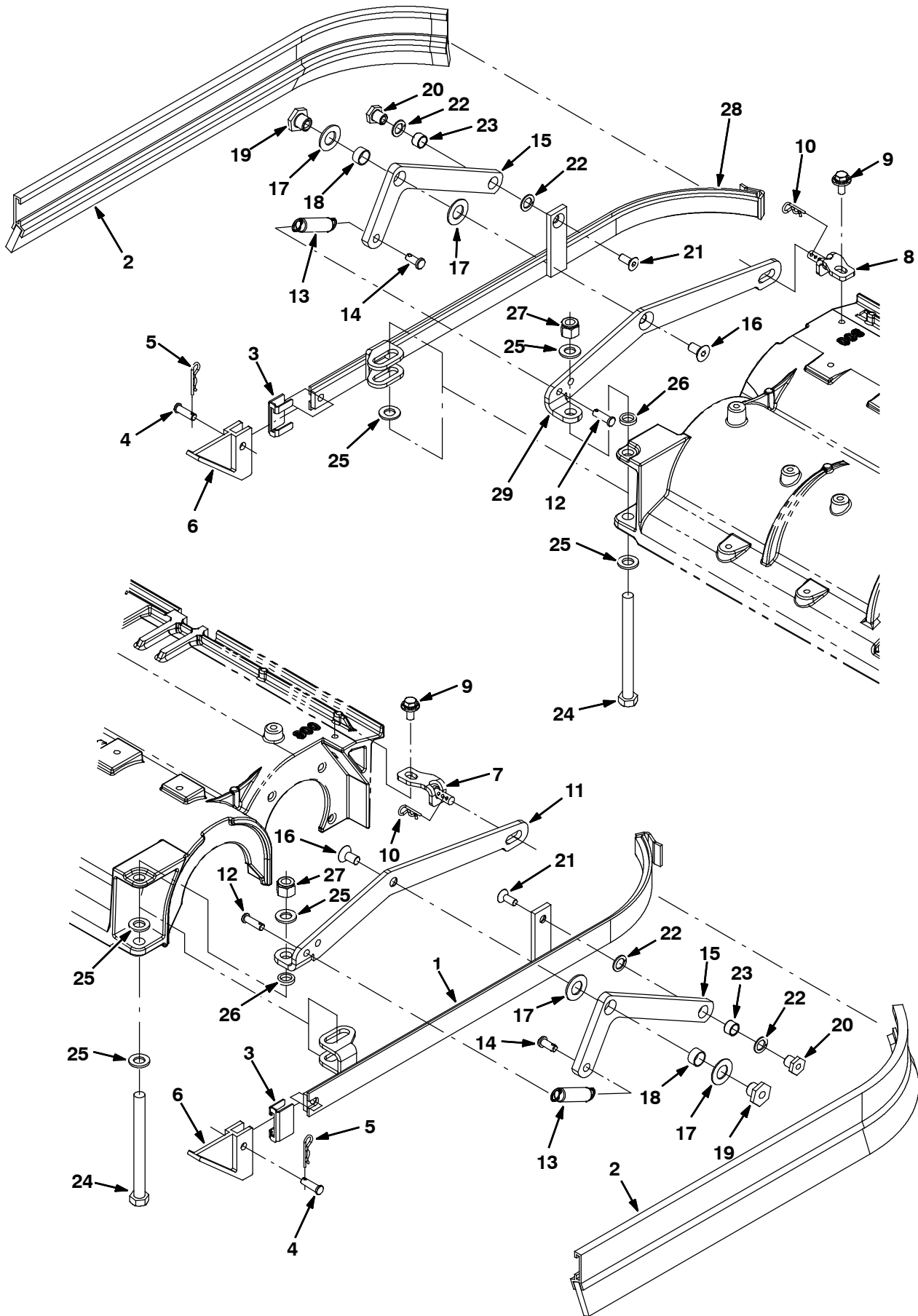


Fig. 27 - Cylindrical Scrub Head Squeegee Group

Ref.	Part No.	Description	Qty.
1	391328	Frame Wldt, Sqge, Side, Lh	1
2	391334	Squeegee Assy, Side [Linatex] (Standard)	2
2	1058728	Squeegee Assy, Cylrcl, Ure [T7/Ssr] (Optional)	2
2	1058715	Squeegee Assy, Cylrcl, Gum [T7/Ssr] (Optional)	2
3	86759	Retainer, Sqge	2
4	69582	Pin, Clevis, 0.31d X 1.00l	2
5	44906	Pin, Cotter, Hair, 0.69d .092 Wir	2
6	1074203	Guide, Sqge, Side, Yellow	2
7	1029380	Angle Wldt, Stop, Lh	1
8	1029368	Angle Wldt, Stop, Rh	1
9	1020341	Screw, Hex, M8 X 1.25 X 20, Ss, Sems	2
10	44906	Pin, Cotter, Hair, 0.69d .092 Wir	2
11	1030365	Arm, Mtg, Link, Lh Sqge, Cylrcl Head	1
12	69582	Pin, Clevis, 0.31d X 1.00l	2
13	15047	Spring, Extn, 0.62od X 0.08wir, 3.0l	2
14	39019	Pin, Clevis, 0.37d X 0.75l	2
15	25709	Bellcrank, Lift, Sqge	2
16	380587	Screw, Flt, M10 X 1.5 X 20, Ss, 18- 8	2
17	64425	Washer, Thrust, 0.61b 1.25d .06, Fgl	4
18	71607	Bushing, Sleeve, 0.63b 0.72d 0.38l	2
19	391345	Nut, T, M10 X 1.50 X 0.62od X 0.5l	2
20	391346	Nut, T, M8 X 1.25 X 0.50od X 0.5l	2
21	79246	Screw, Flt, M8 X 1.25 X 20, Ss 18- 8	2
22	86860	Bearing, Thrust, 0.50b 0.87d 0.06w	4
23	64173	Bushing, Sleeve, 0.50b 0.59d 0.38l, Stl	2
24	45280	Screw, Hex, .50- 13 X 5.50, G5	2
25	33925	Washer, Flat, M12, Ss	6
26	1031077	Bushing, Sleeve, 0.51b 0.75d 0.16l	2
27	02931	Nut, Hex, Lock, .50- 13, NI, Ss	2
28	391327	Frame Wldt, Sqge, Side, Rh	1
29	1030026	Arm, Mtg, Link, Rh Sqge, Cylrcl Head	1

Fig. 28 - Recovery Tank Group

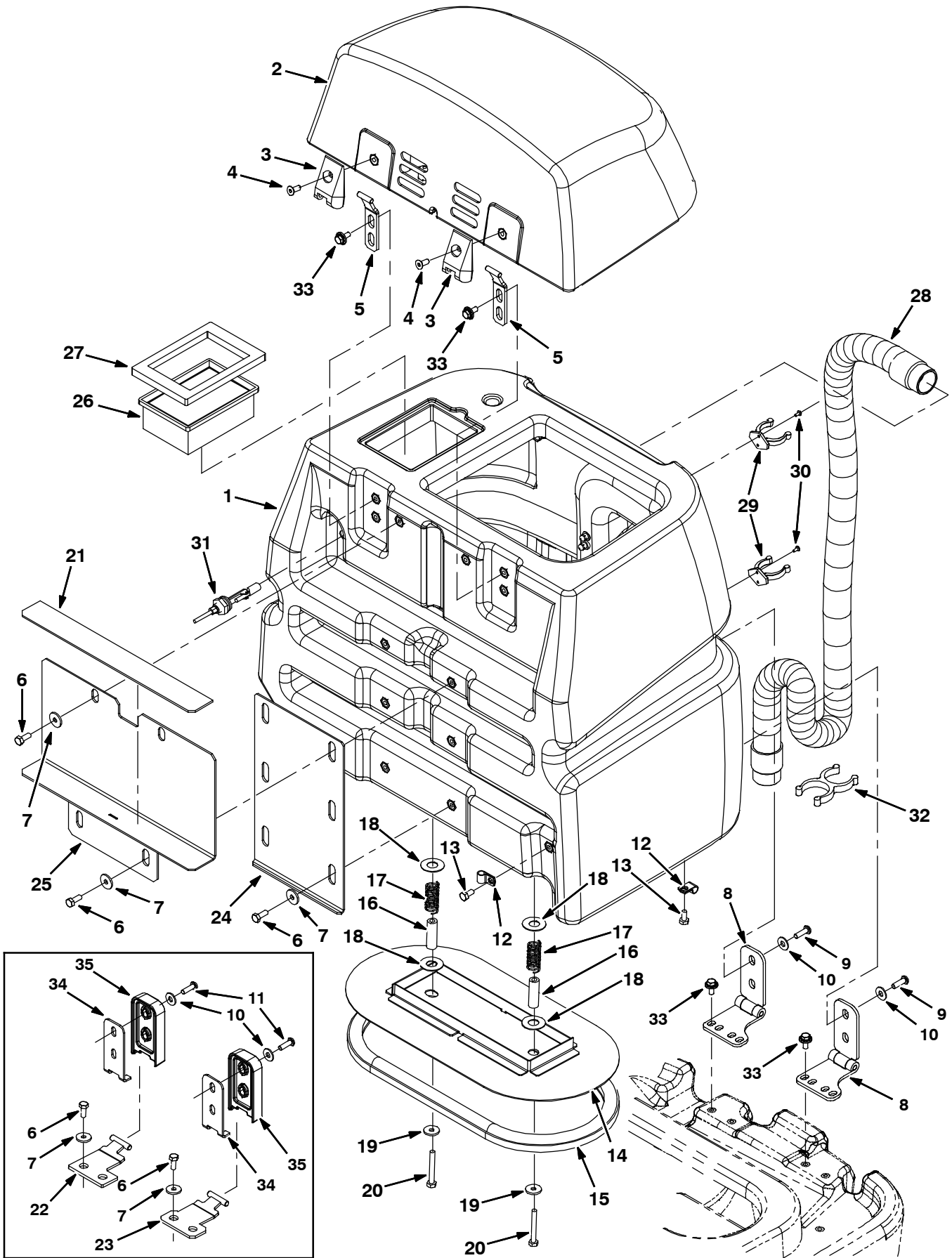


Fig. 28 - Recovery Tank Group

Ref.	Part No.	Description	Qty.
1	1018036	Tank, Recvy, W/Label [Ssr]	1
1	1018037	Tank, Recvy. W/Label [Ssr FaST]	1
1	9006190	Tank, Recvy, Spruce, Replmt [Ssr Ec- H2o]	1
2	9002007	Cover, Tank, Recvy, Afmkt, Spruce[Ssr]	1
3	222529	Hinge, Leaf	2
4	222463	Screw, Flt, M8 X 1.25 X 20, Blk	2
5	1012055	Hinge Wldt, Cover	2
6	09740	Screw, Hex, M8 X 1.25 X 20, Ss	8
7	1017218	Washer, Flat, 0.321b 1.00d .12, Ss	8
8	1018304	② Hinge, 10mm Pin, Crs, Blk [T7]	2
9	393135	② Screw, Btn, M8 X 1.25 X 20, Blk	4
10	1016435	Washer, Flat, 0.52b 0.75d .06, Stl, Blk	4
11	1016430	① Screw, Btn, M8 X 1.25 X 25, 10.9, Blk	4
12	82829	Clamp, Cable, Stl, 0.63d X 0.75w, 1hole	2
13	15675	Screw, Hex, M8 X 1.25 X 16, Ss	2
14	1016855	Plate Wldt, Seal, Tank	1
15	1020301	Seal, Afmkt, Bulb, Clsd Cell, Adh, 08ft	1
16	1016871	Spacer, Seal, Tank	2
17	397255	Spring, Cmpr, 0.85od .08wir 2.0l	2
18	605385	Washer, Flat, 0.69b 1.50d .05, Ss	4
19	1017218	Washer, Flat, 0.321b 1.00d .12, Ss	2
20	77270	Screw, Hex, M8 X 1.25 X 60, Ss	2
21	1017705	Pad, Rbr	1
22	1011752	① Hinge Wldt, Tank	1
23	1011753	① Hinge Wldt, Tank	1
24	1017670	Angle, Sppt, Tank	1
25	1017607	Bracket Wldt, Tank, Sppt	1
26	1037821	Filter, Panl, Dust, 2.3 X 4.5 X 6.4	1
27	1016392	Gasket, Fltr, Tank	1
28	1014026	Hose, Vacuum, 1.50id X 057.1l, 2cuff, Blk	1
29	1001992	Clip, Hose, Gripper, 1.75id, Blk Ny	2
30	607006	Screw, Trs, M4 X 0.70 X 12, Phl, Pl	4
31	385685	Sensor, Level, Liquid, 14vdc 01a .62- 11	1
32	1014079	Clip, Grip, Hose, 1.50id, Dbl, Blk Pyp	1
33	1020341	Screw, Hex, M8 X 1.25 X 20, Ss, Sems	8
34	1017590	① Plate, Hinge	2
35	1011536	① Hinge, Tank	2

① Serial number (10000000- 10346363)

② Serial number (10346364-)

Fig. 29 - Vacuum Fan Group

(S/N 1000000 - 11037131)

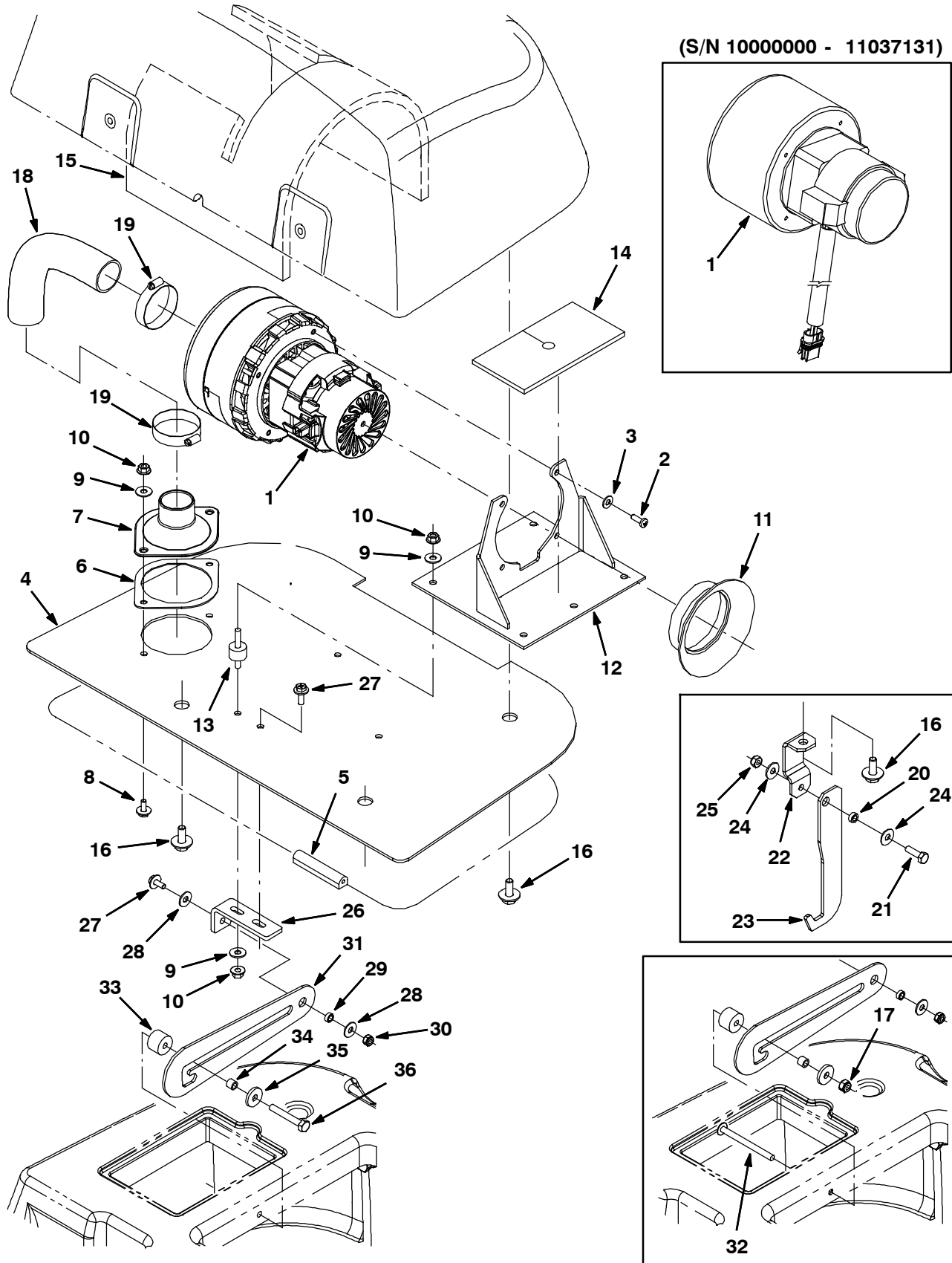


Fig. 29 - Vacuum Fan Group

Ref.	Part No.	Description	Qty.
1	1255137	⑥ Fan, Vacuum, 5.7d, 024vdc, 3 Stage [Bpp] (See Breakdown)	1
1	1039763	⑤ Fan, Vacuum, 5.7d, 024vdc, 3 Stage [Bpp] (See Breakdown) (Replaced By 1255137)	1
1	1256475	⑥ Fan, Vacuum, 5.7d, 024vdc, 3 Stage [Bpp] (Australia) (See Breakdown)	1
1	1021064	⑤ Fan, Vacuum, 5.7d, 024vdc, 3 Stage [Bpp] (Australia) (See Breakdown) (Replaced By 1256475)	1
2	1015506	Screw, Pan, M5 X 16, F/ Plstc	4
3	19066	Washer, Flat, #10	4
4	1011127	Plate, Mtg, Fan	1
5	1013611	Seal, Cover, Recvy	1
6	1014858	Gasket, Adapter	1
7	1014711	Adaptor, Hose	1
8	1034731	Screw, Hex, M6 X 1.00 X 16, Ss, Sems	2
9	01684	Washer, Flat, 0.25 Ss	9
10	07790	Nut, Hex, Flng, M6 X 1.00	9
11	1011140	Seal, Fan	1
12	1011103	Bracket Wldt, Mtg, Fan	1
13	1011093	Isolator, Vib, .75d, M6 Stud Both Ends	3
▽	9003365	Insulation Kit, Acstc, Vacfan	1
▲	14 1028514	Insulation, Acstc, Vacfan	1
▲	15 1028515	Insulation, Acstc, Hsng, Vacfan	1
16	1020341	Screw, Hex, M8 X 1.25 X 20, Ss, Sems	4
17	41169	③ Nut, Hex, Lock, .25- 20, NI, Ss	1
18	1011159	Hose, Vacuum, 1.5d X 8.3l, Clr, Blk Wire	1
19	79381	Clamp, Hose, Wormdrive, 1.25- 2.00d, .50w	2
20	80491	① Sleeve, P/M, 0.375d 0.250b 0.16l 430ss	1
21	08716	① Screw, Hex, M6 X 1.0 X 20, Ss	1
22	1015803	① Bracket, Mtg, Stop	1
23	1015808	① Plate, Mtg, Tank	1
24	01684	① Washer, Flat, 0.25, Ss	2
25	08712	① Nut, Hex, Lock, M6 X 1.00, Ss, NI	1
26	1026322	② Bracket, Mtg, Stop	1
27	1034731	② Screw, Hex, M6 X 1.00 X 16, Ss, Sems	2
28	01684	② Washer, Flat, 0.25, Ss	2
29	80491	② Sleeve, P/M, 0.25b 0.38d 0.2l [430ss]	1
30	08712	② Nut, Hex, Lock, M6 X 1.00, Ss, NI	1
31	1026270	② Bracket, Arm, Prop	1
32	1026986	③ Screw, Trs, .25- 20 X 3.00, Phl, Ss	1
33	578579	② Spacer, 0.25b 0.88d 0.50l	1
34	140154	② Sleeve, P/M, 0.25b 0.38d 0.3l, PI	1
35	140053	② Washer, Flat, 0.28b 0.88d .12, Ss	1
36	06946	④ Screw, Hex, M6 X 1.00 X 35, 8.8	1

① Serial number (10000000- 10261378)

② Serial number (10261379-)

③ Serial number (10261379- 10764500)

④ Serial number (10764501-)

⑤ Serial number (10000000- 11037131)

⑥ Serial number (11037132-)

Fig. 30 - Solution Tank Group, Disk Scrub Head

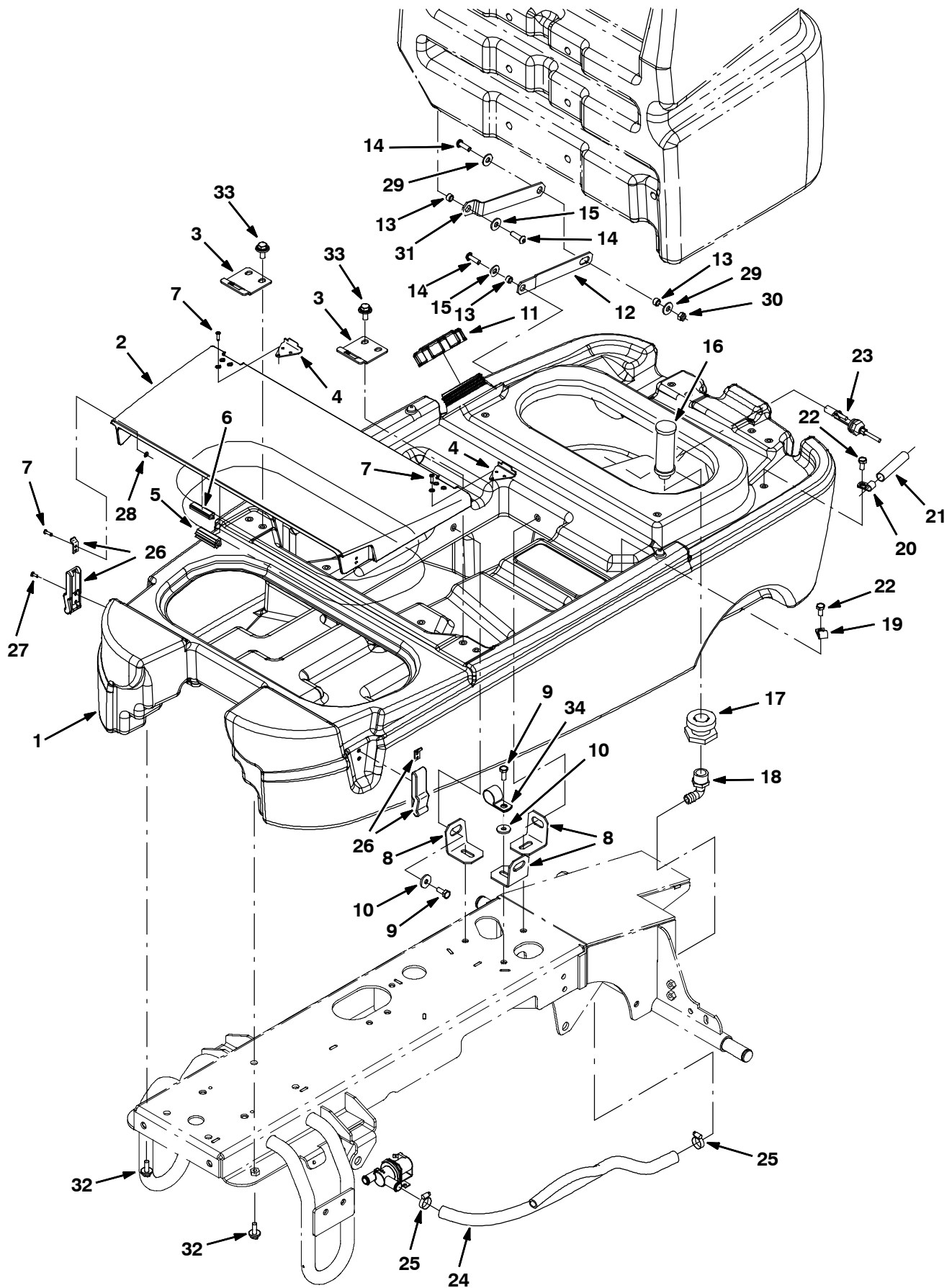


Fig. 30 - Solution Tank Group, Disk Scrub Head

Ref.	Part No.	Description	Qty.
1	1017913	Tank, Soltn, W/Label [Nobles]	1
2	1017374	Cover, Tank, Soltn, Pyp, Blk[Ssr]	1
3	1020535	Catch, Cover [Ssr]	2
4	1020534	Plate, Cover, Tab [Ssr]	2
5	1020727	Seal, Afmkt, Bulb, Clsd Cell, Adh, 8ft	1
6	1020719	Seal, Afmkt, Bulb, Clsd Cell, Adh, 8ft	1
7	1021677	Rivet, Blind, .156DX0.55X.38D, Ss	10
8	1014072	Bracket, Mtg, Tank	3
9	09740	Screw, Hex, M8 X 1.25 X 20, Ss	6
10	1017218	Washer, Flat, 0.321b 1.00d .12, Ss	6
11	1011885	Cap, Tank	1
12	1011852	Arm, Tank, Retaining	1
13	222516	Sleeve, P/M, 0.496d 0.318b 0.31l 430ss	5
14	223470	Screw, Btn, M8 X 1.25 X 25, Ss	3
15	1016435	Washer, Flat, 0.52b 0.75d .06, Stl, Blk	2
16	398770	Strainer, Soltn, 80mesh Cyl 1.3d 3.5l	1
17	377349	Fitting, Plstc, Pf12/Pf12, Bh	1
18	73468	Fitting, Plstc, E90, Bm10/Pm12	1
19	82829	Clamp, Cable, Stl, 0.63d X 0.75w, 1hole	2
20	67767	Clamp, Cable, Stl, 0.69d X 0.62w, 1h	1
21	1019879	Conduit, Nylon, .50d 3.0l	1
22	15675	Screw, Hex, M8 X 1.25 X 16, Ss	2
23	385685	Sensor, Level, Liquid, 14vdc 01a .62- 11	1
24	1014825	Hose, Mold	1
25	54333	Clamp, Hose, Wormdrive, 0.31- 0.88d, .31w	2
26	49800	Latch, Draw, Soft, Rbr W/ Keeper	2
27	607006	Screw, Trs, M4 X 0.70 X 12, Phl, Pl	4
28	1035394	Washer, Flat, 0.17b 0.38d .04, Ss	4
29	01685	Washer, Flat, 0.31 Ss	2
30	08713	Nut, Hex, Lock, M8 X 1.25, NI, Ss	1
31	1011853	Arm, Tank, Retaining	1
32	1072628	Screw, Hex, M8 X 1.25 X 25, Ss, Sems	2
33	1020341	Screw, Hex, M8 X 1.25 X 20, Ss, Sems	4

Fig. 31 - Solution Tank Group, Cylindrical Scrub Head

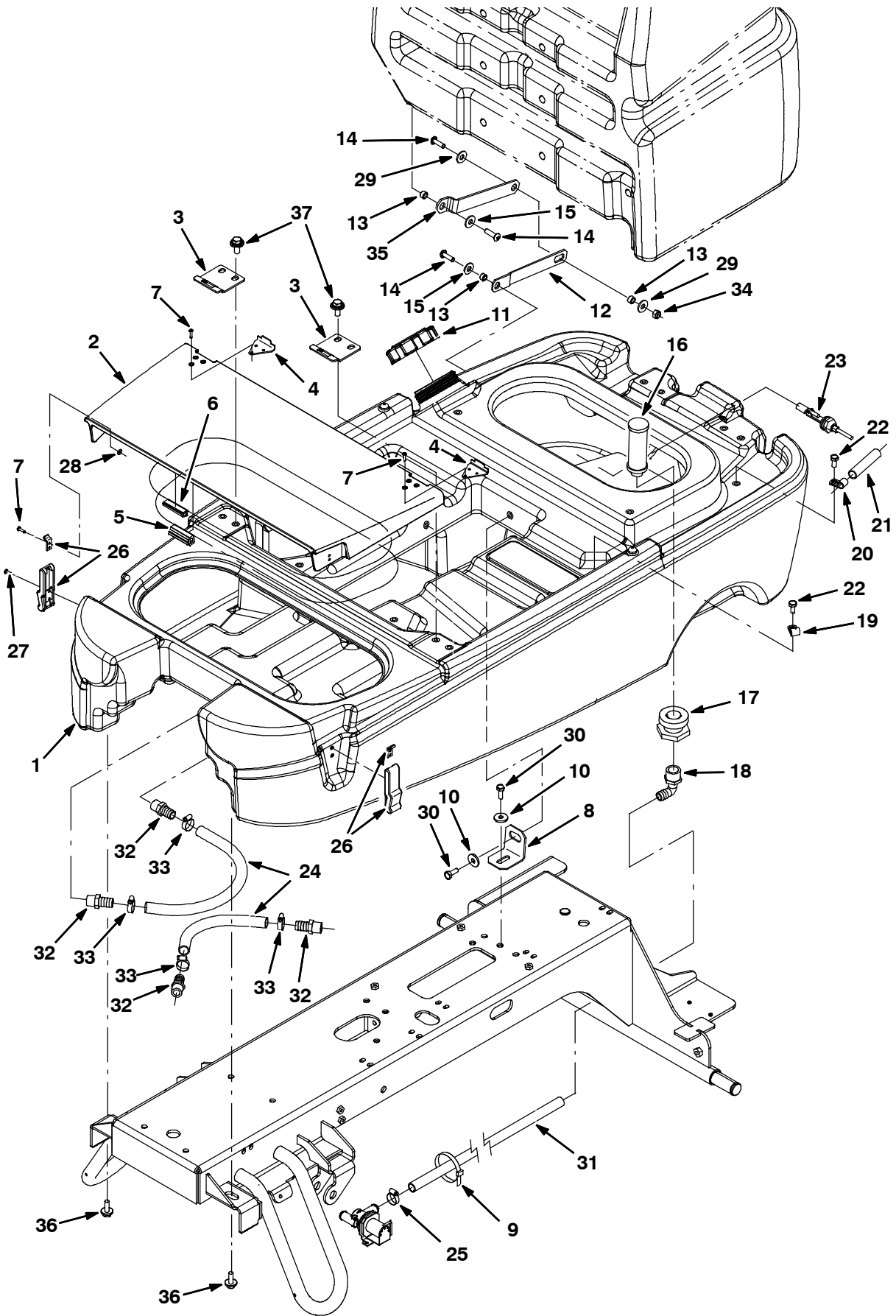


Fig. 31 - Solution Tank Group, Cylindrical Scrub Head

Ref.	Part No.	Description	Qty.
1	1034286	Tank, Soltn, W/Label [Nobles]	1
2	1017374	Cover, Tank, Soltn, Pyp, Blk[Ssr]	1
3	1020535	Catch, Cover [Ssr]	2
4	1020534	Plate, Cover, Tab [Ssr]	2
5	1020727	Seal, Afmkt, Bulb, Clsd Cell, Adh, 8ft	1
6	1020719	Seal, Afmkt, Bulb, Clsd Cell, Adh, 8ft	1
7	1021677	Rivet, Blind, .156DX0.55X.38D, Ss	10
8	1014072	Bracket, Mtg, Tank	1
9	130773	Tie, Cable, Nyl, 11.0L, .14W, 3.0 Max. D	1
10	1017218	Washer, Flat, 0.321b 1.00d .12, Ss	2
11	1011885	Cap, Tank	1
12	1011852	Arm, Tank, Retaining	1
13	222516	Sleeve, P/M, 0.496d 0.318b 0.31l 430ss	5
14	223470	Screw, Btn, M8 X 1.25 X 25, Ss	3
15	1016435	Washer, Flat, 0.52b 0.75d .06, Stl, Blk	2
16	398770	Strainer, Soltn, 80mesh Cyl 1.3d 3.5l	1
17	377349	Fitting, Plstc, Pf12/Pf12, Bh	1
18	73468	Fitting, Plstc, E90, Bm10/Pm12	1
19	82829	Clamp, Cable, Stl, 0.63d X 0.75w, 1hole	2
20	67767	Clamp, Cable, Stl, 0.69d X 0.62w, 1h	1
21	1019879	Conduit, Nylon, .50d 3.0l	1
22	15675	Screw, Hex, M8 X 1.25 X 16, Ss	2
23	385685	Sensor, Level, Liquid, 14vdc 01a .62- 11	1
24	1035355	Hose, Afmkt, Pvc, Clr, 0.62ld, 02Ft	2
25	63810	Clamp, Hose, Wormdrive, 0.56- 1.06d, .56w	1
26	49800	Latch, Draw, Soft, Rbr W/ Keeper	2
27	607006	Screw, Trs, M4 X 0.70 X 12, Phl, Pl	4
28	1035394	Washer, Flat, 0.17b 0.38d .04, Ss	4
29	01685	Washer, Flat, 0.31 Ss	2
30	09740	Screw, Hex, M8 X 1.25 X 20, Ss	2
31	1015026	Hose, Afmkt, Pvc, Brd, 0.62id, 03ft, Clr	1
32	41440	Fitting, Plstc, Str, Bm10/Pm08	4
33	54333	Clamp, Hose, Wormdrive, 0.31- 0.88D, .31W	4
34	08713	Nut, Hex, Lock, M8 X 1.25, NI, Ss	1
35	1011853	Arm, Tank, Retaining	1
36	1072628	Screw, Hex, M8 X 1.25 X 25, Ss, Sems	2
37	1020341	Screw, Hex, M8 X 1.25 X 20, Ss, Sems	4

Fig. 32 - Tanks Drain Group

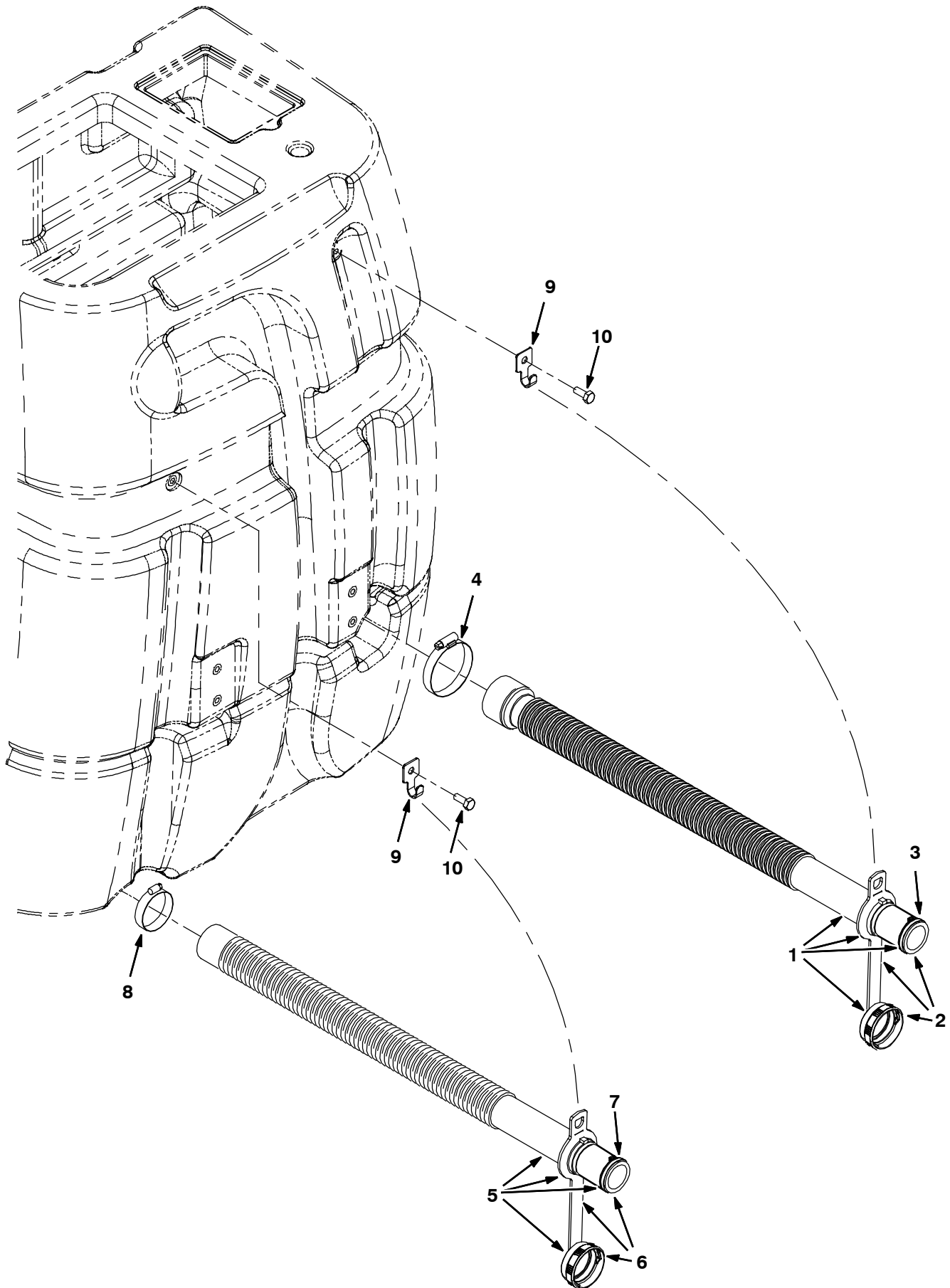


Fig. 32 - Tanks Drain Group

	Ref.	Part No.	Description	Qty.
▽	1	1014274	Hose Assy, Drain, 27.8l (Recovery Tank)	1
▲▽	2	1008639	Cap, Drain Assembly	1
▲▲	3	1008637	O Ring, 1.48" Id, 1.76" Od	1
	4	14432	Clamp, Hose, Wormdrive, 1.81- 2.75d, .56w	1
▽	5	1014268	Hose Assy, Drain, 27.0l (Solution Tank)	1
▲▽	6	1008639	Cap, Drain Assembly	1
▲▲	7	1008637	O Ring, 1.48" Id, 1.76" Od	1
	8	79381	Clamp, Hose, Wormdrive, 1.25- 2.00d, .50w	1
	9	222793	Clip, Hanger, Hose, .38d Hole, Ss	2
	10	09740	Screw, Hex, M8 X 1.25 X 20, Ss	2

Fig. 33 - Battery Group, 235Ah (S/N 10523206-)

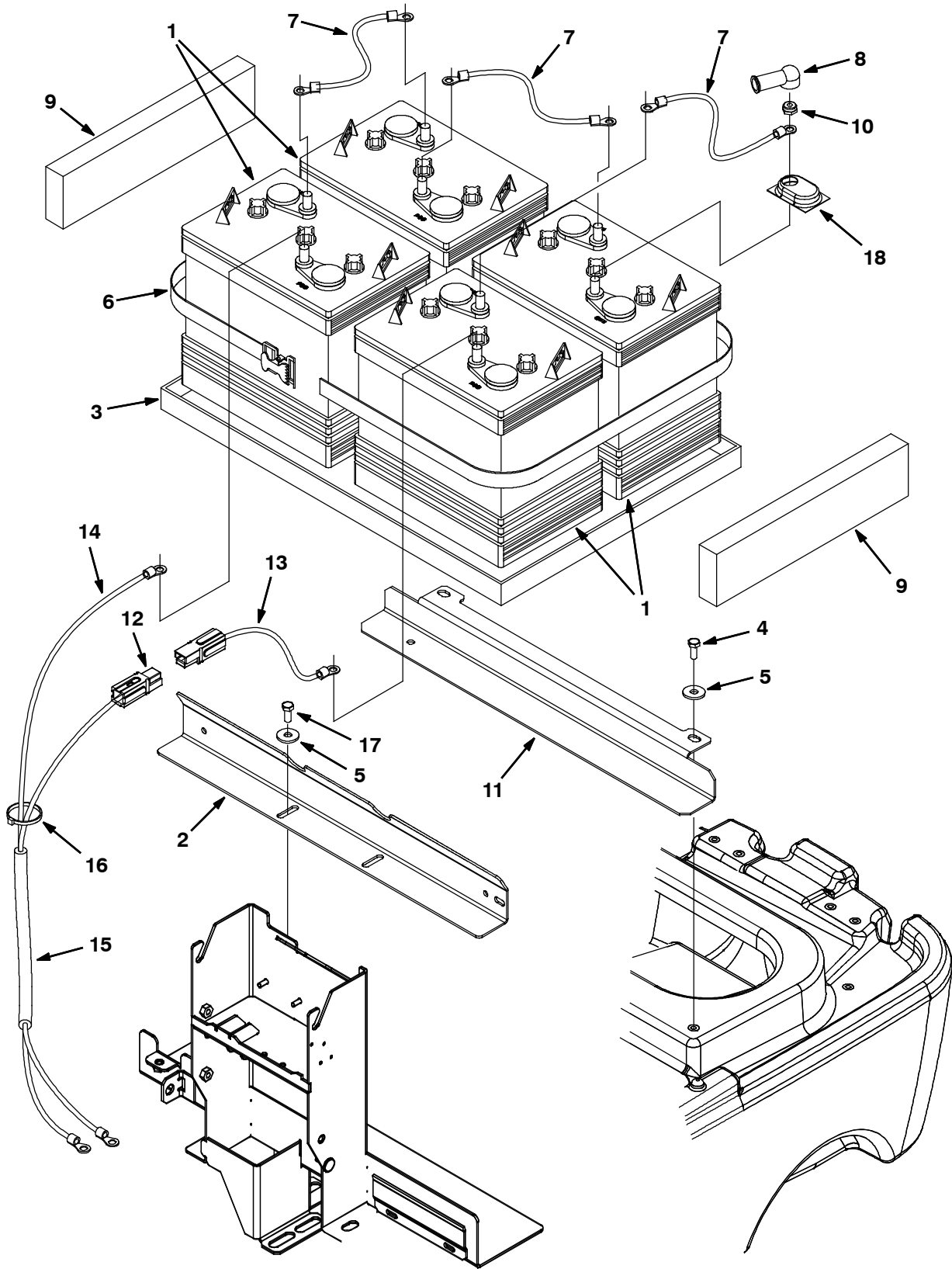


Fig. 33 - Battery Group, 235Ah (S/N 10523206-)

Ref.	Part No.	Description	Qty.	
1	222280	Battery, 06vdc, 235ah, Wet	4	
2	1042532	② Bracket, Battery [T7, 220ah Agm]	1	
3	1025155	Tray, Battery, 605x370x25	1	
4	09740	Screw, Hex, M8 X 1.25 X 20, Ss	2	
5	1017218	Washer, Flat, 0.321b 1.00d .12, Ss	4	
6	222682	Strap	1	
7	223356	Wire, 04ga 12.0l Blk .34ring /.34ring	3	
8	611221	Boot, Terminal, Battery, 25.4Mm, Blk	8	
9	630375	② Spacer, Battery, Foam, 1.25 X 3.3 X 13.7	2	
10	87435	Nut, Hex, Flexlock, .31- 18	8	
11	1010771	Angle, Sppt, Battery	1	
12	397907	Wire Assy, Cable, 4ga, Red	1	
▽	13	397908	Wire Assy, Cable, 4ga, Red	1
▲		1020446	Connector, Anderson, 1321 Series	1
▲		1020447	Terminal, Contact, Anderson, 1319g4, 4ga	1
14	223364	Wire, 04ga 16.0l Blk .34ring /.34ring	1	
15	1020105	Sleeve, Afmkt, Nyl, #13, 1ft	1	
16	49263	Tie, Cable, Nyl, 11.4l .19w 3.0 Max D	3	
17	15675	Screw, Hex, M8 X 1.25 X 16, Ss	2	
18	1041030	Cap, Battery	8	

② Serial number (10523206-)

STANDARD PARTS

Fig. 34 - Battery Group, 235Ah (S/N 1000000-10523205)

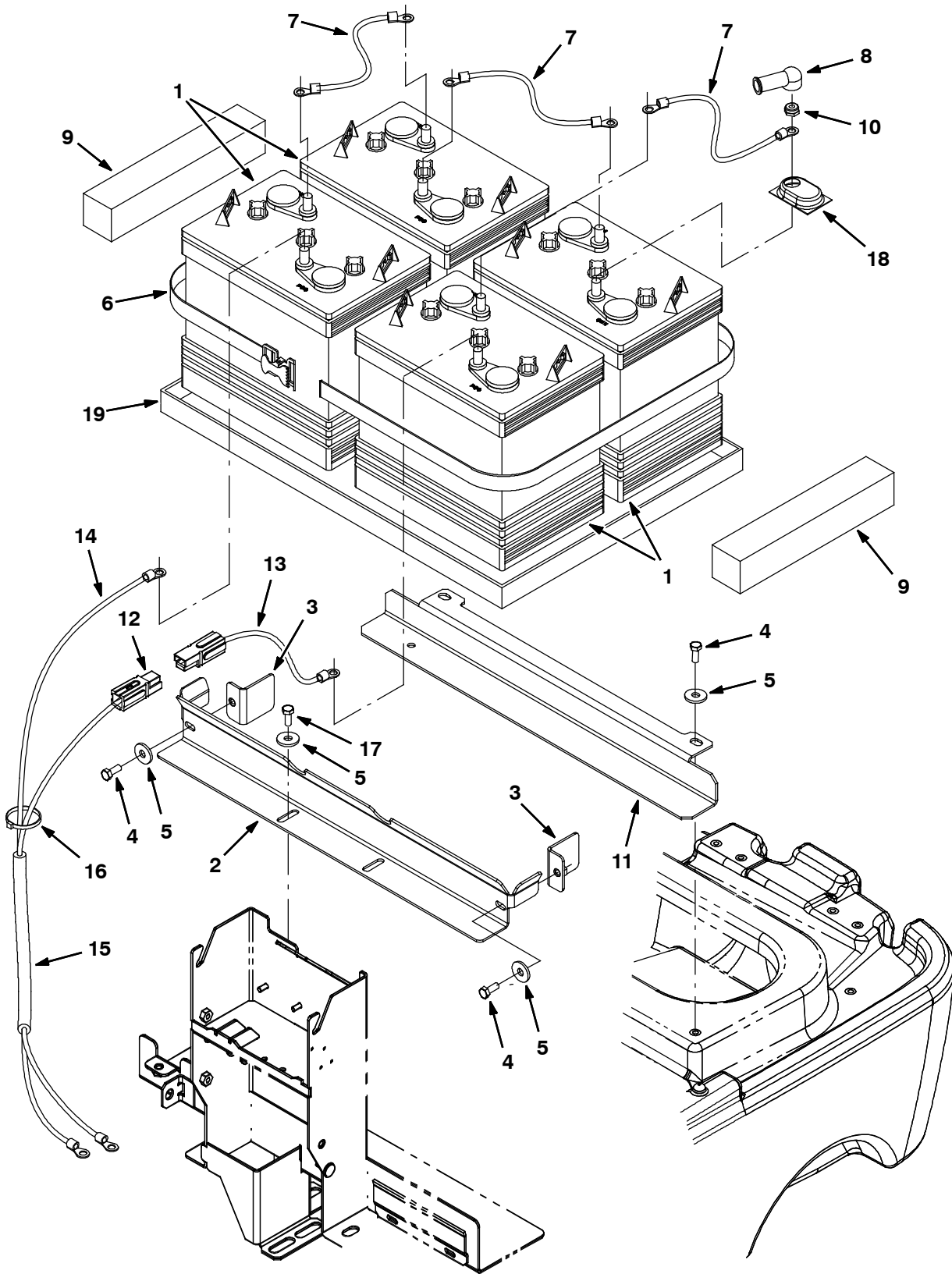


Fig. 34 - Battery Group, 235Ah (S/N 10000000- 10523205)

Ref.	Part No.	Description	Qty.	
1	222280	Battery, 06vdc, 235ah, Wet	4	
2	1015039	① Bracket, Battery (Replaced by 1042532)	1	
3	1017062	① Angle, Spacer, Battery (Replaced by 1042532)	2	
4	09740	① Screw, Hex, M8 X 1.25 X 20, Ss	4	
5	1017218	① Washer, Flat, 0.321b 1.00d .12, Ss	6	
6	222682	Strap	1	
7	223356	Wire, 04ga 12.0l Blk .34ring /.34ring	3	
8	611221	Boot, Terminal, Battery, 25.4Mm, Blk	8	
9	83415	① Spacer, Battery, 2 X 2 X 11, Foam	2	
10	87435	Nut, Hex, Flexlock, .31- 18	8	
11	1010771	Angle, Sppt, Battery	1	
12	397907	Wire Assy, Cable, 4ga, Red	1	
▽	13	397908	Wire Assy, Cable, 4ga, Red	1
▲		1020446	Connector, Anderson, 1321 Series	1
▲		1020447	Terminal, Contact, Anderson, 1319g4, 4ga	1
14	223364	Wire, 04ga 16.0l Blk .34ring /.34ring	1	
15	1020105	Sleeve, Afmkt, Nyl, #13, 1ft	1	
16	49263	Tie, Cable, Nyl, 11.4l .19w 3.0 Max D	3	
17	15675	Screw, Hex, M8 X 1.25 X 16, Ss	2	
18	1041030	Cap, Battery	8	
19	1025155	Tray, Battery, 605x370x25	1	

① Serial number (10000000- 10523205)

Fig. 35 - Rear Squeegee Lift Group, Disk Scrub Head

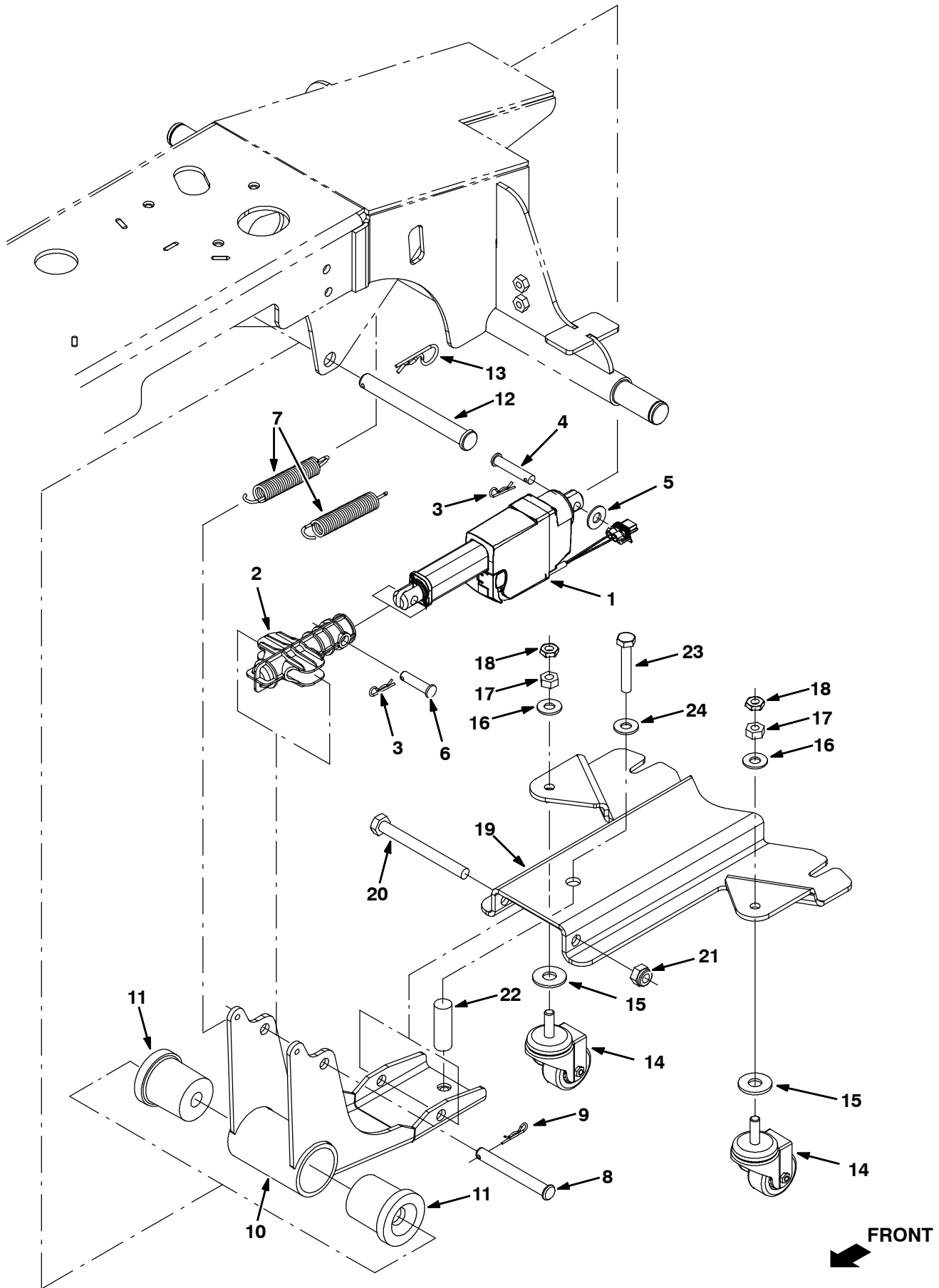


Fig. 35 - Rear Squeegee Lift Group, Disk Scrub Head

Ref.	Part No.	Description	Qty.
1	1009268	③ Actuator, 12vdc, 40mm Strk [750n] (Replaced by Kit 9010845 - Includes Actuator & Housing)	1
▽ 1	9010845	④ Actuator Kit, Replmt [T7/Ssr]	1
2	1012607	① Housing, Spring, Sqge Actuator (Replaced By 1031028)	1
▲ 2	1031028	② Housing, Sqge, Spring, Actuator	1
3	86866	Pin, Hair Cotter, 0.38 D .072 Wir	2
4	94877	Pin, Clevis, 10d X 50l	1
5	01686	Washer, Flat, 0.44b 1.00 .08, Ss	1
6	1009356	Pin, Clevis , 10mm X 40l	1
7	1016639	Spring, Extn, 0.75od X 0.11wir, 4.5l	2
8	96184	Pin, Clevis, 12d X 100l, PI	1
9	86866	Pin, Cotter, Hair, 0.38d .072 Wir	1
10	1031379	Arm Wldt, Sqge, Rear	1
11	1013515	Bushing, Flex, Ure	2
12	1010401	Pin, Clevis, 16d X 150l	1
13	02942	Pin, Hair Cotter, 0.62 D .120 Wir	1
14	1073476	Caster, Swivel, 50mmd, M10 X 30, Clr PI	2
15	41619	Washer, Flat, 0.56b 1.38d .11, Ss	2
16	01686	Washer, Flat, 0.44b 1.00 .08, Ss	2
17	07787	Nut, Hex, Std, M10 X 1.5, Ss	2
18	32716	Nut, Hex, Jam, M10 X 1.5, Ss	2
19	1018725	Channel, Arm, Lower Sqge	1
20	12138	Screw, Hex, M12 X 1.75 X 120, 8.8	1
21	09741	Nut, Hex, Lock, M12 X 1.75, NI, Ss	1
22	1020182	Spring, Cmpr, 20mm D X 44mm L	1
23	04417	Screw, Hex, M10 X 1.5 X 60, Ss	1
24	01686	Washer, Flat, 0.44b 1.00 .08, Ss	1

① Serial number (10000000- 10280388)

② Serial number (10280389-)

③ Serial number (10000000- 10627040)

④ Serial number (10627041-)

Fig. 36 - Rear Squeegee Lift Group, Cylindrical Scrub Head

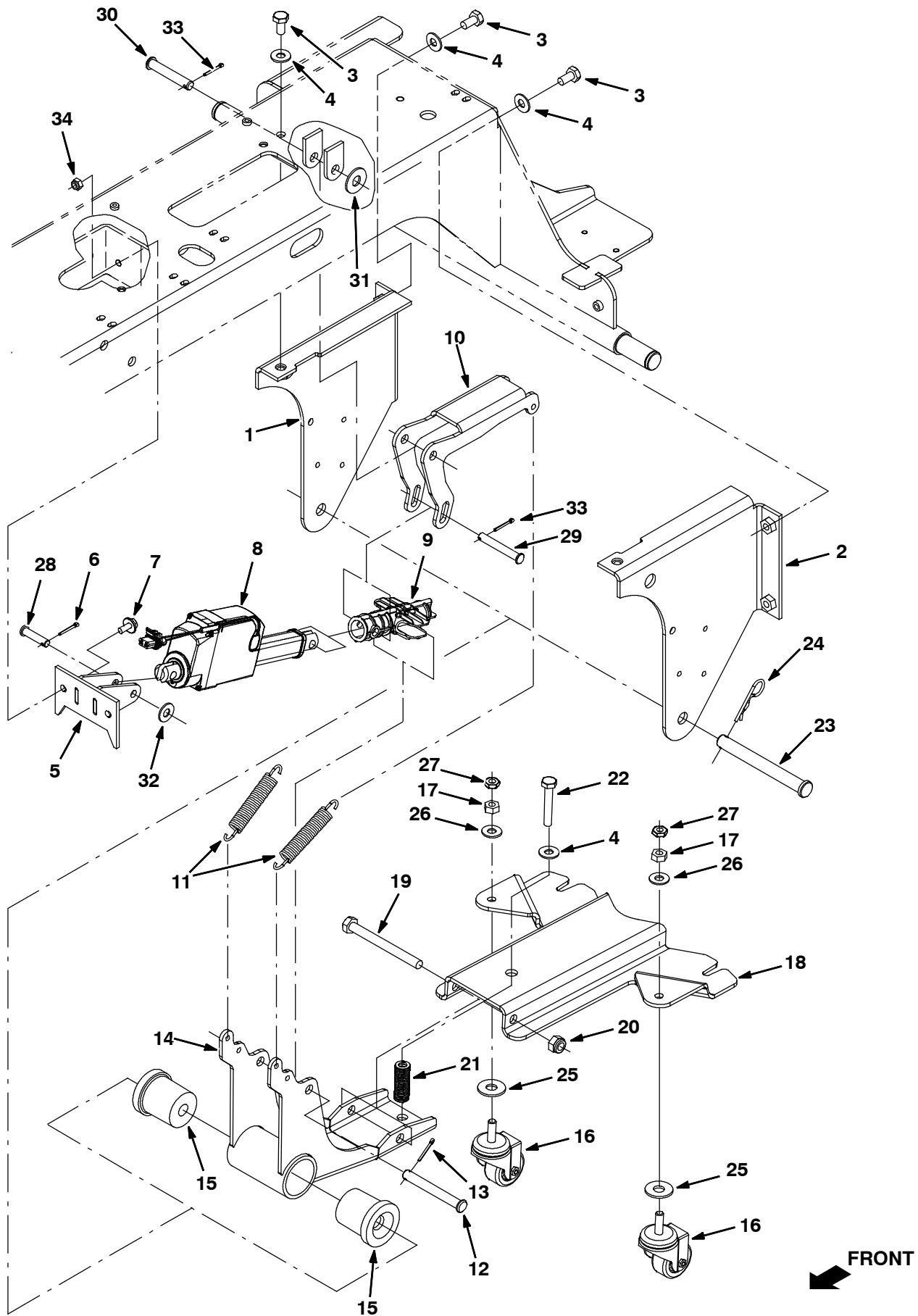


Fig. 36 - Rear Squeegee Lift Group, Cylindrical Scrub Head

Ref.	Part No.	Description	Qty.	
1	1028997	Support, Frame, Sqge	1	
2	1028998	Support, Frame, Sqge	1	
3	09291	Screw, Hex, M10 X 1.5 X 20, Ss	6	
4	01686	Washer, Flat, 0.44b 1.00d .08, Ss	7	
5	1029072	Bracket Wldt, Actuator	1	
6	86866	Pin, Cotter, Hair, 0.38d .072 Wir	1	
7	1020341	Screw, Hex, M8 X 1.25 X 20, Ss, Sems	2	
8	1009268	① Actuator, 12vdc, 40mm Strk [750n] (Replaced by Kit 9010845 - Includes Actuator & Housing)	1	
▽	8	9010845	② Actuator Kit, Replmt [T7/Ssr]	1
▲	9	1031028	Housing, Sqge, Spring, Actuator	1
10	1032539	Arm, Spring, Mtg	1	
11	1016639	Spring, Extn, 0.75od 0.11wir 04.5l	2	
12	1018483	Pin, Clevis, 12mmd X 100mml	1	
13	08182	Pin, Cotter, .125 X 1.00	1	
14	1032452	Arm Wldt, Sqge, Rear, Cylrlc	1	
15	1013515	Bushing, Flex, Ure	2	
16	1073476	Caster, Swivel, 50mmd, M10 X 30, Clr PI	2	
17	07787	Nut, Hex, Std, M10 X 1.50, Ss	2	
18	1018725	Channel, Arm, Lower Sqge	1	
19	12138	Screw, Hex, M12 X 1.75 X 120, 8.8	1	
20	09741	Nut, Hex, Lock, M12 X 1.75, NI, Ss	1	
21	1020182	Spring, Cmpr, 0.70od, 01.7l	1	
22	04417	Screw, Hex, M10 X 1.5 X 60, Ss	1	
23	1010401	Pin, Clevis, 16mmd X 150mml	1	
24	02942	Pin, Cotter, Hair, 0.62d .120 Wir	1	
25	41619	Washer, Flat, 0.56b 1.38d .11, Ss	2	
26	01686	Washer, Flat, 0.44b 1.00d .08, Ss	2	
27	32716	Nut, Hex, Jam, M10 X 1.5, Ss	2	
28	94877	Pin, Clevis, 10mmd X 050mml	1	
29	1032733	Pin, Clevis, 10mmd X 070mml, PI	1	
30	1032732	Pin, Clevis, 12mmd X 070mml, PI	1	
31	41619	Washer, Flat, 0.56b 1.38d .11, Ss	1	
32	01686	Washer, Flat, 0.44b 1.00d .08, Ss	2	
33	08182	Pin, Cotter, .125 X 1.00	2	
34	08713	Nut, Hex, Lock, M8 X 1.25, NI, Ss	2	

① Serial number (10000000- 10627040)

② Serial number (10627041-)

Fig. 37 - Rear Squeegee Group, 650 mm (26 in)

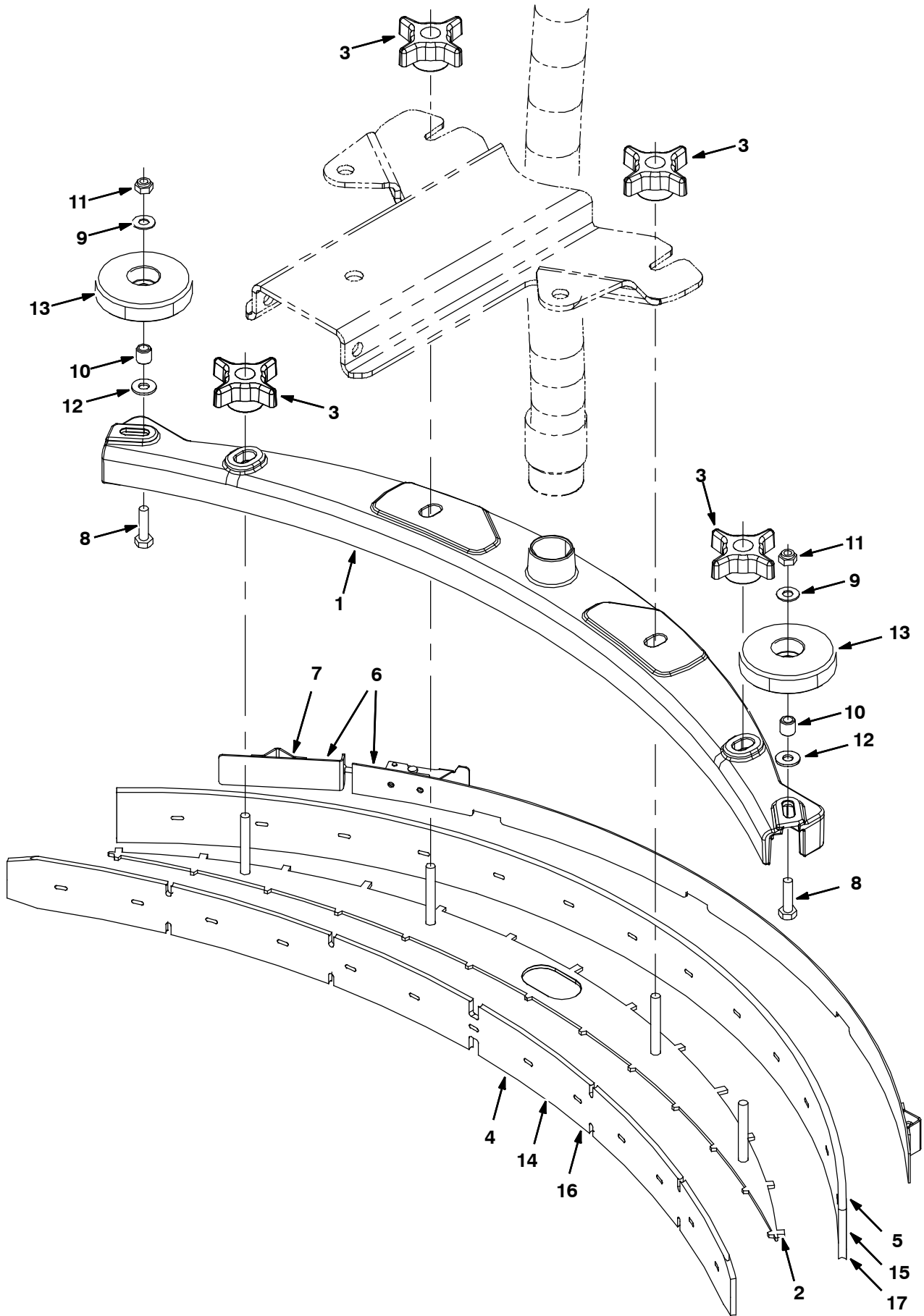


Fig. 37 - Rear Squeegee Group, 650 mm (26 in)

	Ref.	Part No.	Description	Qty.
▽		9000139	Squeegee Assy Kit, 650mm, Ci [T7/Ssr]	1
▲	1	1001468	Frame, Sqge, 700mm	1
▲	2	1012934	Plate Wldt, Sqge, Retainer, 700mm	1
▲	3	1074204	Knob,Star,2.75d 4ear 1.1l M8x1.25,Thru,Y	4
▲	4	390943	Blade, Sqge, Front, 35.00l [Linx, 700mm]	1
▲	5	390942	Blade, Sqge, Rear, 37.50l Linatex[700mm]	1
▲▽	6	1245861	Strap Assy, Squge, 700mm [T7/T7amr], Yl	1
▲▲	7	1012643	Strap Wldt, Sqge, Wedge, Ss [T3]	1
▲	8	09011	Screw, Hex, M8 X 1.25 X 30, Ss	2
▲	9	140027	Washer, Flat, 0.35b 0.75d .04, Ss	2
▲	10	222460	Sleeve, P/M, 0.496d 0.318b 0.50l 430ss	2
▲	11	08713	Nut, Hex, Lock, M8 X 1.25, Ni, Ss	2
▲	12	01685	Washer, Flat, 0.38b 0.88d .08, Ss	2
▲	13	1010560	Wheel, Bmpr, 80d X 25w, Non- Marking	2
▽		391384	Squeegee Kit, 700mm, Ure	1
▲	14	391377	Blade, Sqge, Front, 35.00l Ure [700mm]	1
▲	15	391378	Blade, Sqge, Rear, 37.50l Pyu [700mm]	1
▽		391386	Squeegee Kit, 700mm, Gum	1
▲	16	390943	Blade, Sqge, Front, 35.00l [Linx, 700mm]	1
▲	17	390936	Blade, Sqge, Rear, 37.50l Gum [700mm]	1

Fig. 38 - Rear Squeegee Group, 800 mm (32 in)

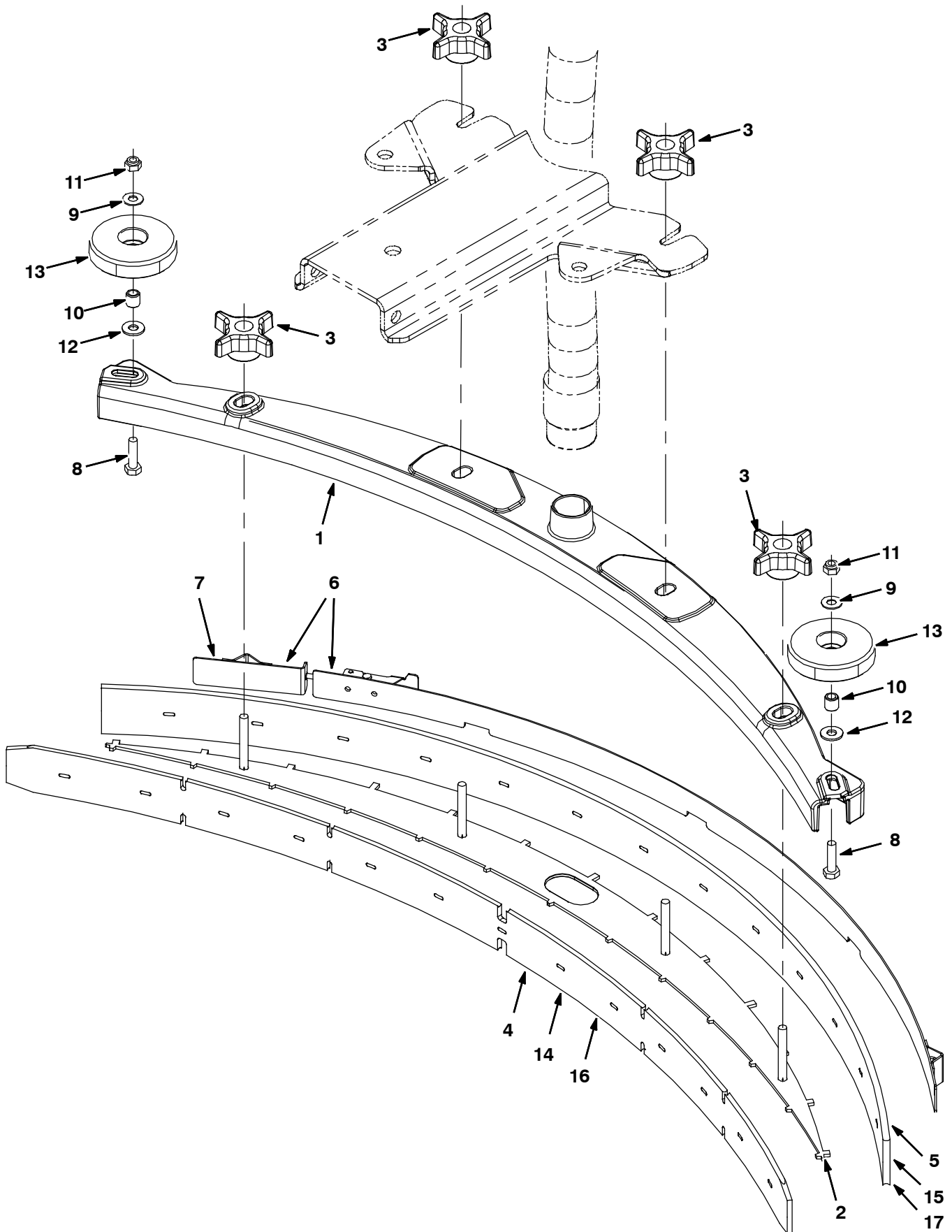


Fig. 38 - Rear Squeegee Group, 800 mm (32 in)

	Ref.	Part No.	Description	Qty.
▽		9000145	Squeegee Assy Kit, 800mm, Ci [T7/Ssr]	1
▲	1	1012964	Frame, Sqge, 800mm	1
▲	2	1013395	Plate Wldt, Sqge, Retainer, 800mm	1
▲	3	1074204	Knob,Star,2.75d 4ear 1.1l M8x1.25,Thru,Y	4
▲	4	390923	Blade, Sqge, Front, 41.50l [Linx, 800mm]	1
▲	5	390922	Blade, Sqge, Rear, 44.00l Linatex[800mm]	1
▲▽	6	1033102	Strap Assy, Sqge, 800mm	1
▲▲	7	1012643	Strap Wldt, Sqge, Wedge, Ss [T3]	1
▲	8	09011	Screw, Hex, M8 X 1.25 X 30, Ss	2
▲	9	140027	Washer, Flat, 0.35b 0.75d .04, Ss	2
▲	10	222460	Sleeve, P/M, 0.496d 0.318b 0.50l 430ss	2
▲	11	08713	Nut, Hex, Lock, M8 X 1.25, NI, Ss	2
▲	12	01685	Washer, Flat, 0.38b 0.88d .08, Ss	2
▲	13	1010560	Wheel, Bmpr, 80d X 25w, Non- Marking	2
▽		391383	Squeegee Kit, 800mm, Ure	1
▲	14	391379	Blade, Sqge, Front, 41.50l Ure [800mm]	1
▲	15	391380	Blade, Sqge, Rear, 44.0l Pyu [800mm]	1
▽		391385	Squeegee Kit, 800mm, Gum	1
▲	16	390923	Blade, Sqge, Front, 41.50l [Linx, 800mm]	1
▲	17	390934	Blade, Sqge, Rear, 44.00l Gum [800mm]	1

Fig. 39 - Circuit Board Group

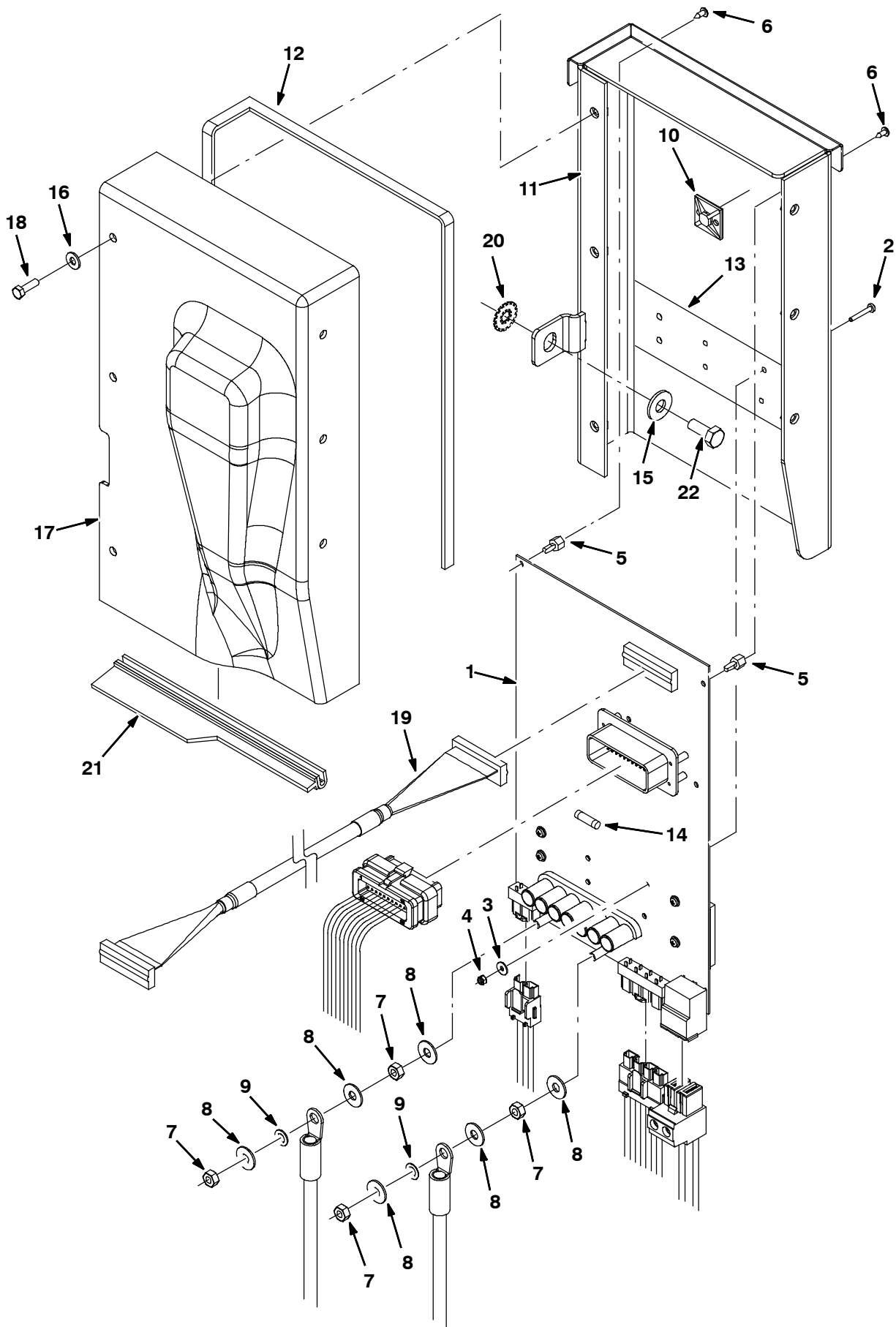


Fig. 39 - Circuit Board Group

Ref.	Part No.	Description	Qty.	
▽	1	9012711	Controller Kit, Replmt, Ci [T7 Disk]	1
▲	2	06922	Screw, Pan, M3 X 0.5 X 20, 4.8	4
▲	3	1019218	Washer, Flat, 0.14b 0.31d, Nyl	3
▲	4	579211	Nut, Hex, Lock, M3 X .5, Ss	3
▲	5	1016825	Support, Circuitboard	2
▲	6	3701.6	Screw, Pan, #06- 32 X 0.38, Phl Ss Shtmtl	2
▲	7	07785	Nut, Hex, Std, M6 X 1.0, A2, Ss	4
▲	8	1057560	Washer, Flat, M6.4b, X 16d X 1 Ss	6
▲	9	32982	Washer, Lock, Int, 0.25	2
▲	10	55248	Mount, Cable Tie	1
▲	11	1017754	Panel, Wldt, Cntrl	1
▲	12	1020284	Seal, Afmkt, Rbr, Clsd, Adh, 03ft (C410217)	1
▲	13	1016816	Pad, Thermal, Heat Sink	1
▲	14	1030692	Vr, Fuse, 15a, Replmt	1
▽	1	9012712	Controller Kit, Replmt, Ci [T7 Cyl]	1
▲	2	06922	Screw, Pan, M3 X 0.5 X 20, 4.8	4
▲	3	1019218	Washer, Flat, 0.14b 0.31d, Nyl	3
▲	4	579211	Nut, Hex, Lock, M3 X .5, Ss	3
▲	5	1016825	Support, Circuitboard	2
▲	6	3701.6	Screw, Pan, #06- 32 X 0.38, Phl Ss Shtmtl	2
▲	7	07785	Nut, Hex, Std, M6 X 1.0, A2, Ss	4
▲	8	1057560	Washer, Flat, M6.4b, X 16d X 1 Ss	6
▲	9	32982	Washer, Lock, Int, 0.25	2
▲	10	55248	Mount, Cable Tie	1
▲	11	1017754	Panel, Wldt, Cntrl	1
▲	12	1020284	Seal, Afmkt, Rbr, Clsd, Adh, 03ft (C410217)	1
▲	13	1016816	Pad, Thermal, Heat Sink	1
▲	14	1030692	Vr, Fuse, 15a, Replmt	1
▲	15	01685	Washer, Flat, 0.31 Ss	1
	16	76426	Washer, Sealing, 0.28b 0.75d Ss/Neo	6
	17	1036368	Cover, Panl, Ele, Afmkt, Na, Ce, Tj	1
	18	24199	Screw, Hex, M5 X 0.8 X 16, Ss	6
	19	1016865	Cable, Ribbon	1
	20	41141	Washer, Lock, Int- Ext, 0.31	1
	21	1019083	Seal, Cut	1
	22	09740	Screw, Hex, M8 X 1.25 X 20, Ss	1

Fig. 40 - Electrical Group

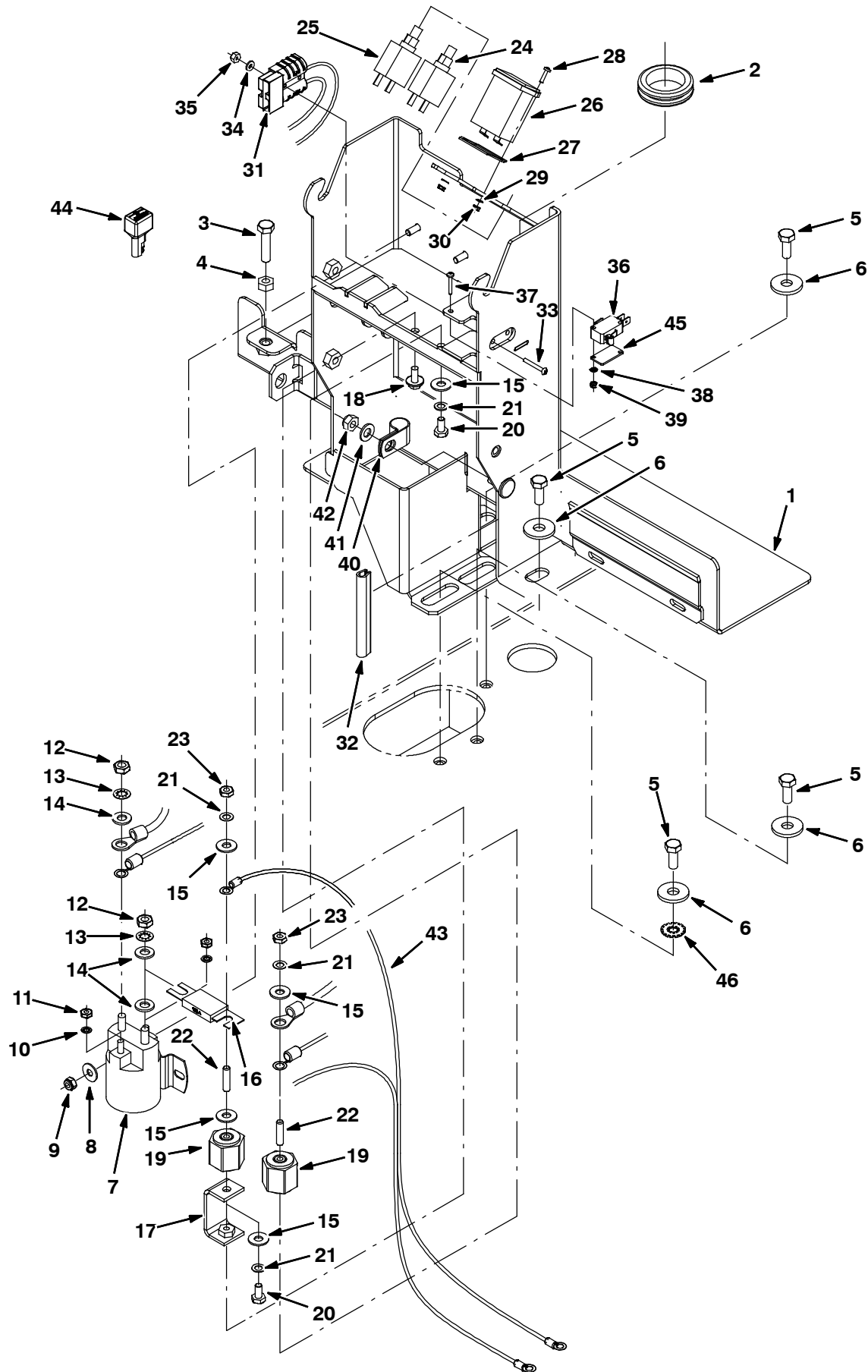


Fig. 40 - Electrical Group

Ref.	Part No.	Description	Qty.
1	1062850	Support Wldt, Actuator (For Disk Scrub Head) (Note: For machines built before S/N 10490105 also order Grommet P/N 10632- 13)	1
1	1021531	Support Wldt, Actuator (For Cylindrical Scrub Head)	1
2	10632- 13	^② Grommet, Rbr, 1.50id, F/1.8h, .19 Matl	1
2	54345	^① Grommet, Rbr, 1.62id, F/1.9h, .13 Matl	1
3	09023	Screw, Hex, M8 X 1.25 X 35, Ss, Fl	1
4	07786	Nut, Hex, Std, M8 X 1.25, Ss	1
5	09740	Screw, Hex, M8 X 1.25 X 20, Ss	5
6	1017218	Washer, Flat, 0.321b 1.00d .12, Ss	5
7	02424	Relay, 24vdc, 100a, Sp N/O [White]	1
8	01684	Washer, Flat, 0.25 Ss	2
9	08712	Nut, Hex, Lock, M6 X 1.0, Ss, NI	2
10	07514	Washer, Lock, Int, #10, Ss	2
11	01689	Nut, Hex, Std, #10- 32, Ss	2
12	20170	Nut, Hex, Jam, .31- 24	2
13	32984	Washer, Lock, Int, .31	2
14	39349	Washer, Flat, 0.31 Sae	3
15	32490	Washer, Flat, 0.25 Std	5
16	86379	Fuse, .88 X 3.2l 100a 125vac	1
17	1018546	Bracket, Stand- Off (For Disk Scrub Head)	1
18	1034731	Screw, Hex, M6 X 1.00 X 16, Ss, Sems	1
19	76062	Insulator, Panel & Switchboard	2
20	58670	Screw, Hex, .25- 20 X 0.50, NI	2
21	32982	Washer, Lock, Int, 0.25	4
22	1017807	Rod, Thrd, Full, .25- 20 01.0l	2
23	32520	Nut, Hex, Jam, .25- 20	2
24	383720	Circuitbreaker, 5.0a	1
25	383722	Circuitbreaker, 15.0a	1
26	377433	Gauge, Hourmeter, 12- 60vdc, Analog [10k]	1
27	222683	Gasket, Hourmeter	1
28	09146	Screw, Pan, M3 X 0.5 X 12, 4.8	2
29	39658	Washer, Lock, Int, #04	2
30	01754	Nut, Hex, Std, M3 X 0.5, 8	2
31	391915	Harness, Chrgr [T7] (Off- Board Charger Model w/out Telemetry)	1
32	1020168	Molding, Afrmkt, Trim, Pvc, .08- .11, 1ft	1
33	25005	Screw, Pan, #06- 32 X 1.00, 1	2
34	19064	Washer, Flat, #06 (Off- Board Charger Model w/out Telemetry)	2
35	75939	Nut, Hex, Lock, #06- 32, NI (Off- Board Charger Model w/out Telemetry)	2
36	600437	Switch, Snap Actn, 250vac 16a (Off- Board Charger Model w/out Telemetry)	1
37	06922	Screw, Pan, M3 X 0.5 X 20, 4.8	2
38	39658	Washer, Lock, Int, #04 (Off- Board Charger Model w/out Telemetry)	2
39	01754	Nut, Hex, Std, M3 X 0.5, 8 (Off- Board Charger Model w/out Telemetry)	2
40	69234	Clamp, Cable, Stl, 1.00d X 0.62w, 1h	1
41	01685	Washer, Flat, 0.31 Ss	1
42	08713	Nut, Hex, Lock, M8 X 1.25, NI, Ss	1
43	391916	Harness, Power, [T7]	1
44	222290	Diode, Ele, Plug	2
45	601359	Plate, Backing, Switch (Off- Board Charger Model w/out Telemetry)	1
46	41141	Washer, Lock, Int- Ext, 0.31	1

^① Serial number (10000000- 10490104)

^② Serial number (10490105-)

Fig. 41 - Electrical Schematic, Standard, FaST & ec-H2O Models (S/N 10740598-)

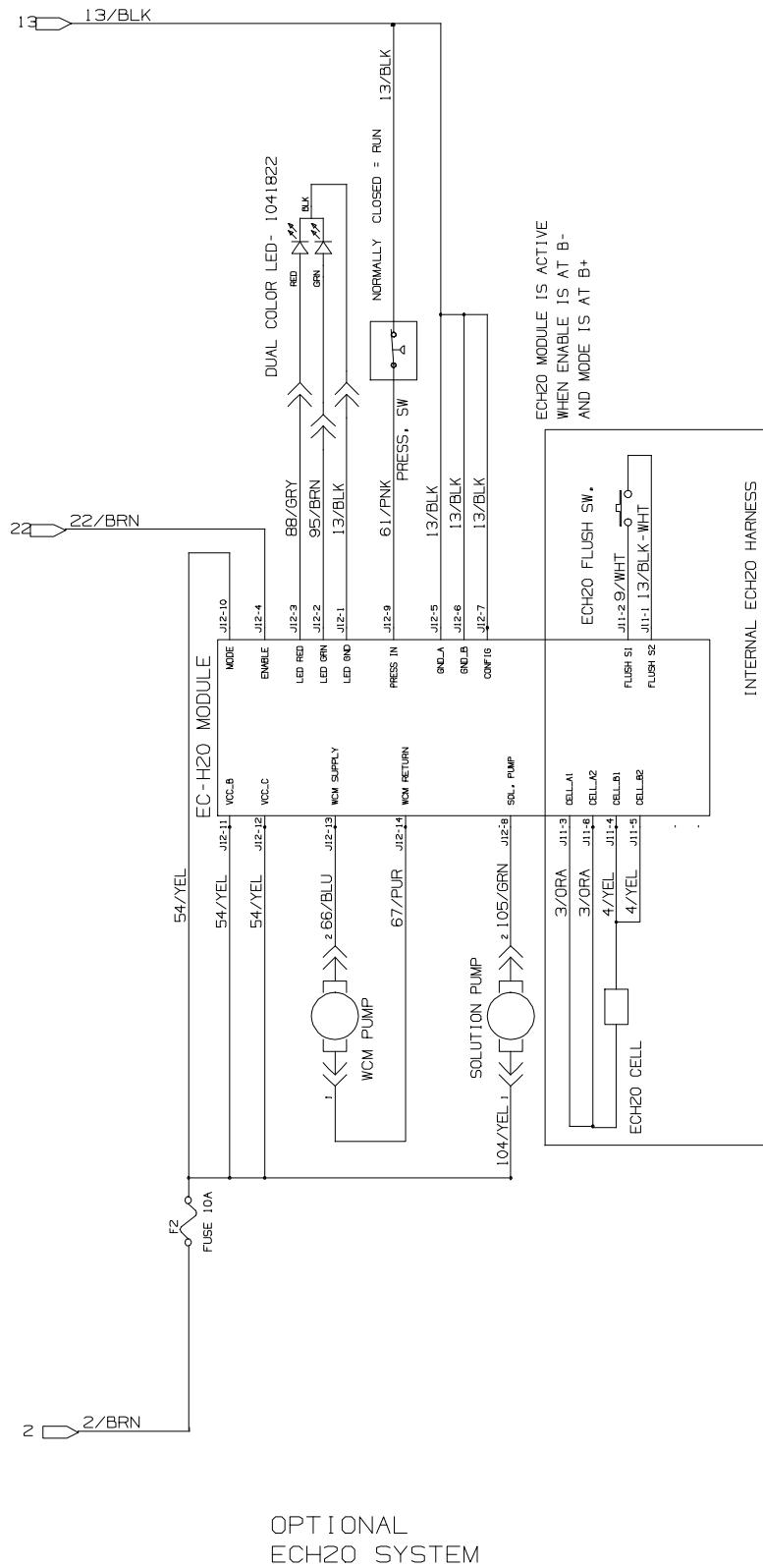
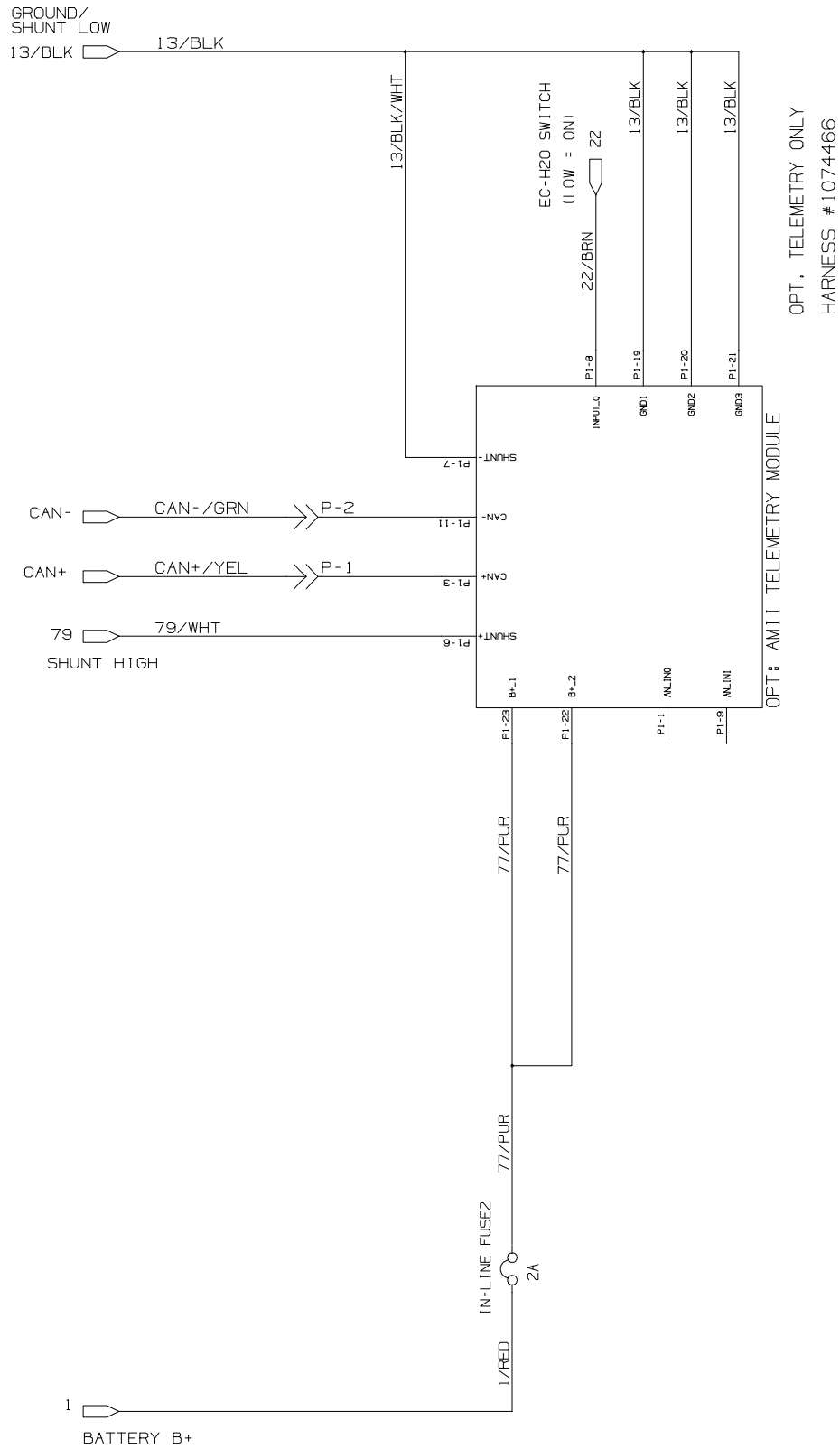


Fig. 41 - Electrical Schematic, Standard, FaST & ec-H2O Models (S/N 10740598-)



OPTIONAL ::
TELEMETRY ONLY

Fig. 42 - Electrical Schematic, Standard & FaST Model (S/N 10426043-10740597)

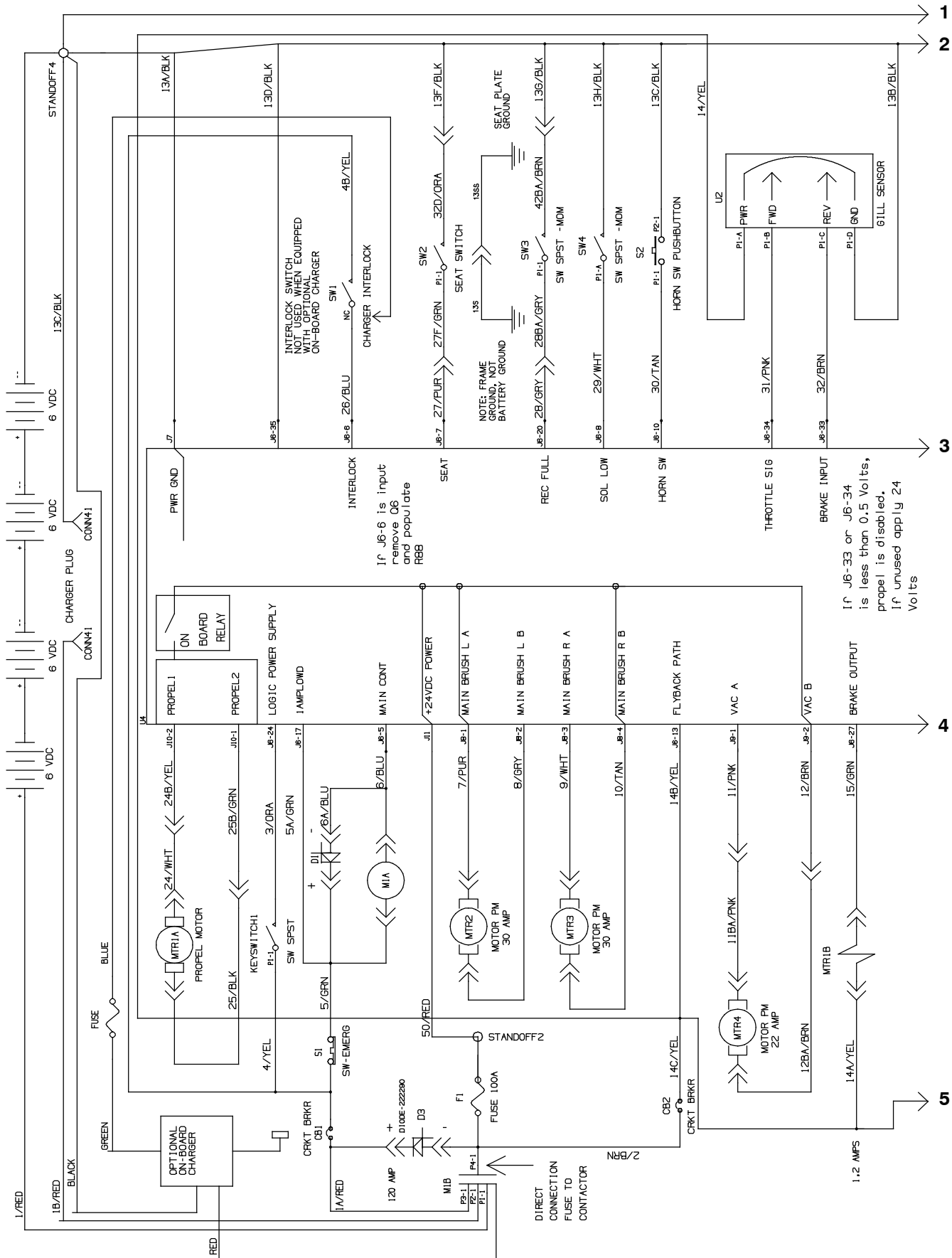
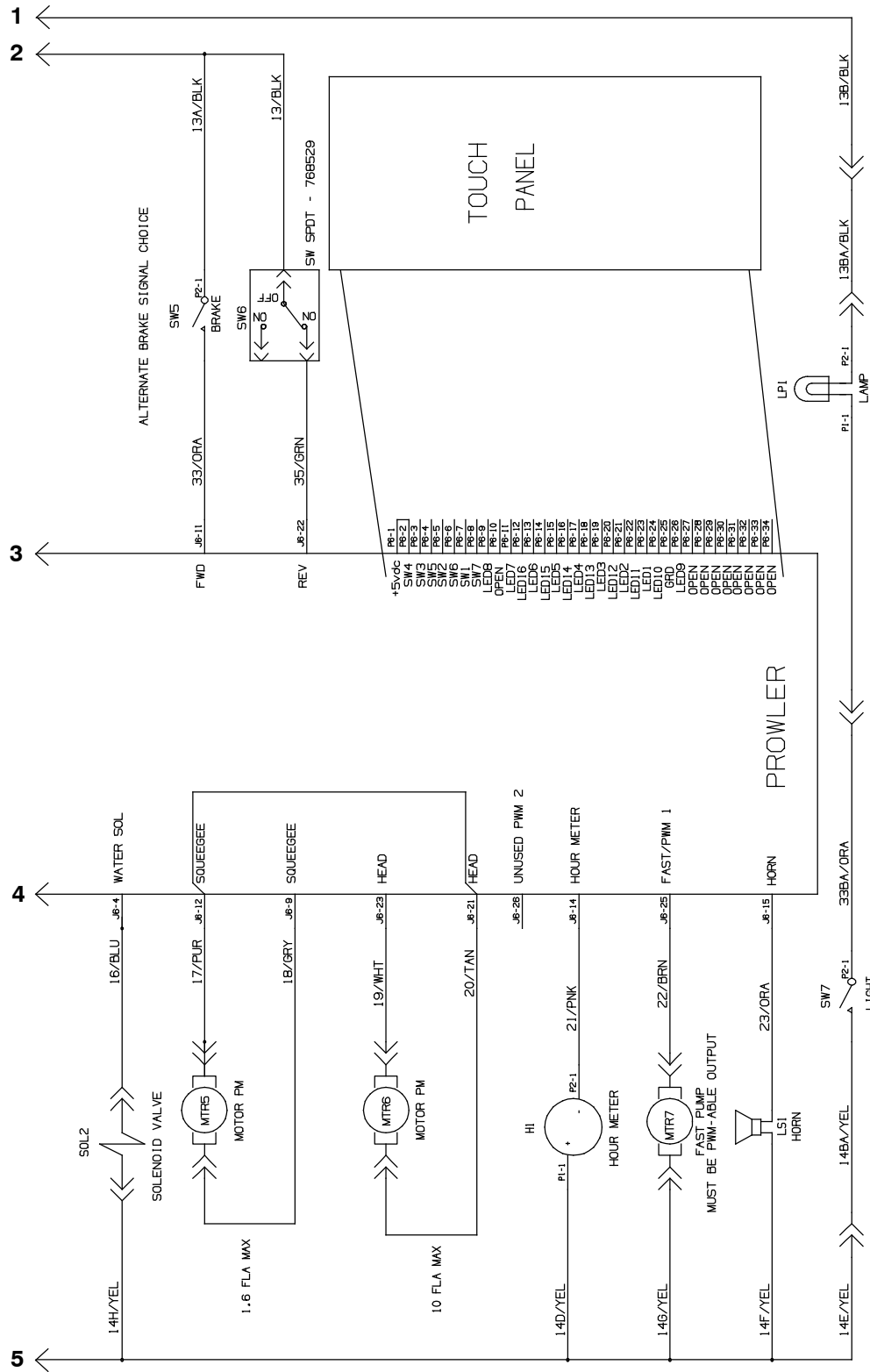


Fig. 42 - Electrical Schematic, Standard & FaST Model (S/N 10426043-10740597)



1. 1/RED and 13/BLK will remain as before.
2. All other wires will have a specific wire color based on the one's digit of the wire number as follows:
 - x1=PNK (except 1/RED)
 - x2=BRN
 - x3=ORA (except 13/BLK)
 - x4=YEL
 - x5=GRN
 - x6=BLU
 - x7=PUR
 - x8=GRY
 - x9=WHT
 - x10=TAN

Fig. 43 - Electrical Schematic, Standard & FaST Model (S/N 1000000-10426042)

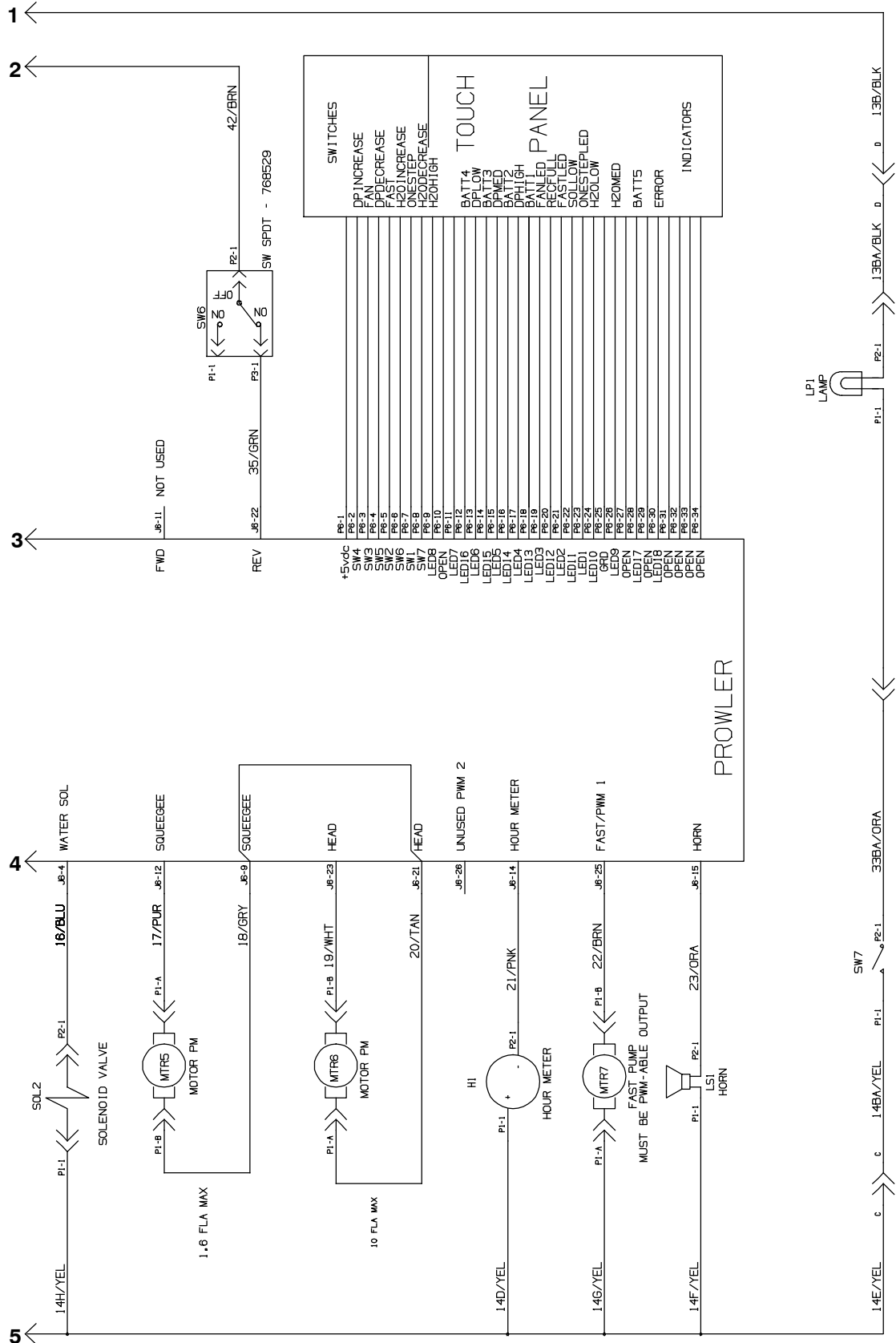


Fig. 44 - Electrical Schematic, *ec-H2O* Model (S/N 10419534-10740597)

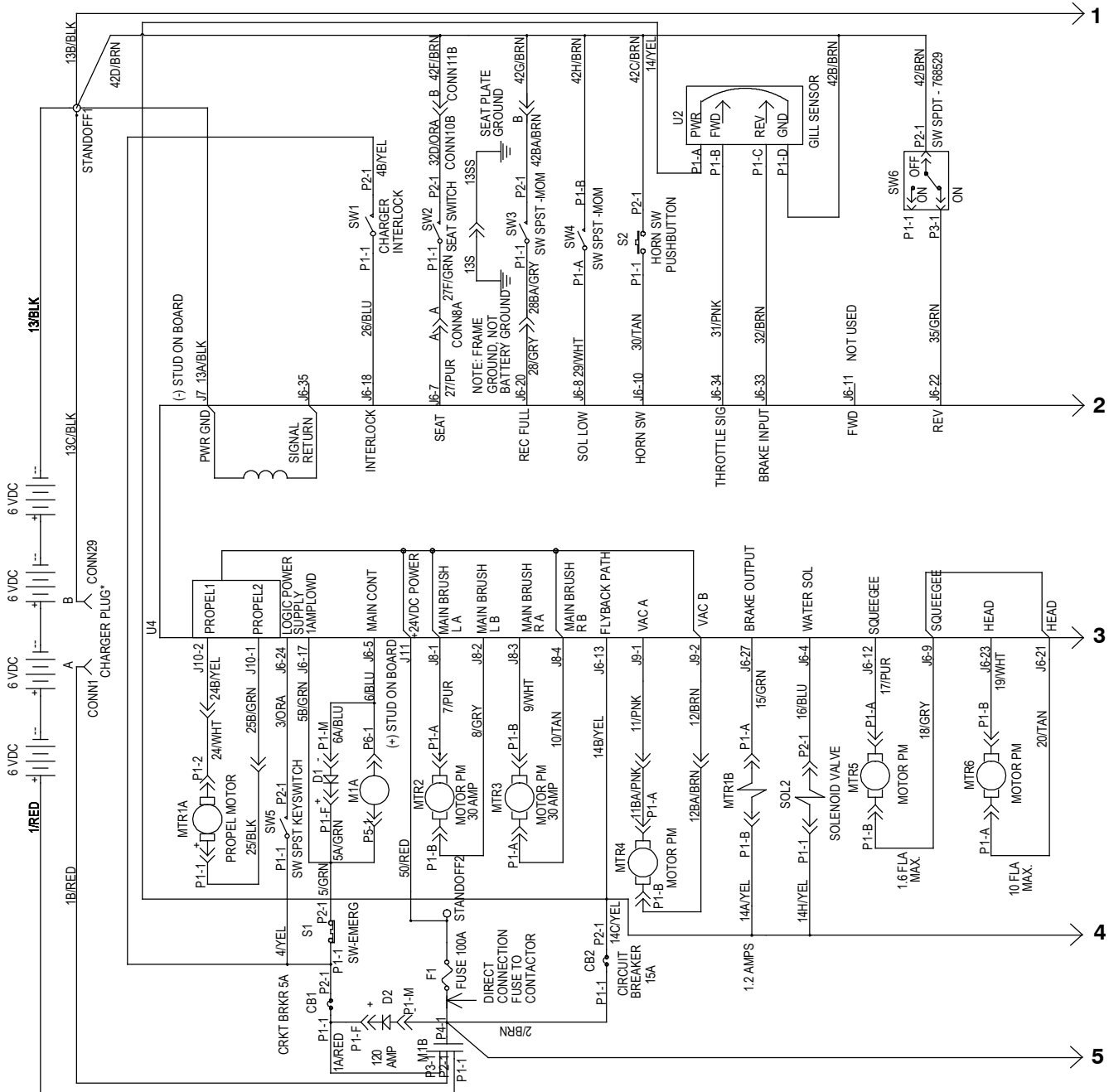


Fig. 44 - Electrical Schematic, *ec-H2O* Model (S/N 10419534-10740597)

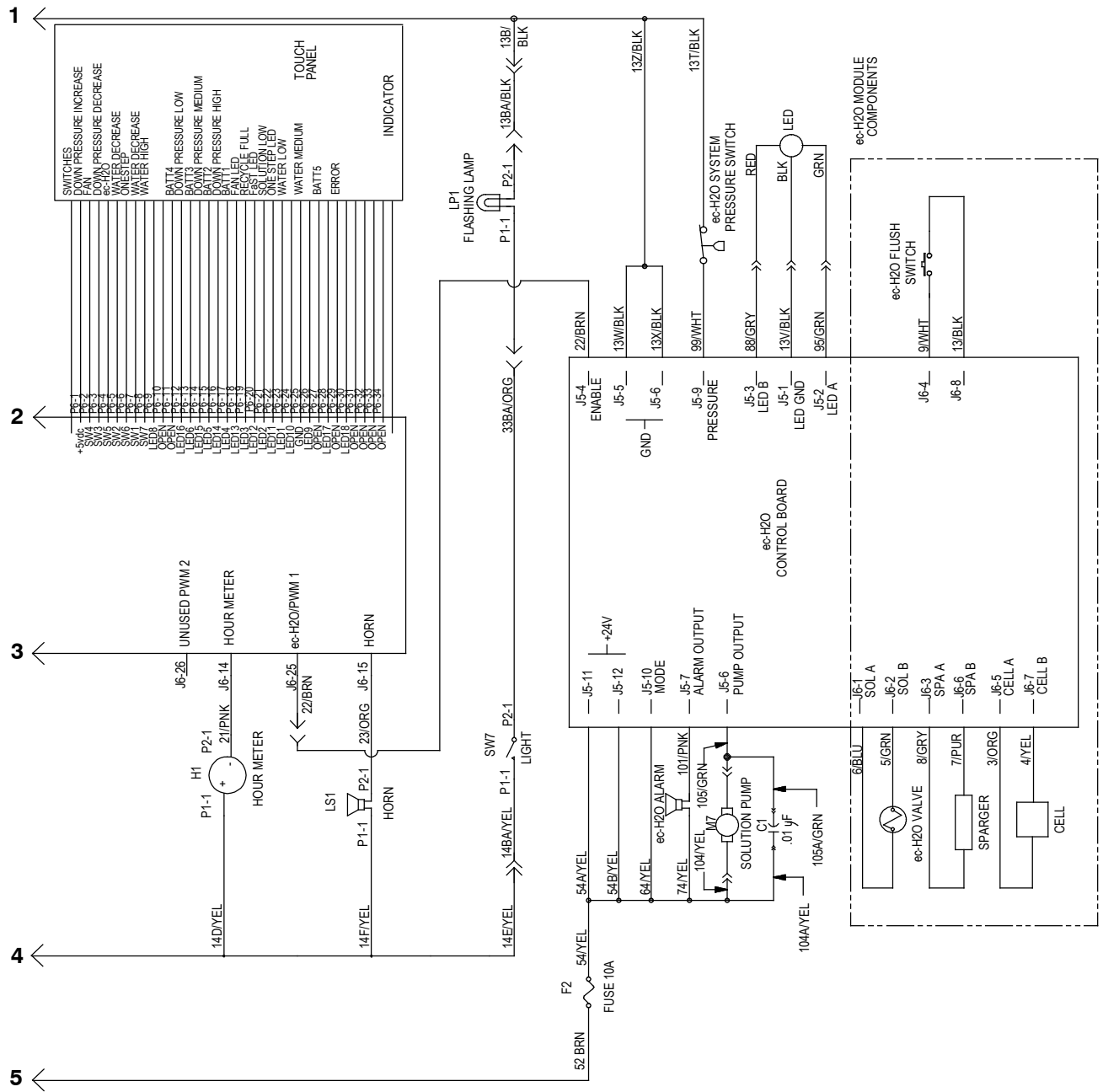
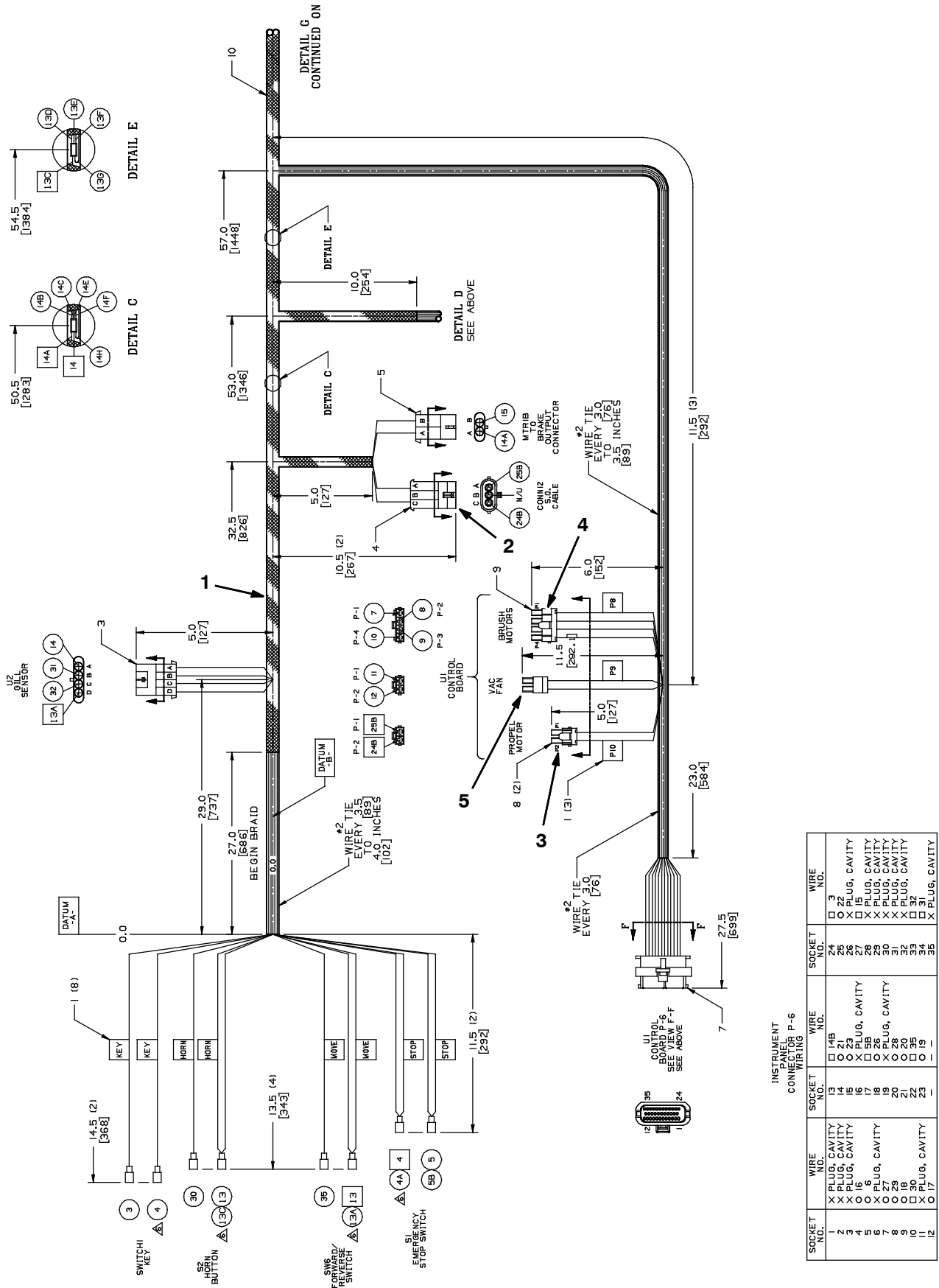


Fig. 45 - Wire Harnesses Group, Main (S/N 10961681-)

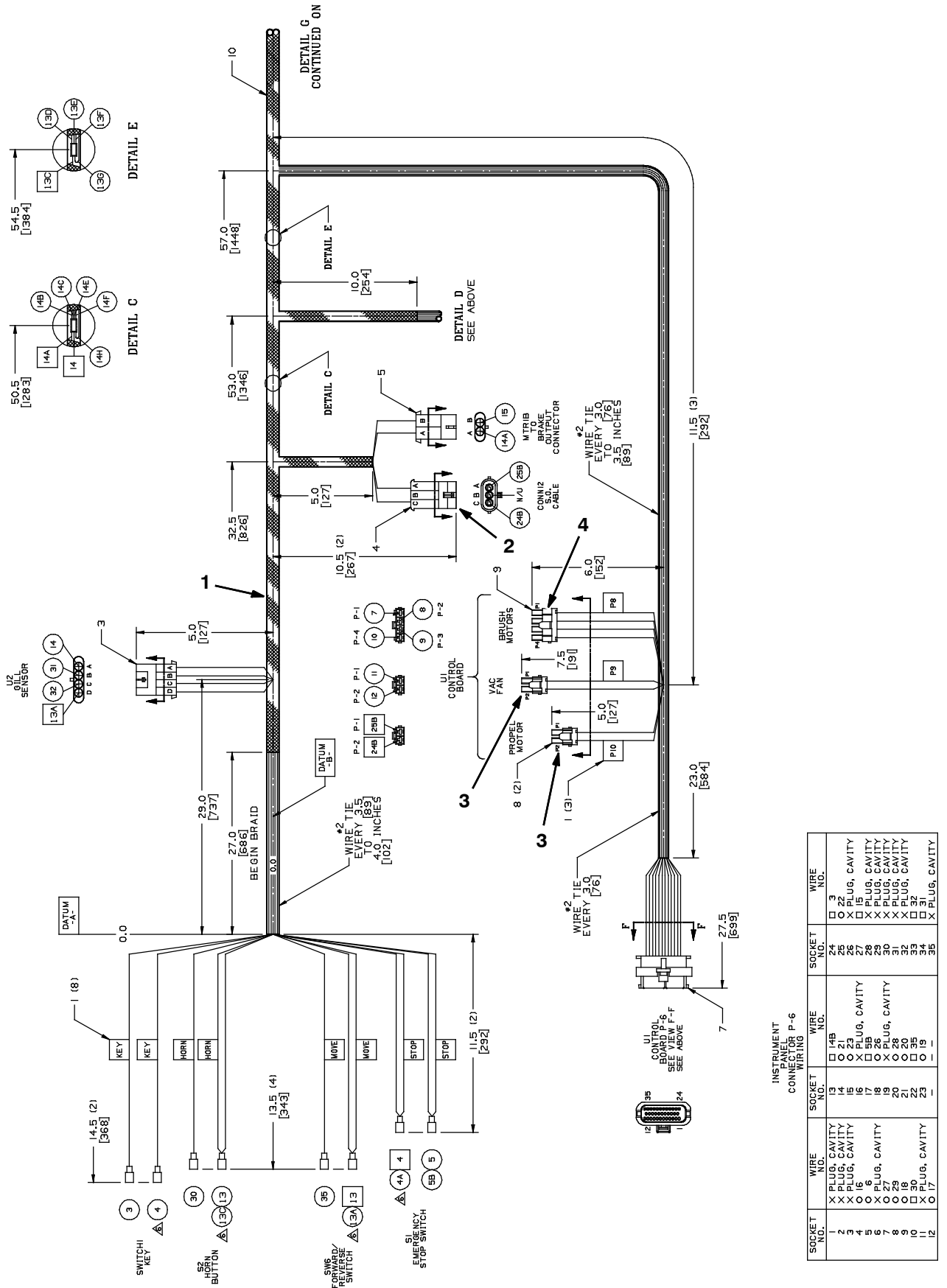


INSTRUMENT PANEL WIRING P-6

WIRE NO.	SOCKET NO.	WIRE NO.	SOCKET NO.	WIRE NO.
1	13	14B	24	3
2	14	21	25	22 PLUG, CAVITY
3	15	22	26	X 21
4	16	23	27	X 15
5	17	24	28	X 25
6	18	25	29	X PLUG, CAVITY
7	19	26	30	X PLUG, CAVITY
8	20	27	31	X PLUG, CAVITY
9	21	28	32	X PLUG, CAVITY
10	22	29	33	32
11	23	30	34	31
12	17	31	35	X PLUG, CAVITY

VIEW F-F

Fig. 46 - Wire Harnesses Group, Main (S/N 10426043-10961680)

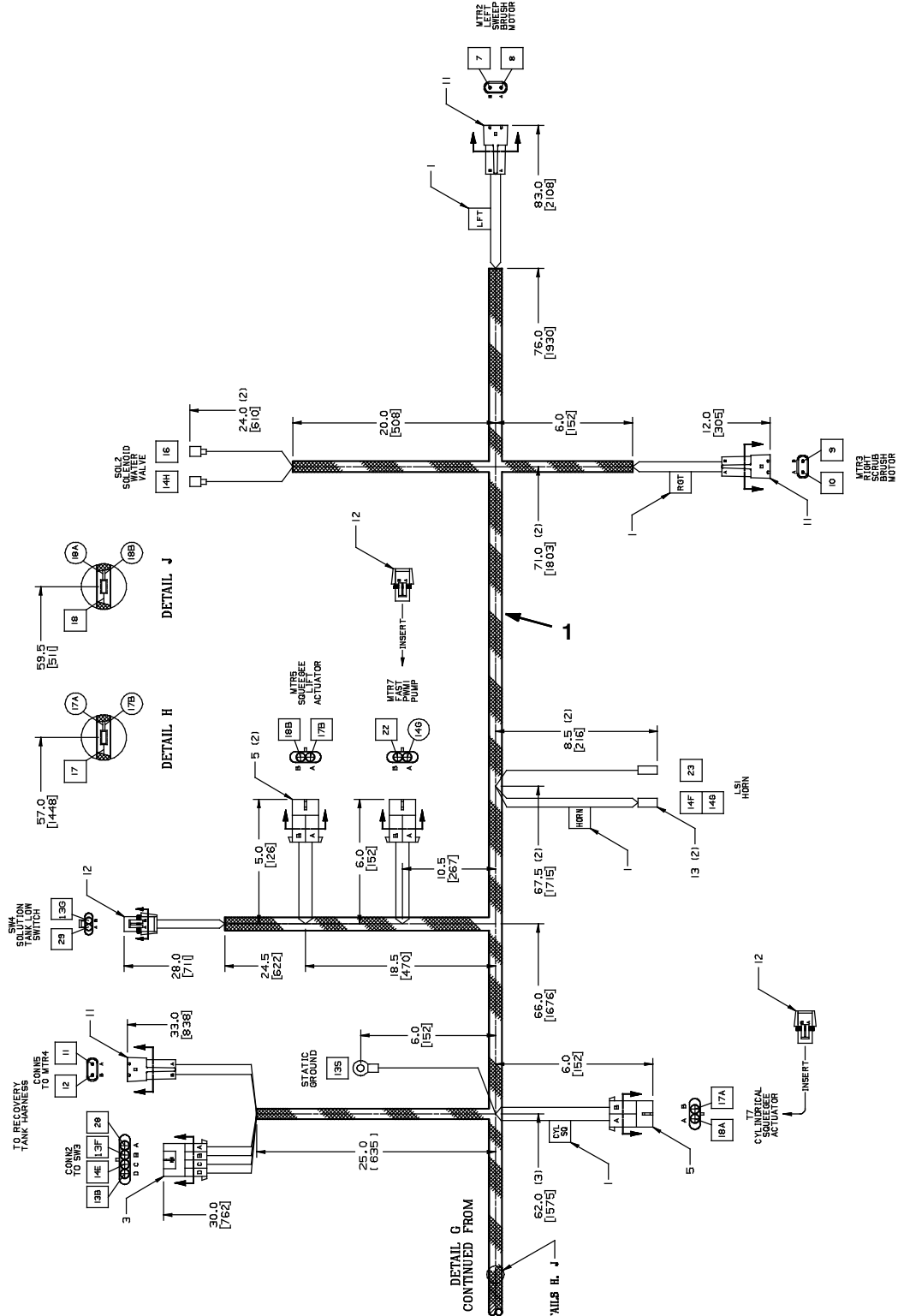


INSTRUMENT PANEL WIRING P-6

SOCKET NO.	WIRE NO.	SOCKET NO.	WIRE NO.	SOCKET NO.	WIRE NO.
1	PLUG, CAVITY	24	3	24	PLUG, CAVITY
2	PLUG, CAVITY	25	21	25	PLUG, CAVITY
3	PLUG, CAVITY	26	15	26	PLUG, CAVITY
4	PLUG, CAVITY	27	15	27	PLUG, CAVITY
5	PLUG, CAVITY	28	5B	28	PLUG, CAVITY
6	PLUG, CAVITY	29	5B	29	PLUG, CAVITY
7	PLUG, CAVITY	30	5B	30	PLUG, CAVITY
8	PLUG, CAVITY	31	5B	31	PLUG, CAVITY
9	PLUG, CAVITY	32	5B	32	PLUG, CAVITY
10	PLUG, CAVITY	33	5B	33	PLUG, CAVITY
11	PLUG, CAVITY	34	5B	34	PLUG, CAVITY
12	PLUG, CAVITY	35	5B	35	PLUG, CAVITY

VIEW F-F

Fig. 46 - Wire Harness Group, Main (S/N 10426043- 10961680)



1052906

Ref.	Part No.	Description	Qty.
▽	1	1052906 [1]) Harness, Main [T7] (Replaced by 9001454)	1
▲	2	1047189 Connector, Mal, 3 Cav [Mp630]	1
▲	3	1013835 [1] Connector Body, Fem, 2 Recept.[Molex]	2
▲	4	1051629 Connector, Fem, 4 Cav [Molex]	1

[1] Serial number (10426043- 10961680)

Fig. 47 - Wire Harness Group, Main (S/N 10236152-10426042)

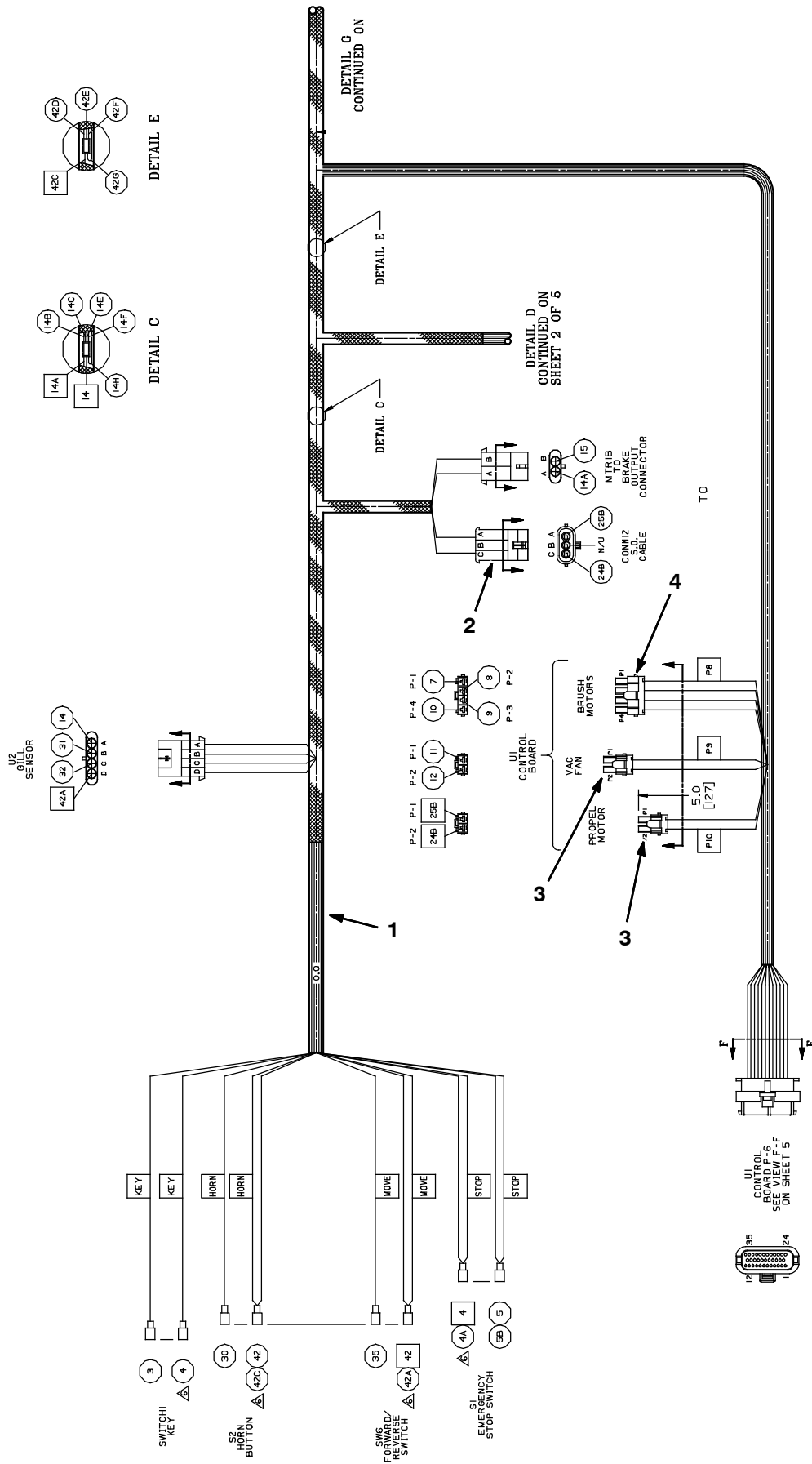
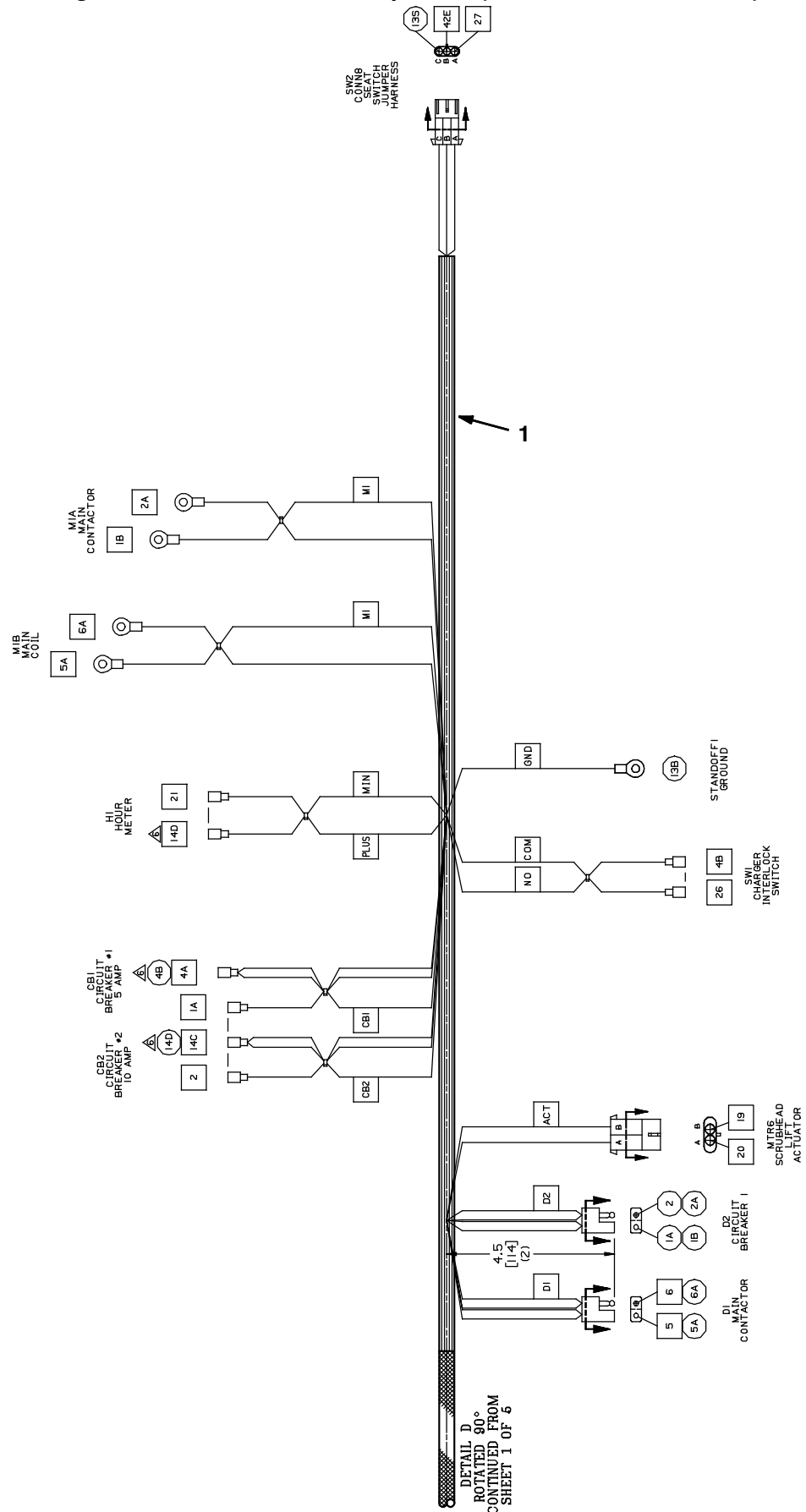
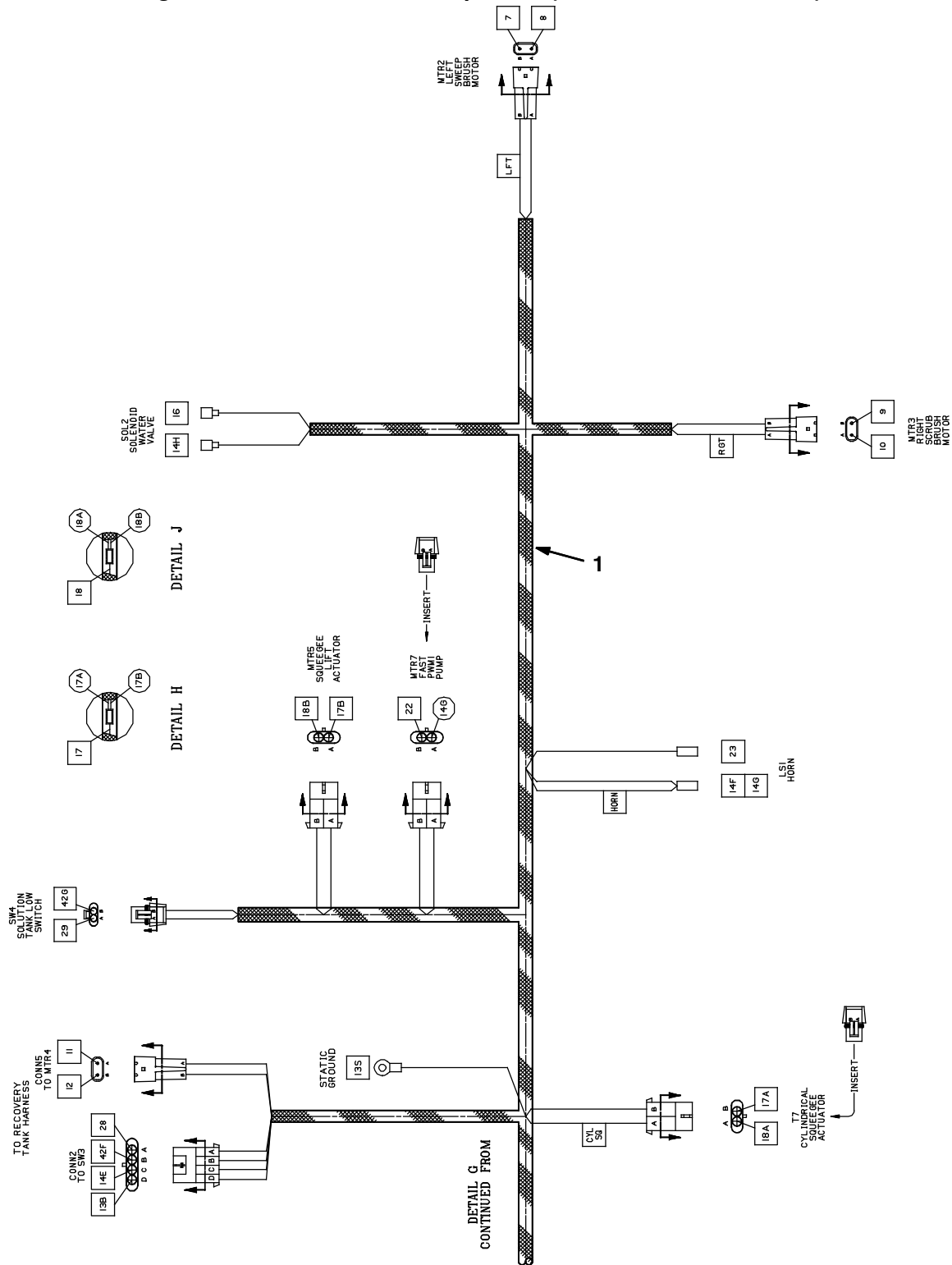


Fig. 47 - Wire Harness Group, Main (S/N 10236152-10426042)



STANDARD PARTS

Fig. 47 - Wire Harness Group, Main (S/N 10236152- 10426042)



Ref.	Part No.	Description	Qty.
▽	1	391991 [1] Harness, Main, Disk / Cylrc1 [T7] (Replaced by 9001454)	1
▲	2	1047189 Connector, Mal, 3 Cav [Mp630]	1
▲	3	1013835 Connector Body, Fem, 2 Recept.[Molex]	2
▲	4	1051629 Connector, Fem, 4 Cav [Molex]	1

[1] Serial number (10236152- 10426042)

Fig. 48 - Wire Harness Group, Main (S/N 1000000-10236151)

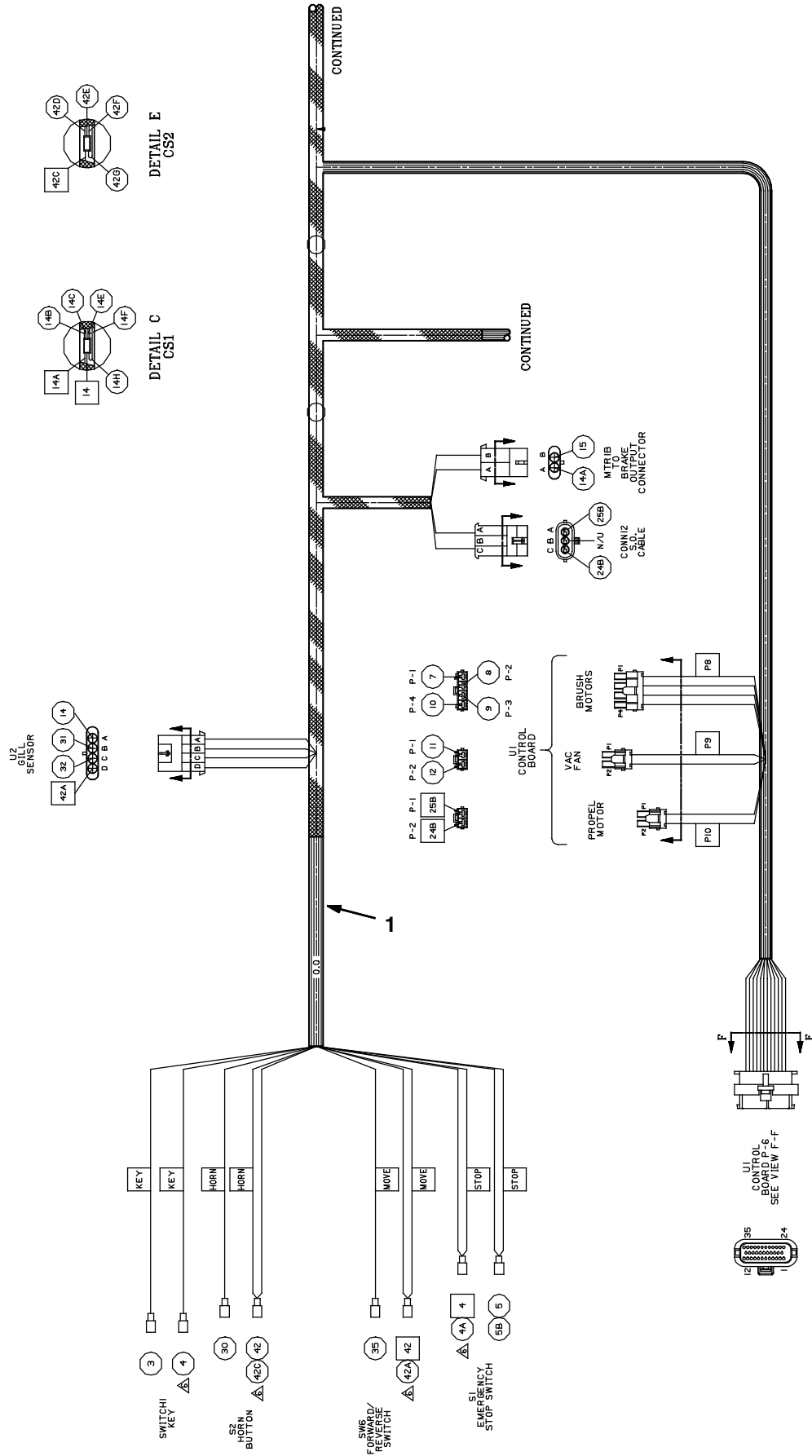


Fig. 48 - Wire Harness Group, Main (S/N 1000000-10236151)

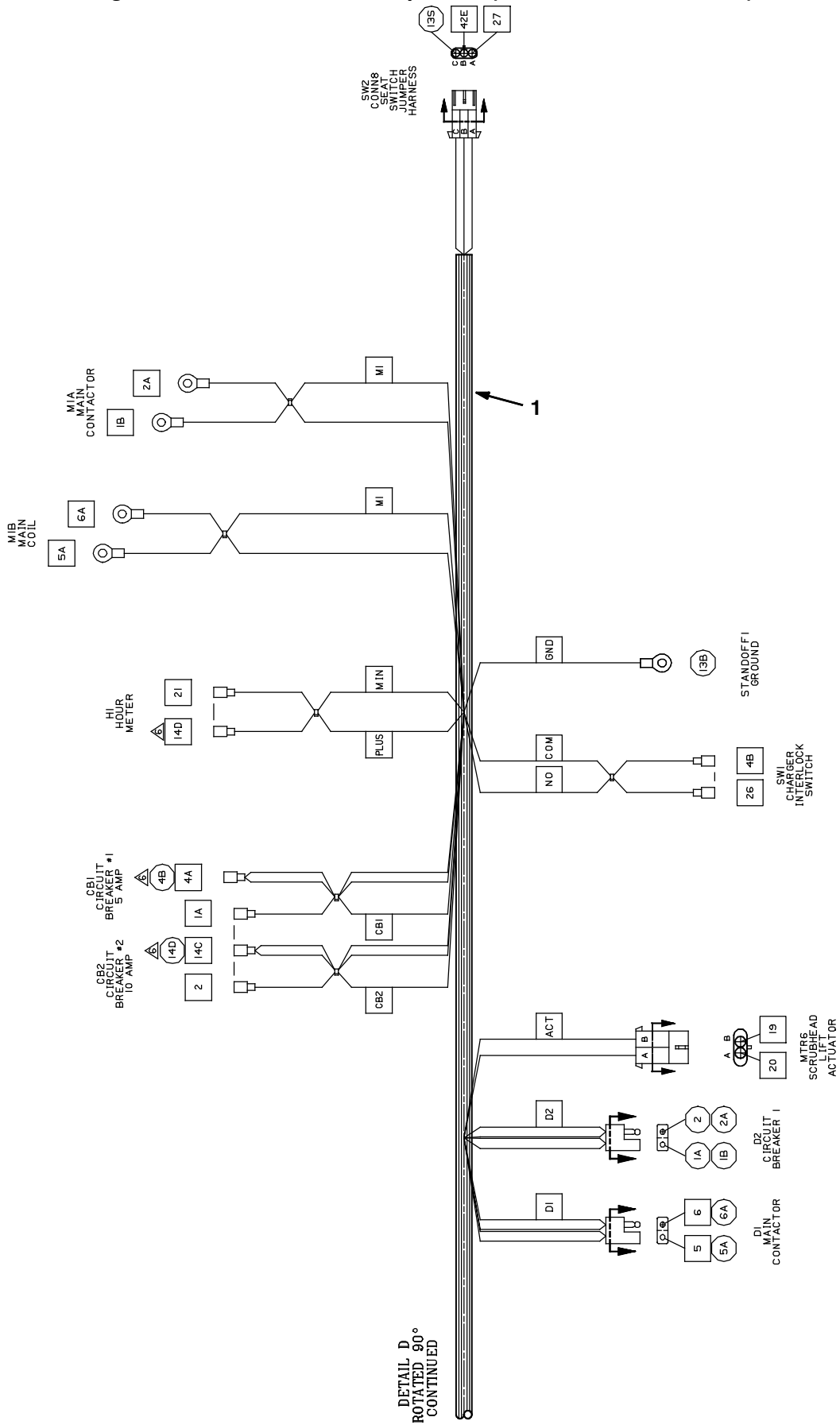
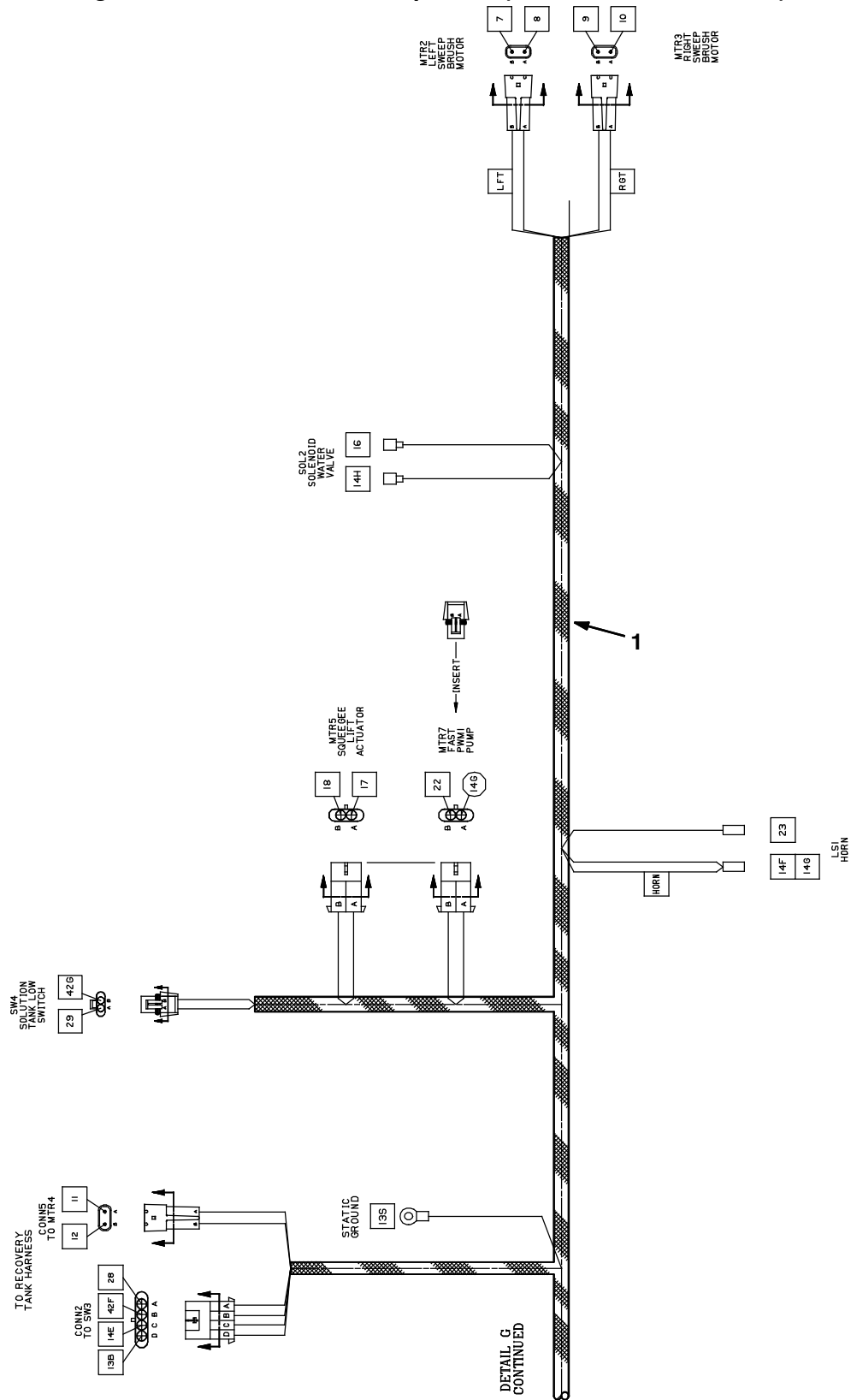
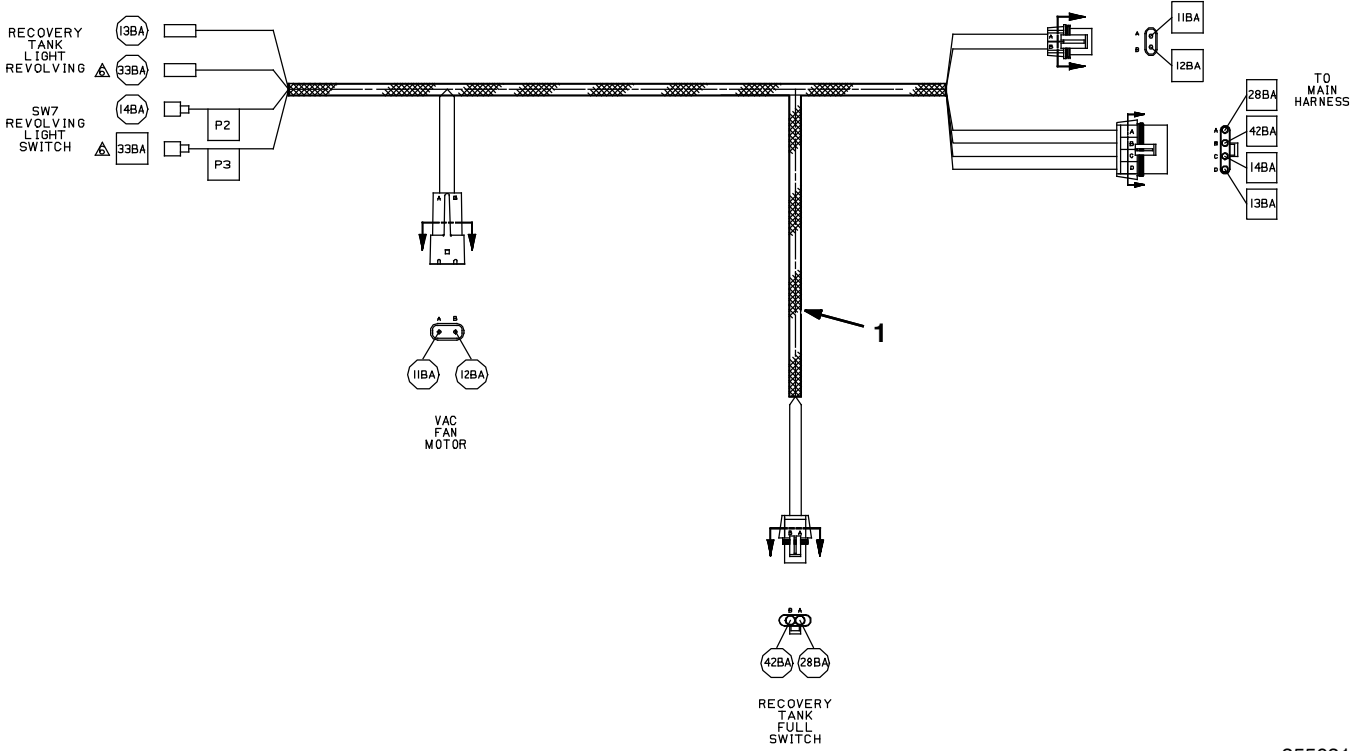


Fig. 48 - Wire Harnesses Group, Main (S/N 10000000-10236151)



Ref.	Part No.	Description	Qty.
1	391950	[1] Harness, Main, [T7/SSR] (Replaced by 9001454)	1
[1]		Serial number (10000000- 10236151)	

Fig. 49 - Wire Harnesses Group, Tank

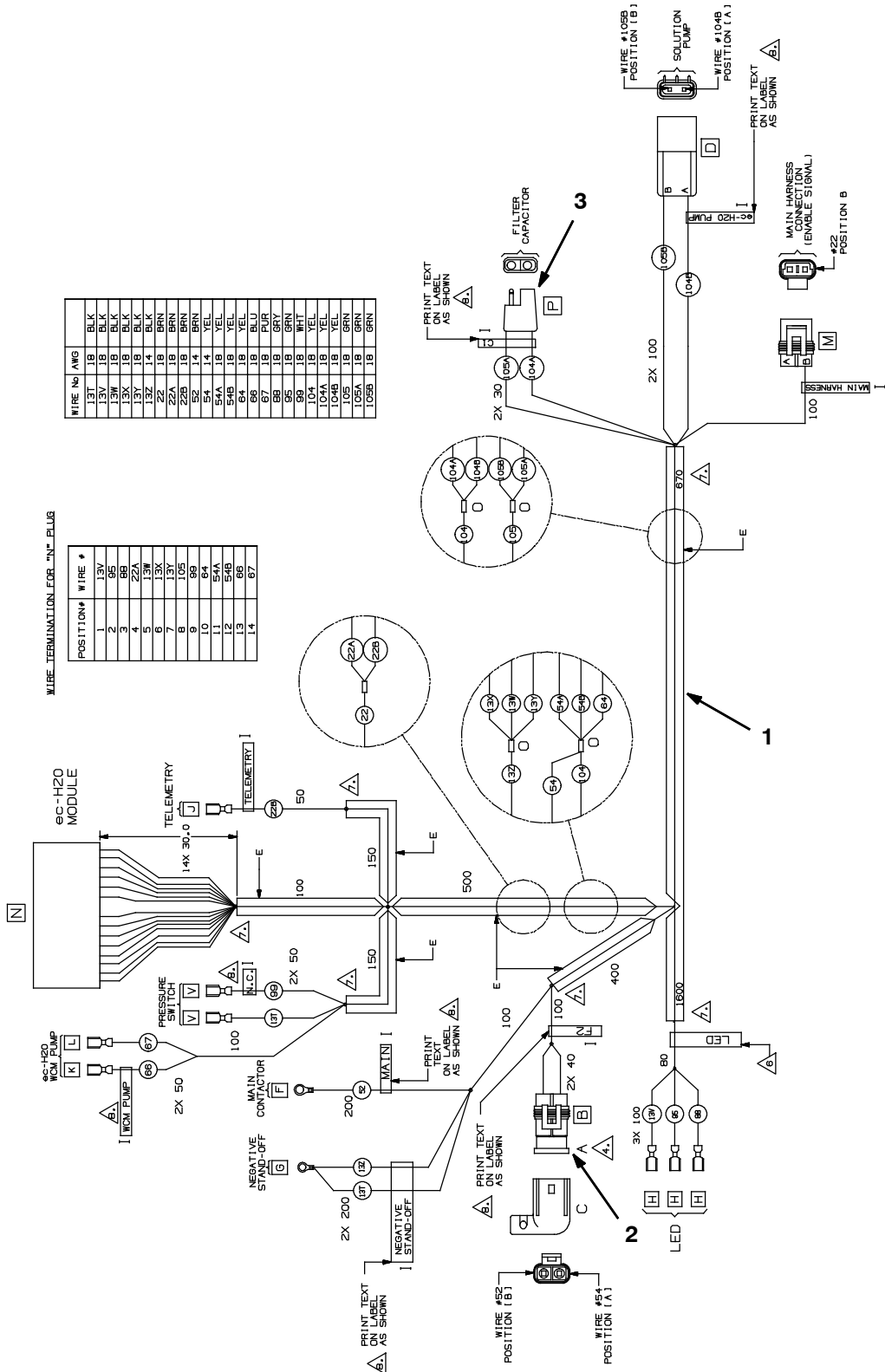


355031

Ref.	Part No.	Description	Qty.
1	391913	Harness, Tank, [T7]	1

STANDARD PARTS

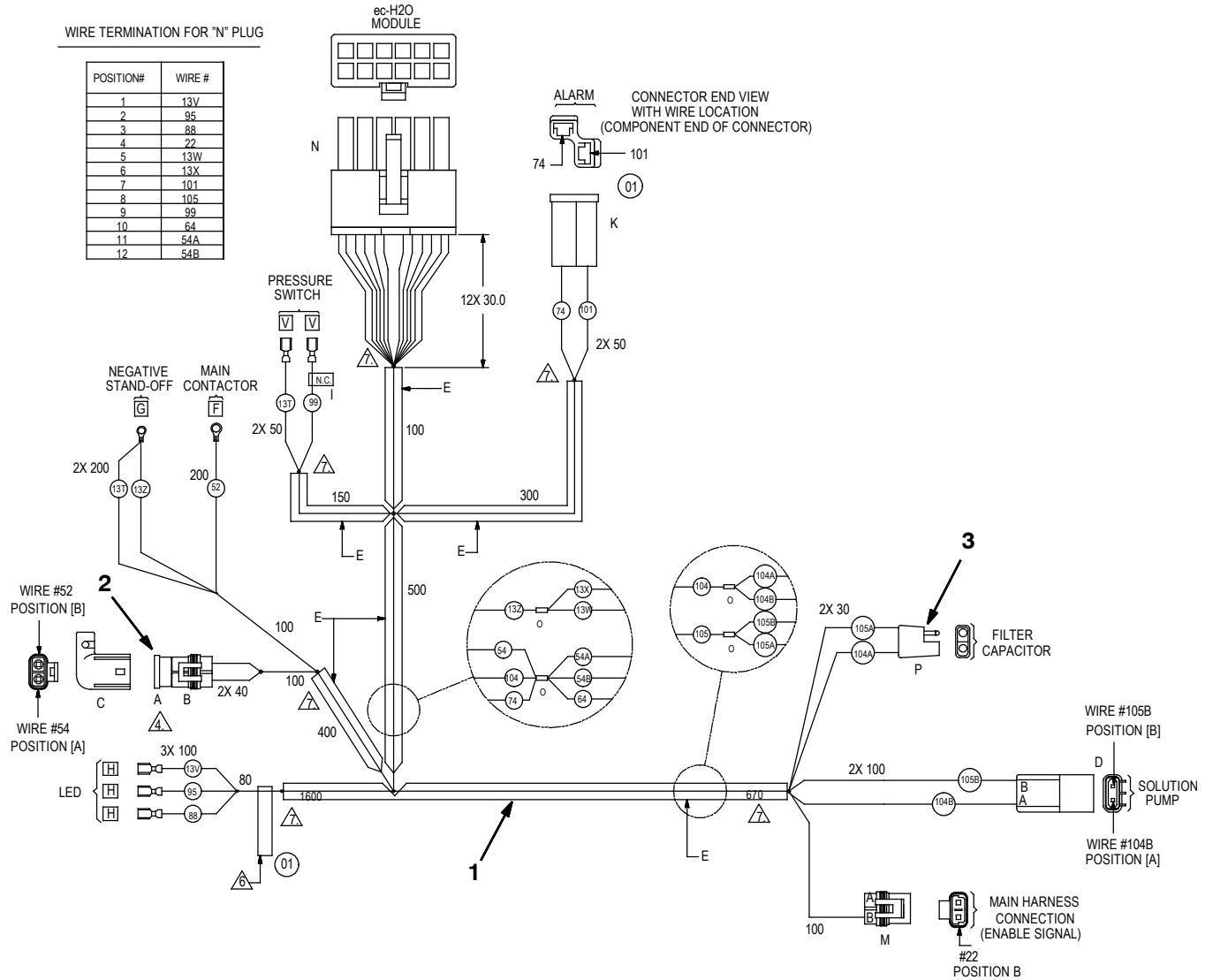
Fig. 50 - Wire Harnesses Group, ec-H2O NanoClean (S/N 10740598-)



Ref.	Part No.	Description	Qty.
1	1074374	Harness Assy, Wire [T7 Ec- H2o G2]	1
2	1047470	Fuse, Blade, 010a, 32vdc, Red	1
3	1040868	Capacitor, Plug [.01 Uf, 200v]	1

Serial number (10740598-)

Fig. 51 - Wire Harnesses Group, ec-H2O (S/N 10419534- 10740597)

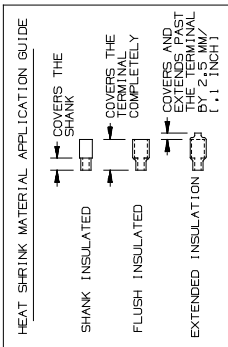


1050394

Ref.	Part No.	Description	Qty.
1	1050394	1 Harness Assy, Wire [T7 Ec- H2o]	1
2	1047470	Fuse, Blade, 010a, 32vdc, Red	1
3	1040868	Capacitor, Plug [.01 Uf, 200v]	1

1 Serial number (10419534- 10740597)

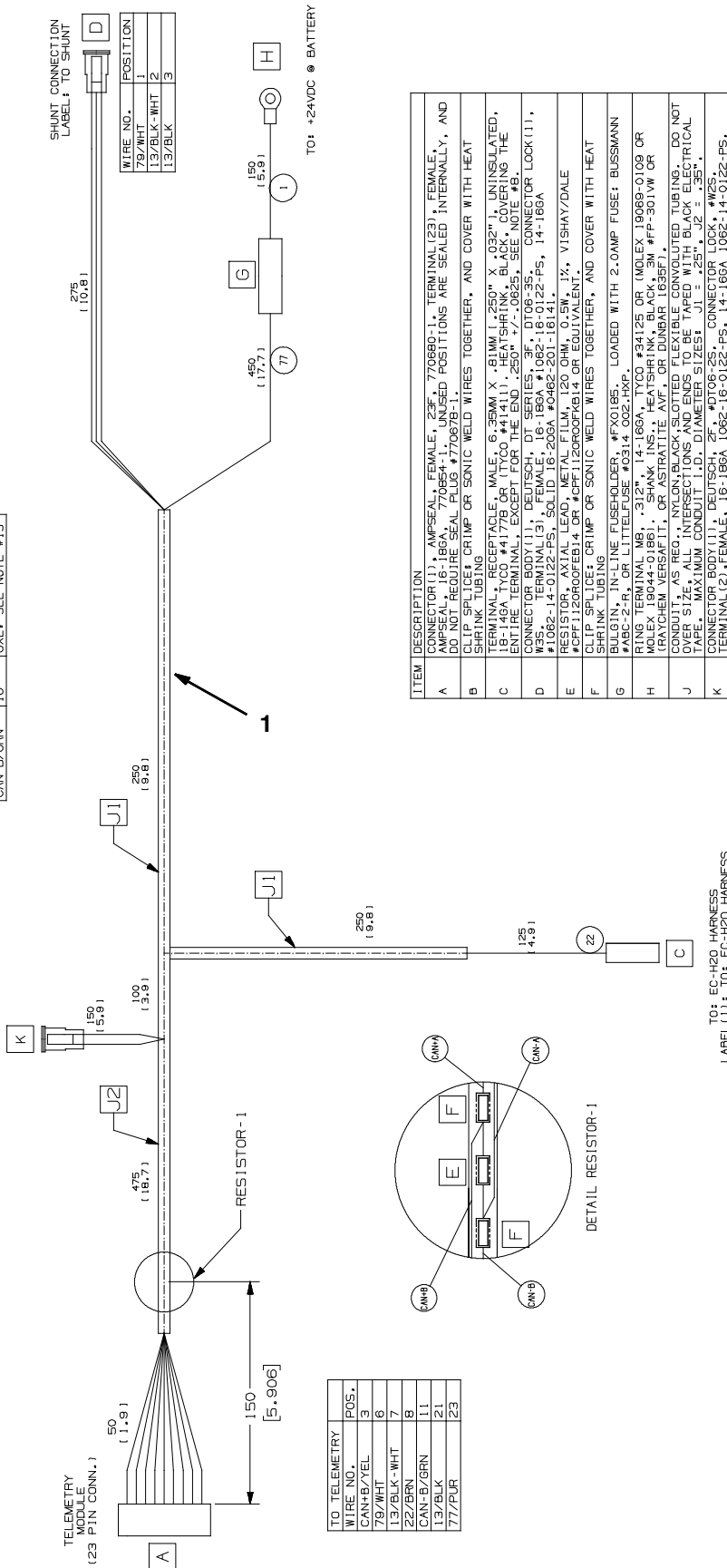
Fig. 52 - Wire Harnesses Group, Iris Telemetry



WIRE NO	GA	SPEC
1/RED	16	SEE NOTE #12
13/BLK	16	GXL: SEE NOTE #13
13/BLK-WHT	16	GXL: SEE NOTE #13
22/BRN	16	GXL: SEE NOTE #13
77/PUR	16	GXL: SEE NOTE #13
79/WHT	16	GXL: SEE NOTE #13
CAN-A/YEL	16	GXL: SEE NOTE #13
CAN-A/GRN	16	GXL: SEE NOTE #13
CAN-B/YEL	16	GXL: SEE NOTE #13
CAN-B/GRN	16	GXL: SEE NOTE #13

WIRE NO.	POSITION
CAN-A/YEL	1
CAN-A/GRN	2

TO: OFF BOARD CHARGER CAN LABEL: "CAN" FOR CHARGER



WIRE NO.	POSITION
79/WHT	1
13/BLK-WHT	2
13/BLK	3

TO TELEMETRY	POS.
CAN-B/YEL	3
79/WHT	6
13/BLK-WHT	7
22/BRN	8
CAN-B/GRN	11
13/BLK	21
77/PUR	23

ITEM	DESCRIPTION
A	CONNECTOR (1), AMPSEAL, FEMALE, 23P, 70660-1, TERMINAL (23), FEMALE, DO NOT REQUIRE SEAL PLUGS #77067B-1
B	CLIP SPLICE, CRIMP OR SONIC WELD WIRES TOGETHER, AND COVER WITH HEAT SHRINK TUBING
C	TERMINAL, RECEPTACLE, MALE, 6.35MM X .81MM (.250" X .032") 1, UNINSULATED, 16-16GA TYCO #4177B OR TYCO #41411, HEATSHRINK, BLACK, COVERING THE WIRE TERMINAL, DEUTSCH, DT 166A, 25P, #10662, SEC. INCL. 16-16GA WIRE, TERMINAL (3), FEMALE, 16-16GA #1062-16-0122-PS, 14-16GA #1062-14-0122-PS, SOL ID 16-206A #0462-201-16141
D	RESISTOR, AXIAL LEAD, METAL FILM, 120 OHM, 0.5W, 1%, VISHAY/DALE #CPF120R00FB14 OR #CPF120R00FB14 OR EQUIVALENT.
E	CLIP SPLICE, CRIMP OR SONIC WELD WIRES TOGETHER, AND COVER WITH HEAT SHRINK TUBING
F	BULGIN, IN-LINE FUSEHOLDER, #FX0185, LOADED WITH 2.0AMP FUSE, BUSSMANN #ASC-2-R, OR LITTELFUSE #0314-002-RXP
G	RING TERMINAL MB, .312", 14-16GA, TYCO #34125 OR MOLEX 19069-0109 OR KRAYCHEM VERSAFIT, OR ASTRATITE AVF, OR DUNBAR 1635F, 14-16GA
H	CONNECTOR BODY (1), DEUTSCH, 2P, #DT06-2S, CONNECTOR LOCK, #W2S, MAXIMUM CONDUIT I.D., DIAMETER SIZES: J1: .25", J2: .25"
J	CONNECTOR BODY (1), DEUTSCH, 2P, #DT06-2S, CONNECTOR LOCK, #W2S, MAXIMUM CONDUIT I.D., DIAMETER SIZES: J1: .25", J2: .25"
K	CONNECTOR BODY (1), DEUTSCH, 2P, #DT06-2S, CONNECTOR LOCK, #W2S, MAXIMUM CONDUIT I.D., DIAMETER SIZES: J1: .25", J2: .25"

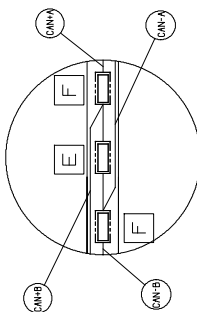
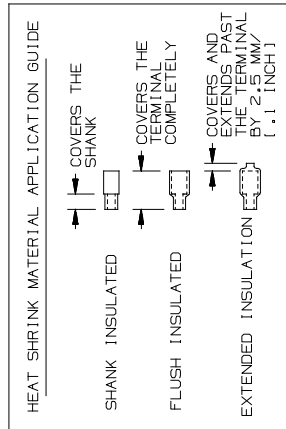


Fig. 52 - Wire Harnesses Group, Iris Telemetry

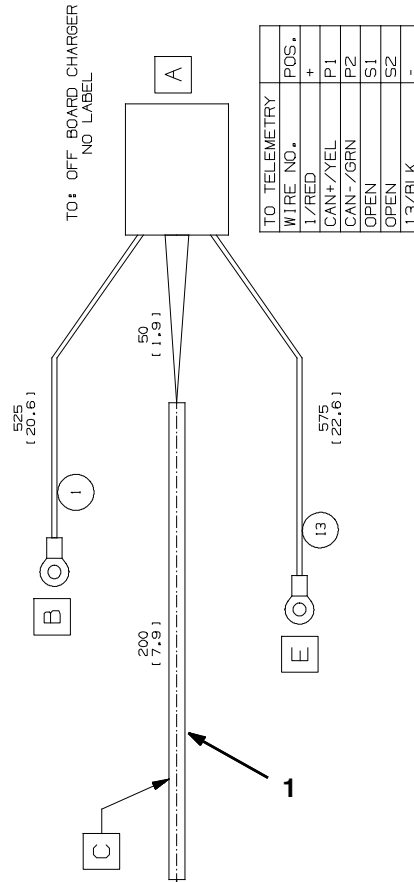
	Ref.	Part No.	Description	Qty.
▽	1	1074466	① Harness, Ele, Telem [T7]	1
▲		9009990	① Vr, Fuse, 002a, 250vdc, Cartridge	1

① Serial number (10740598-)

Fig. 53 - Cable Assembly, Iris Telemetry



ITEM	DESCRIPTION
A	CONNECTOR, ANDERSON, SBS SERIES, BROWN, 2 POWER CONNECTIONS, 2 SIGNAL PINS, 2 SIGNAL SOCKETS, #SBS75XBRN. POWER CONTACT PAIR (1), 10-126A, #133663. SIGNAL PINS (2), MALE, 14-16GA, #PM16P1416A30.
B	RING TERMINAL M6, .312", 10GA, TYCO #33459 OR IMOLEX 19193-0120, MOLEX 19069-0244). SHANK INS., HEATSHRINK, BLACK, SEE NOTE#8.
C	CONDUIT, AS REG., NYLON, BLACK, SLOTTED FLEXIBLE CONVOLUTED TUBING. DO NOT OVER SIZE, ALL INTERSECTIONS AND ENDS TO BE TAPED WITH BLACK ELECTRICAL TAPE. MAXIMUM CONDUIT I.D. SIZES: C1 = .25", C2 = .35".
D	CONNECTOR BODY (1), DEUTSCH, DT SERIES, 2M, #DT04-2P. CONNECTOR LOCK, #W2P. TERMINAL (2), MALE, 16-18GA 1060-16-0122-PS, 14-16GA 1060-14-0122-PS.
E	RING TERMINAL M6, .250", 10GA, TYCO #33458 OR IMOLEX 19193-0116, MOLEX 19069-0221). SHANK INS., HEATSHRINK, BLACK, SEE NOTE#8.



TO TELEMETRY	POS.
WIRE NO.	
1/RED	+
CAN+/YEL	P1
CAN-/GRN	P2
OPEN	S1
OPEN	S2
13/BLK	-

WIRE NO.	POS.
CAN+/YEL	1
CAN-/GRN	2

WIRE NO	GA	SPEC
1/RED	10	SEE NOTE #12
13/BLK	10	SEE NOTE #12
CAN+/YEL	16	SEE NOTE #13
CAN-/GRN	16	SEE NOTE #13

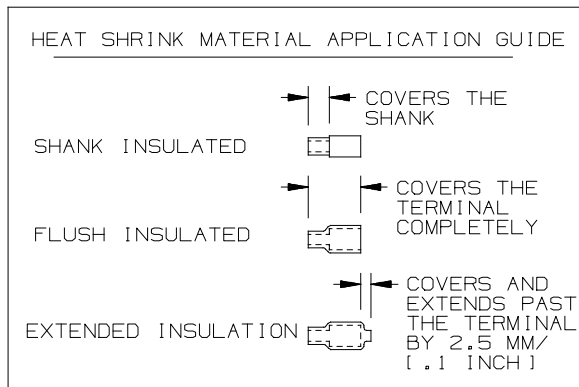
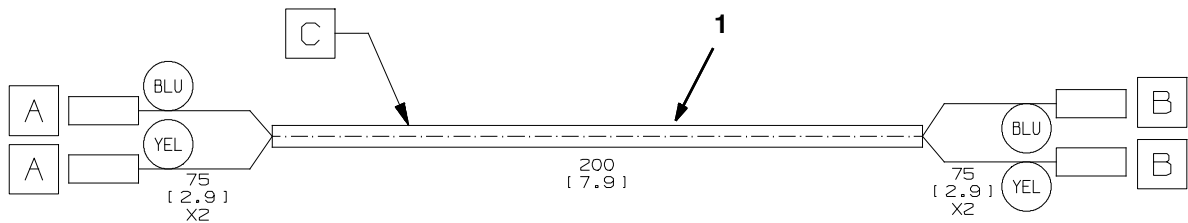
TO: TELEM. HARNESS
LABEL: TO: TELEM. HARNESS

Ref.	Part No.	Description	Qty.
1	1075477	1 Cable, Assy, Telem [T7, Sbs-brn]	1

1 Serial number (10842681-)

Fig. 54 - Cable Assembly, Extension, Iris Telemetry

ITEM	DESCRIPTION
A	TERMINAL, FEMALE, .250", FASTON, UNINSULATED, 14-16GA, TYCO #41274 OR (TYCO #41774, TYCO #61375-1. FLUSH INS. HEATSHRINK, BLACK, SEE NOTE#8.
B	TERMINAL, MALE, .250", FASTON, UNINSULATED, 14-18GA, TYCO #41778 OR (TYCO #41411, TYCO #42474-2. HEATSHRINK, BLACK, COVER THE ENTIRE TERMINAL EXCEPT FOR THE END .25" +/- .0625, SEE NOTE#8.
C	CONDUIT, AS REQ., NYLON, BLACK, SLOTTED FLEXIBLE CONVOLUTED TUBING. DO NOT OVER SIZE, ALL INTERSECTIONS AND ENDS TO BE TAPED WITH BLACK ELECTRICAL TAPE.

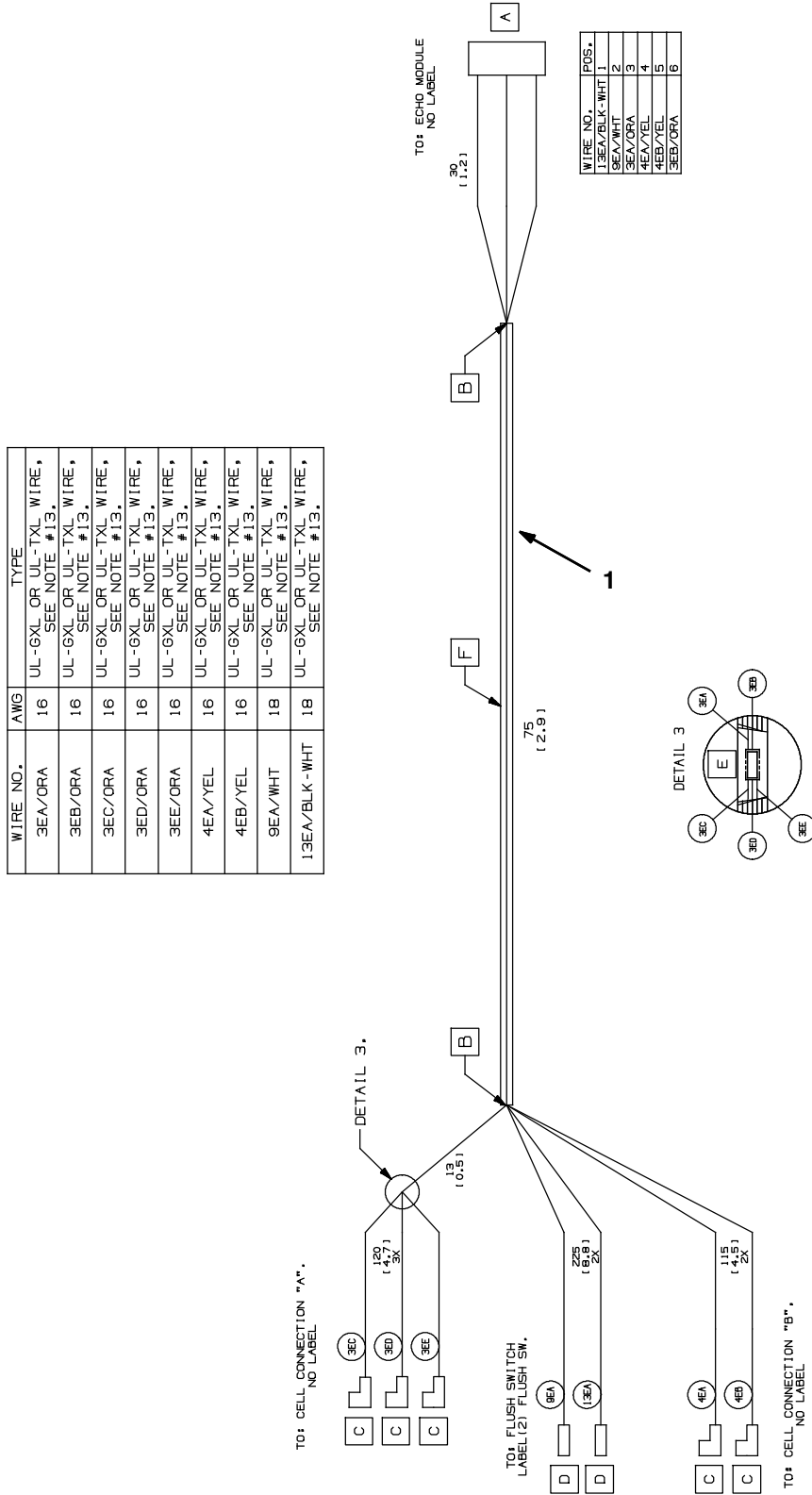


WIRE NO	GA	SPEC
YELLOW	16	SEE NOTE #13
BLUE	16	SEE NOTE #13

Ref.	Part No.	Description	Qty.
1	1075494	1 Cable, Assy, Extension [T7, Faston]	1
1 Serial number (10842681-)			

STANDARD PARTS

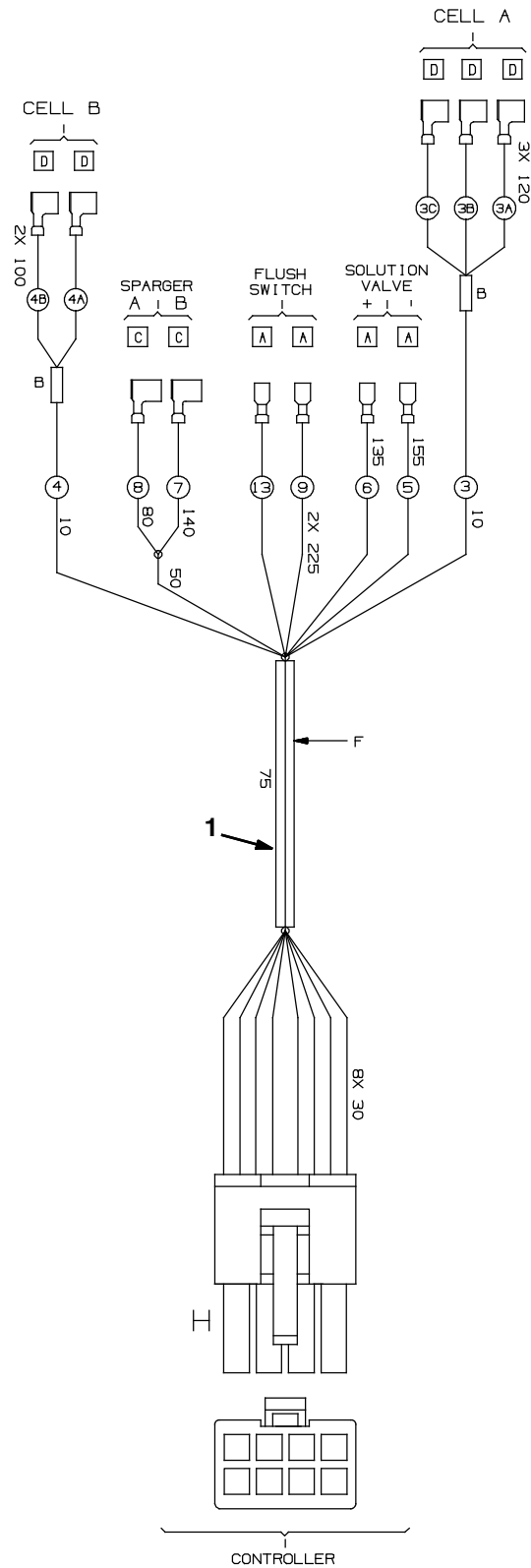
Fig. 55 - Wire Harnesses Group, *ec-H2O* NanoClean Main Control Board
(S/N 10740598-)



Ref.	Part No.	Description	Qty.
1	1073286	Harness, Ele, Module B2 [Ec- H2o]	1

Serial number (10740598-)

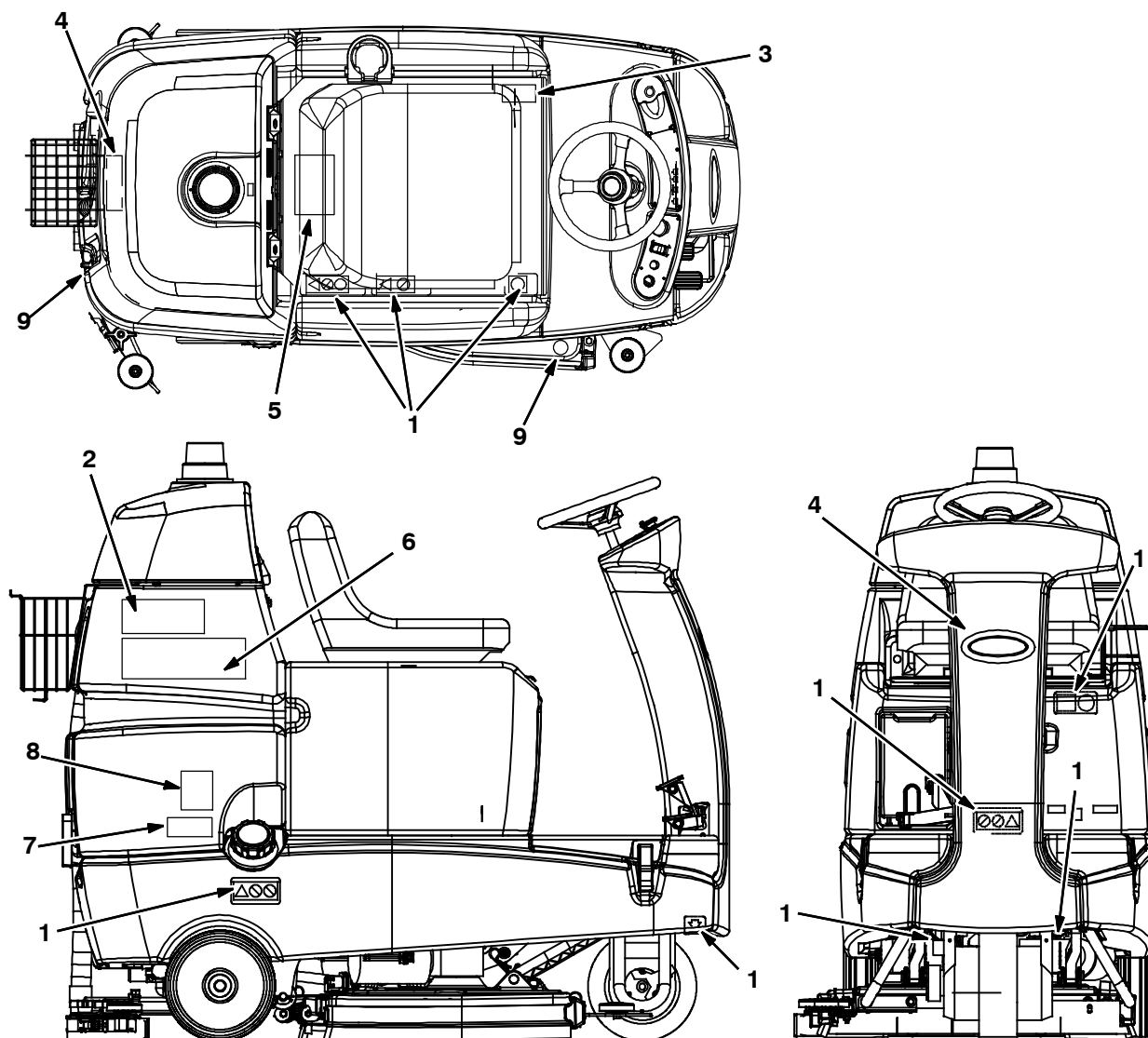
Fig. 56 - Wire Harnesses Group, *ec-H2O* Main Control Board (S/N 10419534-10740597)



Ref.	Part No.	Description	Qty.
1	1049489	1 Harness, Main,Controlboard[Ec- H2o 5cell]	1

1 Serial number (10419534- 10740597)

Fig. 57 - Label Group



Ref.	Part No.	Description	Qty.
1	1015167	Label Set, Info/Hzrd	1
2	1064992	Label, Model [Spd Scrub Rider]	2
3	N/A	Label [Nfsi Certification]	1
4	1034637	Label, Front, 3.50 [Nobles Icon]	2
5	1026686	Label, Battery, Diagram [T7 / R14]	1
6	1216533	② Label, Logo [Ech2o Nano Nobles]	2
6	1064823	① Label, Logo, 12.3l 4color [Ech2o Nobles]	2
6	1064994	Label, Logo, 06.1l Dk Gr [Fast]	2
7	1050003	Label [User, Attention, Ec- H2o]	1
7	391451	Label [Attention Fast Users, 5400s]	1
8	1068925	Label, Do Not Add Detgt[Ec- H20]	1
9	1030507	Label, Warning, 2x2 [No Step] (Disk Model)	3
9	1030507	Label, Warning, 2x2 [No Step] (Cylindrical Model)	1

① Serial number (10449322- 10740597)

② Serial number (10740598-)

SECTION 3

Contents	Page
Fig. 1 - ec-H2O NanoClean Group, Disc Scrub Head (S/N 10740598-)	3-1
Fig. 2 - ec-H2O Group, Disc Scrub Head (S/N 10419534- 10740597)	3-3
Fig. 3 - ec-H2O NanoClean Group, Cylindrical Scrub Head (S/N 10740598-)	3-5
Fig. 4 - ec-H2O Group, Cylindrical Scrub Head (S/N 10419534- 10740597)	3-7
Fig. 5 - Iris Telemetry Group	3-9
Fig. 6 - Kit, Iris Telemetry Battery Manager	3-11
Fig. 7 - Flashing Light Kit	3-13
Fig. 8 - Battery Group, 180Ah, Maintenance Free	3-14
Fig. 9 - Battery Group, 220Ah, Maintenance Free	3-15
Fig. 10 - Battery Group, 360Ah	3-16
Fig. 11 - Battery Charger Kit, On- Board (S/N 10847945-)	3-17
Fig. 12 - Battery Charger Kit, On- Board (S/N 10740598- 10847944)	3-19
Fig. 13 - Battery Charger Kit, On- Board (S/N 10000000- 10740597)	3-21
Fig. 14 - Battery Chargers Group, Off- Board ..	3-23
Fig. 15 - Manual Battery Watering System (S/N 11021176-)	3-25
Fig. 16 - HydroLinkR Battery Watering System Kit (S/N 10000000 - 11021175)	3-27
Fig. 17 - Basket Kit	3-28
Fig. 18 - Seatbelt Kit	3-29
Fig. 19 - Documentation Group (Online Only) ..	3-30

Fig. 1 - ec-H2O NanoClean Group, Disc Scrub Head (S/N 10740598-)

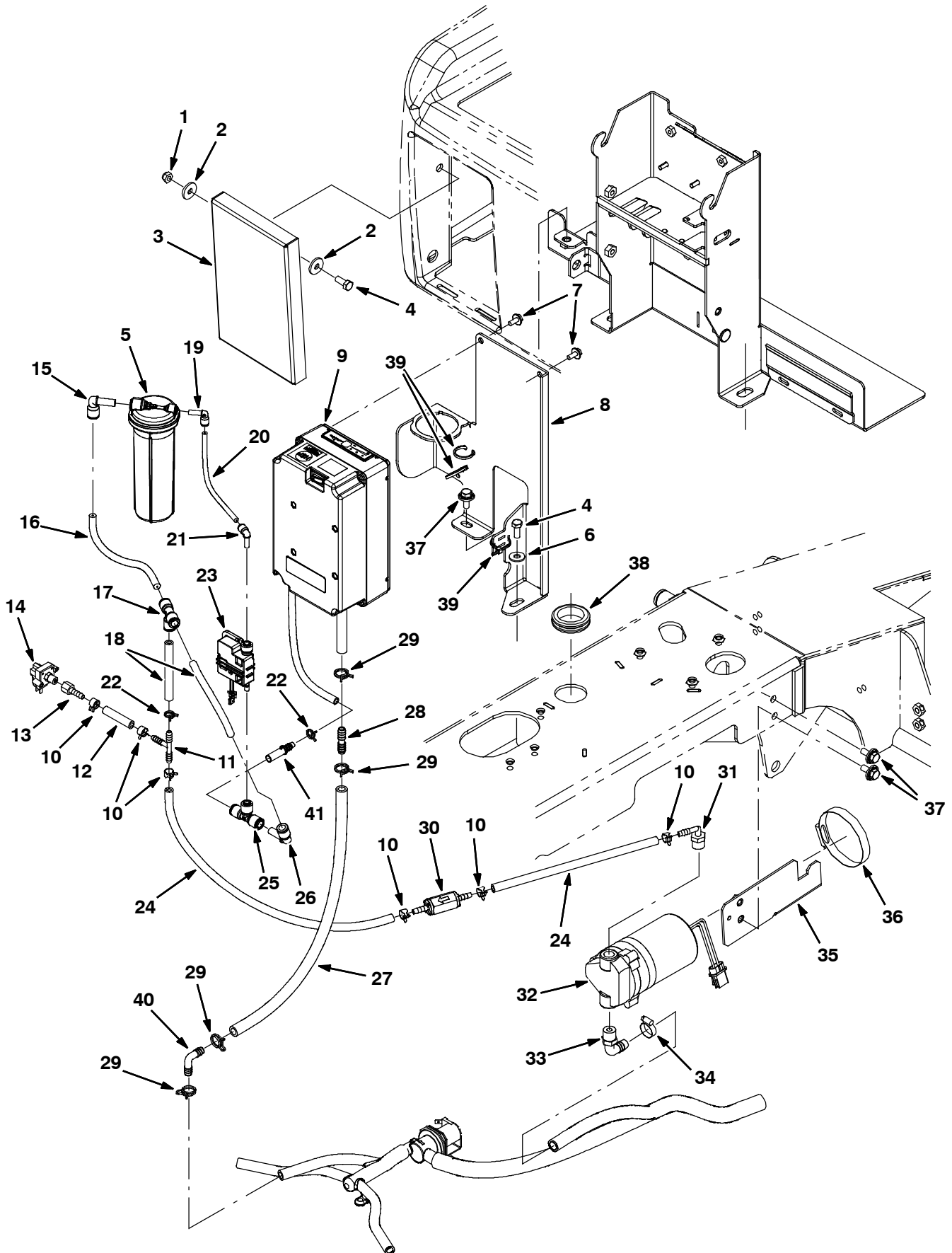


Fig. 1 - ec-H2O NanoClean Group, Disc Scrub Head (S/N 10740598-)

Ref.	Part No.	Description	Qty.	
1	08713	Nut, Hex, Lock, M8 X 1.25, Ni, Ss	2	
2	1017218	Washer, Flat, 0.32b 1.00d .12, Ss	4	
3	1051138	Bracket, Cover, Fast Opng [T7 Ec- H2o]	1	
4	09740	Screw, Hex, M8 X 1.25 X 20, Ss	3	
5	9013646	③ Cartridge, Ec- H2o Nanoclean Wcm, 270ml	1	
6	01685	Washer, Flat, 0.38b 0.88d .08, Ss	1	
7	1034731	Screw, Hex, M6 X 1.00 X 16, Ss, Sems	2	
8	1216192	③ Bracket, Module, Ec- H20 [T7]	1	
9	9021553	⑥ Module Kit, Replmt [Ec- H2o, B 02] (See Breakdowns)	1	
9	9020643	⑤ Module Kit, Replmt [Ec- H2o, B 02] (See Breakdowns) (Replaced By 9021553)	1	
9	9011810	④ Module Kit, Replmt [Ec- H2o, B 02] (See Breakdowns) (Replaced By 9021553)	1	
10	603654	③ Clamp, Hose, Ear, .44d [Ctb]	6	
11	150713	Fitting, Plstc, Tee, Bm04/Bm04/Bm04	1	
12	575523000	Hose, Pvc, Brd, 0.25id 0.44od 043.5l,Clr	1	
13	150520	Fitting, Brs, Str, Bm04/Pf02	1	
14	1044415	Switch, Press, 20psi, Pm02	1	
15	1215186	③ Fitting, Plstc, E90, Qf06/Qm06	1	
16	9014146	③ Hose, Afmkt, Pvc, 0.06id .38od, 05ft	1	
17	1212573	③ Fitting, Plstc, Tee, Qf06/Qf06/Qf06	1	
18	1014987	③ Hose, Afmkt, Pvc, Clr, 0.25id, 01ft	1	
19	1214339	③ Fitting, Plstc, E90, Qfo4/Qm04	1	
20	9014147	③ Hose, Afmkt, Pvc, 0.06id .25od, 05ft	1	
21	1214339	③ Fitting, Plstc, E90, Qfo4/Qm04	1	
22	613735	Clamp, Hose, Wir, .40 - .42, Yel	2	
23	1216973	③ Pump Assy, Dispenser	1	
24	9014210	③ Hose, Afmkt, Pvc, Brd .25id .44od, 05ft	1	
25	1212855	③ Fitting, Plstc, Tee, Qf04/Qf06/Qf06	1	
26	1215186	③ Fitting, Plstc, E90, Qf06/Qm06	1	
27	1006400	③ Hose, Afmkt, Pvc, Brd, 0.38id, 03ft, Clr	1	
28	20950	③ Fitting, Plstc, Str, Bm06/Bm06	1	
29	607775	③ Clamp, Hose, Wir, .63 - .66, Blk	4	
30	1216879	③ Valve, Check, 0005psi Bm04/Bm04	1	
31	150417	③ Fitting, Plstc, E90, Bm04/Pm06	1	
▽	32	1042495	Pump, Soltn, Ele, 24vdc, 35psi	1
▲		9004759	Pump Kit, Head, Soltn [Ec- H2o]	1
▲		78950	Connector, Fem, 2cav, Mp280 Sealed	1
▲		78951	Terminal, Fem, Mp280, Sealed, 18- 16ga	1
▲		10917	Seal, Wire, 14/16ga [Wp / Mp280 Sealed]37	1
▲		78952	Lock, Secondary, 2cav, Mp280 Sealed	1
	33	64778	Fitting, Plstc, E90, Bm08/Pm06	1
	34	54333	Clamp, Hose, Wormdrive, 0.31- 0.88d, .31w	1
	35	1014617	Bracket, Pump, Soltn	1
	36	43555	Clamp, Hose, Wormdrive, 2.50- 3.50d, .50w	1
	37	1020341	Screw, Hex, M8 X 1.25 X 20, Ss, Sems	3
	38	10632- 13	Grommet, Rbr, 1.50id, F/1.8h, .19 Matl	1
	39	130773	③ Tie, Cable, Nyl, 11.0l, .14w, 3.0 Max. D	3
	40	20951	Fitting, Plstc, E90, Bm06/Bm06	1
	41	1212857	Fitting, Plstc, Str, Qm06/Bm04	1

- ③ Serial number (10740598-)
- ④ Serial number (10740598- 10998255)
- ⑤ Serial number (10998256- SEP2023)
- ⑥ Serial number (OCT2022-)

OPTIONS

Fig. 2 - *ec-H2O* Group, Disc Scrub Head (S/N 10419534-10740597)

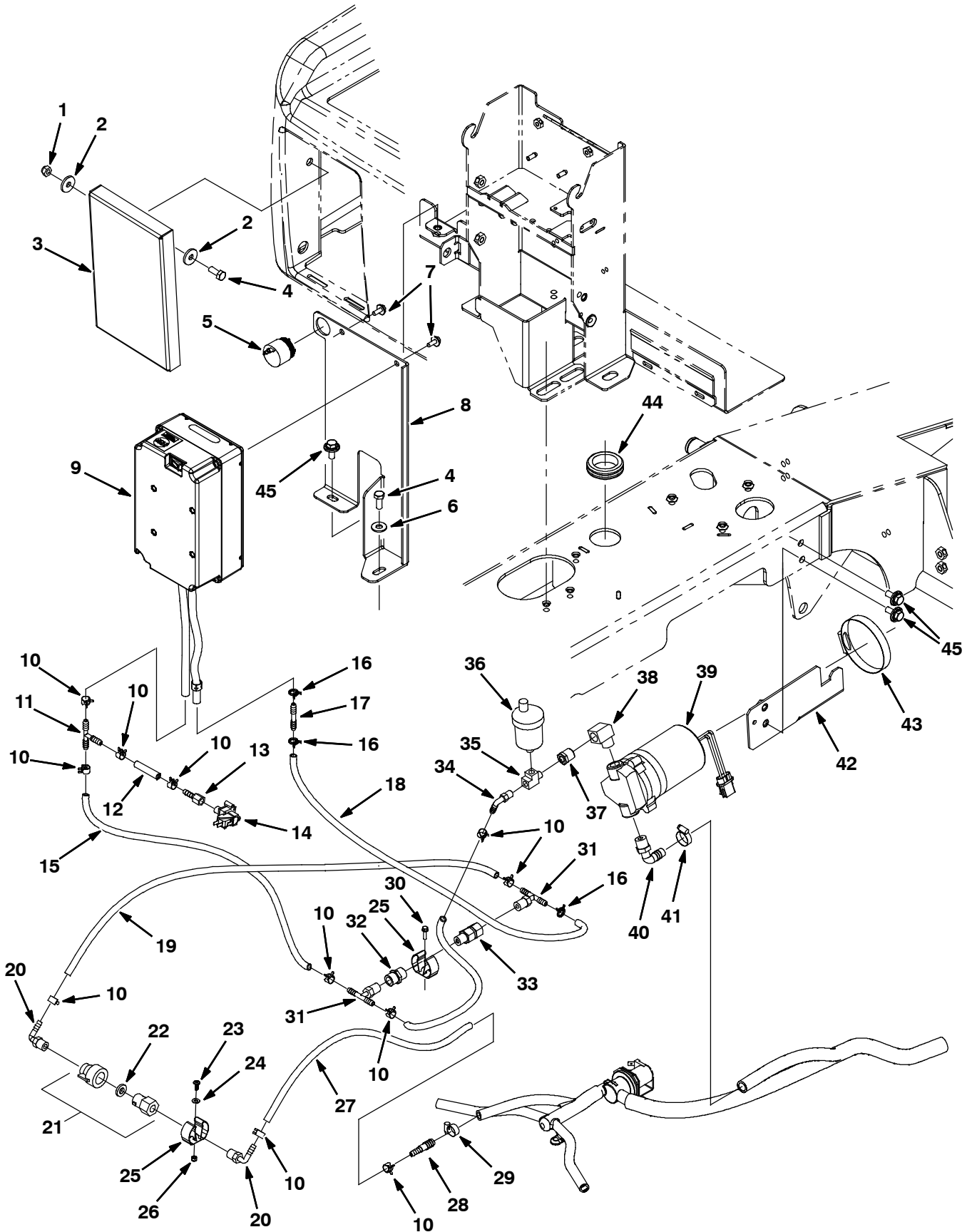


Fig. 2 - ec-H2O Group, Disc Scrub Head (S/N 10419534- 10740597)

Ref.	Part No.	Description	Qty.	
1	08713	Nut, Hex, Lock, M8 X 1.25, NI, Ss	2	
2	1017218	Washer, Flat, 0.32b 1.00d .12, Ss	4	
3	1051138	Bracket, Cover, Fast Opng [T7 Ec- H2o]	1	
4	09740	Screw, Hex, M8 X 1.25 X 20, Ss	3	
5	1052726	[2] Alarm, 9- 48vdc, 95 Db(A) [Ec- H20]	1	
6	01685	Washer, Flat, 0.38b 0.88d .08, Ss	1	
7	1034731	Screw, Hex, M6 X 1.00 X 16, Ss, Sems	2	
8	1050052	[2] Bracket, Module, Ec- H2o [T7]	1	
9	9007970	[2] Module Kit, Replmt [Ec- H2o] (See Breakdown)	1	
9	9006161	[1] Module Kit, Replmt [Ec- H2o] (See Breakdown)	1	
10	603654	Clamp, Hose, Ear, .44d [Ctb]	11	
11	150713	Fitting, Plstc, Tee, Bm04/Bm04/Bm04	1	
12	575523000	Hose, Pvc, Brd, 0.25id 0.44od 043.5l,Clr	1	
13	150520	Fitting, Brs, Str, Bm04/Pf02	1	
14	1044415	Switch, Press, 20psi, Pm02	1	
15	575523000	Hose, Pvc, Brd, 0.25id 0.44od 043.5l,Clr	1	
16	613735	Clamp, Hose, Wir, .40 - .42, Yel	3	
17	1052705	Fitting, Plstc, Str, Bm04/Bm04	1	
18	1006415	Hose, Afrmkt, Pvc, Clr, 0.25id, 03ft	1	
19	575523000	Hose, Pvc, Brd, 0.25id 0.44od 043.5l,Clr	1	
20	1011170	Fitting, Plstc, E90, Bm04/Pm04, Nyl	2	
▽	21	1043866	Fitting Assy, Qdc, Pf04	1
▲	22	1047655	Washer, Flat, 0.40b 0.75d .12 [Viton]	1
	23	607006	Screw, Trs, M4 X 0.70 X 12, Phl, Pl	1
	24	140011	Washer, Flat, 0.21b 0.45d .03, Ss	1
25	1014295	Clip, Grip, Hose, 0.75- 1.12, Stl,Blk Vyl	2	
26	33932	Nut, Hex, Lock, M4 X 0.70, NI, Ss	1	
27	575523000	Hose, Pvc, Brd, 0.25id 0.44od 043.5l,Clr	1	
28	1039557	Fitting, Plstc, Str, Bm04/Bm06	1	
29	43844	Clamp, Hose, Wormdrive, 0.25- 0.62d, .31w	1	
30	1016520	Screw, Hex, M4 X 0.70 X 16, Fmg, Ss	1	
31	607306	Fitting, Plstc, Tee, Bm04/Bm04/Pm04, Br	2	
32	150302	Fitting, Brs, Str, Pf04/Pf04	1	
33	1044790	Valve, Check, 0025psi Pm04/Pf04	1	
34	1037595	Fitting, Plstc, E90, Bm04/Pm02, Nyl	1	
35	26426	Fitting, Brs, Tee, Pf02/Pf02/Pm02, Run	1	
36	1017386	[2] Valve, Vent, Air, Float Type	1	
37	24698	Fitting, Brs, Str, Pf02/Pm06	1	
38	24584	Fitting, Brs, E90, Pf06/Pm06, Spcl	1	
▽	39	1042495	Pump, Soltn, Ele, 24vdc, 35psi	1
▲	9004759	Pump Kit, Head, Soltn [Ec- H2o]	1	
▲	78950	Connector, Fem, 2cav, Mp280 Sealed	1	
▲	78951	Terminal, Fem, Mp280, Sealed, 18- 16ga	1	
▲	10917	Seal, Wire, 14/16ga [Wp / Mp280 Sealed]	1	
▲	78952	Lock, Secondary, 2cav, Mp280 Sealed	1	
40	64778	Fitting, Plstc, E90, Bm08/Pm06	1	
41	54333	Clamp, Hose, Wormdrive, 0.31- 0.88d, .31w	1	
42	1014617	Bracket, Pump, Soltn	1	
43	43555	Clamp, Hose, Wormdrive, 2.50- 3.50d, .50w	1	
44	10632- 13	Grommet, Rbr, 1.50id, F/1.8h, .19 Matl	1	
45	1020341	Screw, Hex, M8 X 1.25 X 20, Ss, Sems	3	

[1] Serial number (10419534- 10449321)

[2] Serial number (10449322- 10740597)

Fig. 3 - ec-H2O NanoClean Group, Cylindrical Scrub Head (S/N 10740598-)

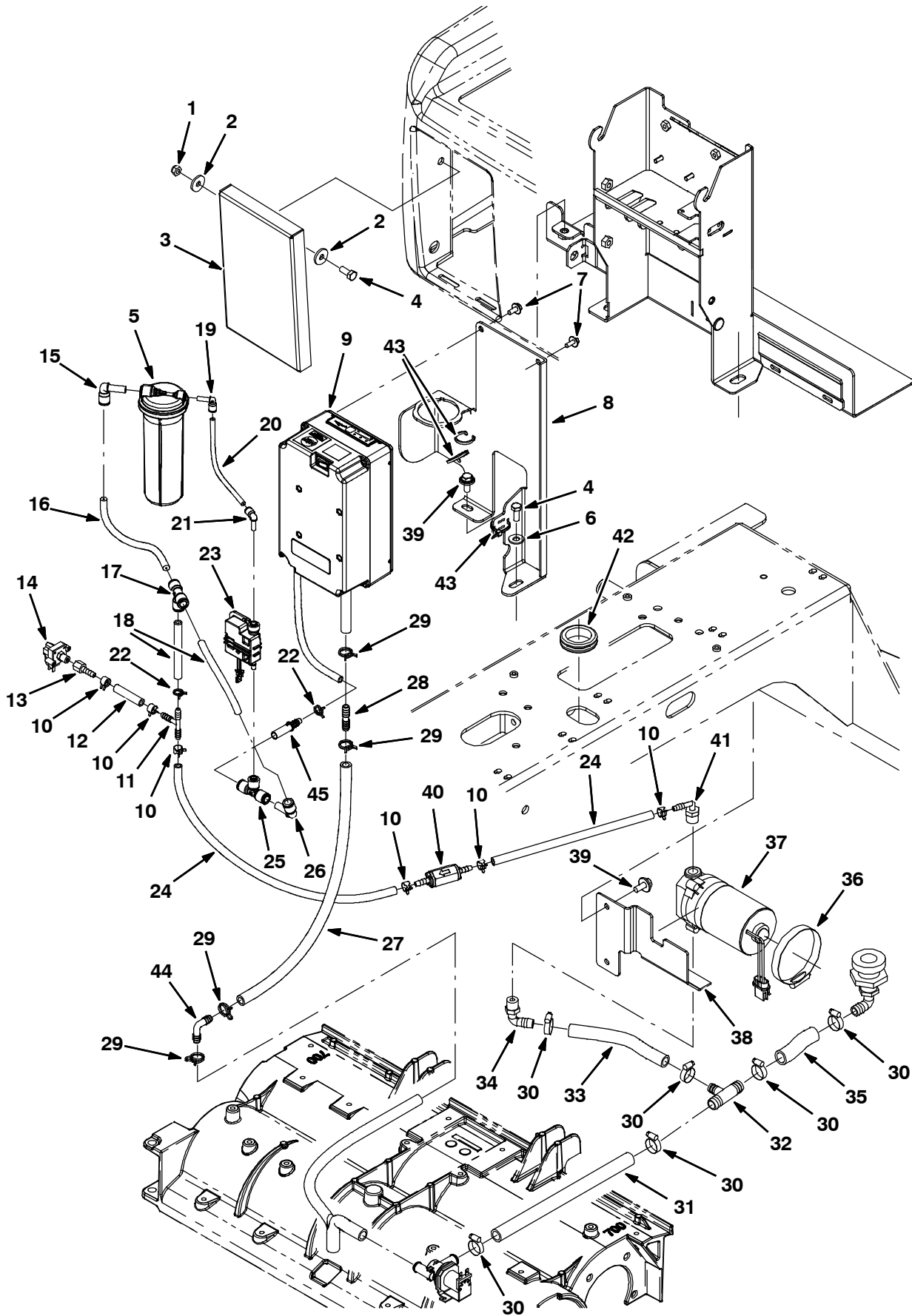


Fig. 3 - ec-H2O NanoClean Group, Cylindrical Scrub Head (S/N 10740598-)

Ref.	Part No.	Description	Qty.	
1	08713	Nut, Hex, Lock, M8 X 1.25, Ni, Ss	2	
2	1017218	Washer, Flat, 0.32b 1.00d .12, Ss	4	
3	1051138	Bracket, Cover, Fast Opng [T7 Ec- H2o]	1	
4	09740	Screw, Hex, M8 X 1.25 X 20, Ss	3	
5	9013646	③ Cartridge, Ec- H2o Nanoclean Wcm, 270ml	1	
6	01685	Washer, Flat, 0.38b 0.88d .08, Ss	1	
7	1034731	Screw, Hex, M6 X 1.00 X 16, Ss, Sems	2	
8	1216192	③ Bracket, Module, Ec- H20 [T7]	1	
9	9021553	⑥ Module Kit, Replmt [Ec- H2o, B 02] (See Breakdowns)	1	
9	9020643	⑤ Module Kit, Replmt [Ec- H2o, B 02] (See Breakdowns) (Replaced By 9021553)	1	
9	9011810	④ Module Kit, Replmt [Ec- H2o, B 02] (See Breakdowns) (Replaced By 9021553)	1	
10	603654	③ Clamp, Hose, Ear, .44d [Ctb]	5	
11	150713	Fitting, Plstc, Tee, Bm04/Bm04/Bm04	1	
12	575523000	Hose, Pvc, Brd, 0.25id 0.44od 043.5l,Clr	1	
13	150520	Fitting, Brs, Str, Bm04/Pf02	1	
14	1044415	Switch, Press, 20psi, Pm02	1	
15	1215186	③ Fitting, Plstc, E90, Qf06/Qm06	1	
16	9014146	③ Hose, Afmkt, Pvc, 0.06id .38od, 05ft	1	
17	1212573	③ Fitting, Plstc, Tee, Qf06/Qf06/Qf06	1	
18	1014987	③ Hose, Afmkt, Pvc, Clr, 0.25id, 01ft	1	
19	1214339	③ Fitting, Plstc, E90, Qfo4/Qm04	1	
20	9014147	③ Hose, Afmkt, Pvc, 0.06id .25od, 05ft	1	
21	1214339	③ Fitting, Plstc, E90, Qfo4/Qm04	1	
22	613735	Clamp, Hose, Wir, .40 - .42, Yel	2	
23	1216973	③ Pump Assy, Dispenser	1	
24	9014210	③ Hose , Afmkt, Pvc, Brd .25id .44od, 05ft	1	
25	1212855	③ Fitting, Plstc, Tee, Qf04/Qf06/Qf06	1	
26	1215186	③ Fitting, Plstc, E90, Qf06/Qm06	1	
27	1006400	③ Hose, Afmkt, Pvc, Brd, 0.38id, 03ft, Clr	1	
28	20950	③ Fitting, Plstc, Str, Bm06/Bm06	1	
29	607775	③ Clamp, Hose, Wir, .63 - .66, Blk	4	
30	54333	Clamp, Hose, Wormdrive, 0.31- 0.88d, .31w	6	
31	1015026	Hose, Afmkt, Pvc, Brd, 0.62id, 03ft, Clr	1	
32	1015486	Fitting, Plstc, Tee, Bm08/Bm10/Bm10, Br	1	
33	1031304	Hose, Pump (376716)	1	
34	64778	Fitting, Plstc, E90, Bm08/Pm06	1	
35	1031738	Hose, Pvc, Brd, 0.62id 0.88od [C460117]	1	
36	43555	Clamp, Hose, Wormdrive, 2.50- 3.50d, .50w	1	
▽	37	1042495	Pump, Soltn, Ele, 24vdc, 35psi	1
▲	9004759	Pump Kit, Head, Soltn [Ec- H2o]	1	
▲	78950	Connector, Fem, 2cav, Mp280 Sealed	1	
▲	78951	Terminal, Fem, Mp280, Sealed, 18- 16ga	1	
▲	10917	Seal, Wire, 14/16ga [Wp / Mp280 Sealed]	1	
▲	78952	Lock, Secondary, 2cav, Mp280 Sealed	1	
38	1029095	Bracket, Pump, Soltn	1	
39	1020341	Screw, Hex, M8 X 1.25 X 20, Ss, Sems	3	
40	1216879	③ Valve, Check, 0005psi Bm04/Bm04	1	
41	150417	③ Fitting, Plstc, E90, Bm04/Pm06	1	
42	10632- 13	Grommet, Rbr, 1.50id, F/1.8h, .19 Matl	1	
43	130773	③ Tie, Cable, Nyl, 11.0l, .14w, 3.0 Max. D	3	
44	20951	③ Fitting, Plstc, E90, Bm06/Bm06	1	
45	1212857	Fitting, Plstc, Str, Qm06/Bm04	1	

③ Serial number (10740598-)

④ Serial number (10740598- 10998255)

⑤ Serial number (10998256- SEP2023)

⑥ Serial number (OCT2022-)

Fig. 4 - ec-H2O Group, Cylindrical Scrub Head (S/N 10419534-10740597)

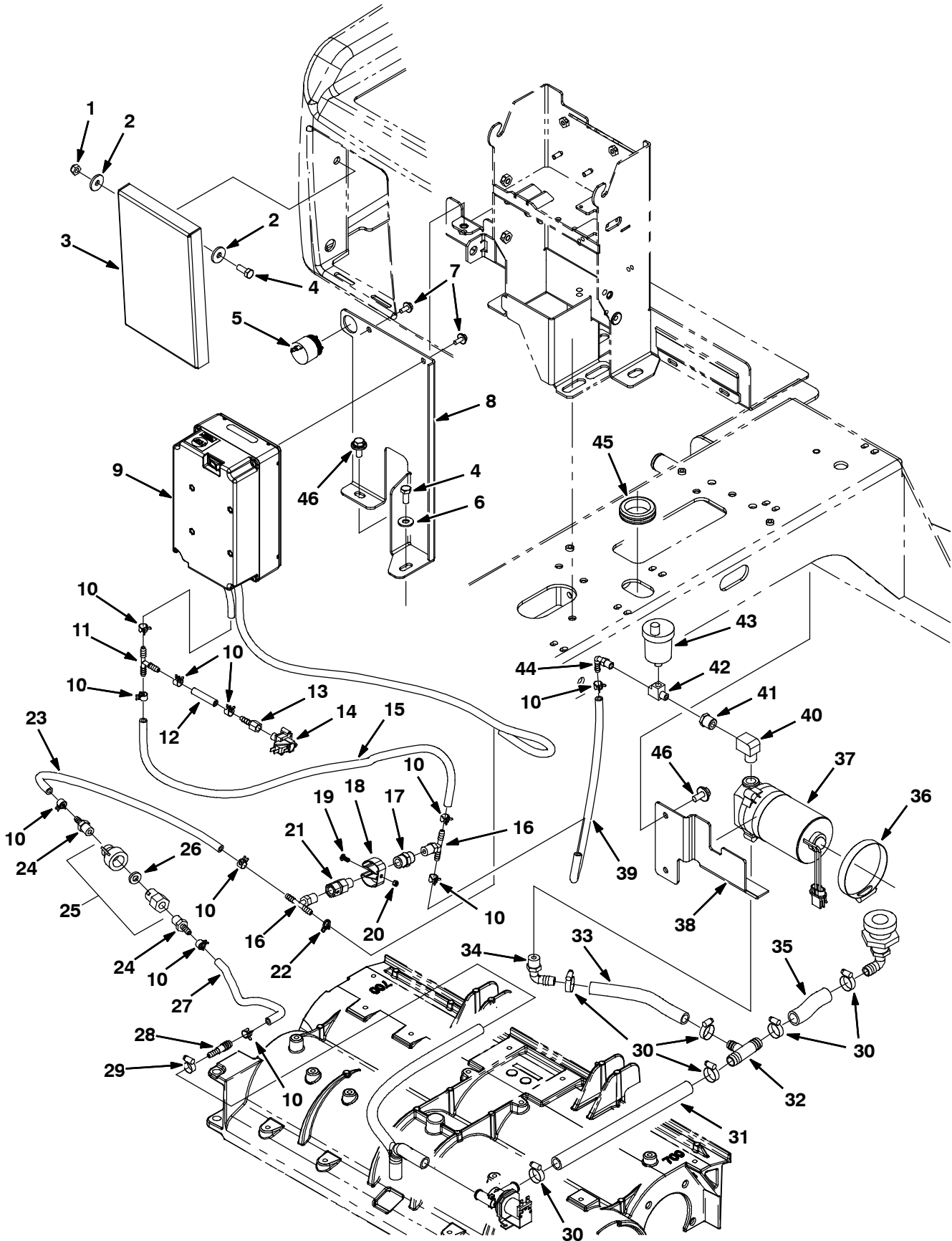


Fig. 4 - ec-H2O Group, Cylindrical Scrub Head (S/N 10419534- 10740597)

Ref.	Part No.	Description	Qty.	
1	08713	Nut, Hex, Lock, M8 X 1.25, NI, Ss	2	
2	1017218	Washer, Flat, 0.32b 1.00d .12, Ss	4	
3	1051138	Bracket, Cover, Fast Opng [T7 Ec- H2o]	1	
4	09740	Screw, Hex, M8 X 1.25 X 20, Ss	3	
5	1052726	② Alarm, 9- 48vdc, 95 Db(A) [Ec- H20]	1	
6	01685	Washer, Flat, 0.38b 0.88d .08, Ss	1	
7	1034731	Screw, Hex, M6 X 1.00 X 16, Ss, Sems	2	
8	1050052	② Bracket, Module, Ec- H2o [T7]	1	
9	9007970	② Module Kit, Replmt [Ec- H2o] (See Breakdown)	1	
9	9006161	① Module Kit, Replmt [Ec- H2o] (See Breakdown)	1	
10	603654	Clamp, Hose, Ear, .44d [Ctb]	11	
11	150713	Fitting, Plstc, Tee, Bm04/Bm04/Bm04	1	
12	575523000	Hose, Pvc, Brd, 0.25id 0.44od 043.5l,Clr	1	
13	150520	Fitting, Brs, Str, Bm04/Pf02	1	
14	1044415	Switch, Press, 20psi, Pm02	1	
15	575523000	Hose, Pvc, Brd, 0.25id 0.44od 043.5l,Clr	1	
16	607306	Fitting, Plstc, Tee, Bm04/Bm04/Pm04, Br	2	
17	150302	Fitting, Brs, Str, Pf04/Pf04	1	
18	1014295	Clip, Grip, Hose, 0.75- 1.12, Stl,Blk Vyl	1	
19	607006	Screw, Trs, M4 X 0.70 X 12, Phl, PI	1	
20	33932	Nut, Hex, Lock, M4 X 0.70, NI, Ss	1	
21	1044790	② Valve, Check, 0025psi Pm04/Pf04	1	
22	613735	Clamp, Hose, Wir, .40 - .42, Yel	1	
23	575523000	Hose, Pvc, Brd, 0.25id 0.44od 043.5l,Clr	1	
24	50901	Fitting, Plstc, Str, Bm04/Pm04	2	
▽	25	1043866	Fitting Assy, Qdc, Pf04	1
▲	26	1047655	Washer, Flat, 0.40b 0.75d .12 [Viton]	1
	27	575523000	Hose, Pvc, Brd, 0.25id 0.44od 043.5l,Clr	1
	28	1039557	Fitting, Plstc, Str, Bm04/Bm06	1
	29	43844	Clamp, Hose, Wormdrive, 0.25- 0.62d, .31w	1
	30	54333	Clamp, Hose, Wormdrive, 0.31- 0.88d, .31w	6
	31	1015026	Hose, Afmkt, Pvc, Brd, 0.62id, 03ft, Clr	1
	32	1015486	Fitting, Plstc, Tee, Bm08/Bm10/Bm10, Br	1
	33	1031304	Hose, Pump (376716)	1
	34	64778	Fitting, Plstc, E90, Bm08/Pm06	1
	35	1031738	Hose, Pvc, Brd, 0.62id 0.88od [C460117]	1
	36	43555	Clamp, Hose, Wormdrive, 2.50- 3.50d, .50w	1
▽	37	1042495	Pump, Soltn, Ele, 24vdc, 35psi	1
▲		9004759	Pump Kit, Head, Soltn [Ec- H2o]	1
▲		78950	Connector, Fem, 2cav, Mp280 Sealed	1
▲		78951	Terminal, Fem, Mp280, Sealed, 18- 16ga	1
▲		10917	Seal, Wire, 14/16ga [Wp / Mp280 Sealed]	1
▲		78952	Lock, Secondary, 2cav, Mp280 Sealed	1
	38	1029095	Bracket, Pump, Soltn	1
	39	575523000	Hose, Pvc, Brd, 0.25id 0.44od 043.5l,Clr	1
	40	24584	Fitting, Brs, E90, Pf06/Pm06, Spcl	1
	41	24698	Fitting, Brs, Str, Pf02/Pm06	1
	42	26426	Fitting, Brs, Tee, Pf02/Pf02/Pm02, Run	1
	43	1017386	② Valve, Vent, Air, Float Type	1
	44	1037595	Fitting, Plstc, E90, Bm04/Pm02, Nyl	1
	45	10632- 13	Grommet, Rbr, 1.50id, F/1.8h, .19 Matl	1
	46	1020341	Screw, Hex, M8 X 1.25 X 20, Ss, Sems	3

① Serial number (10419534- 10449321)

② Serial number (10449322- 10740597)

Fig. 5 - Iris Telemetry Group

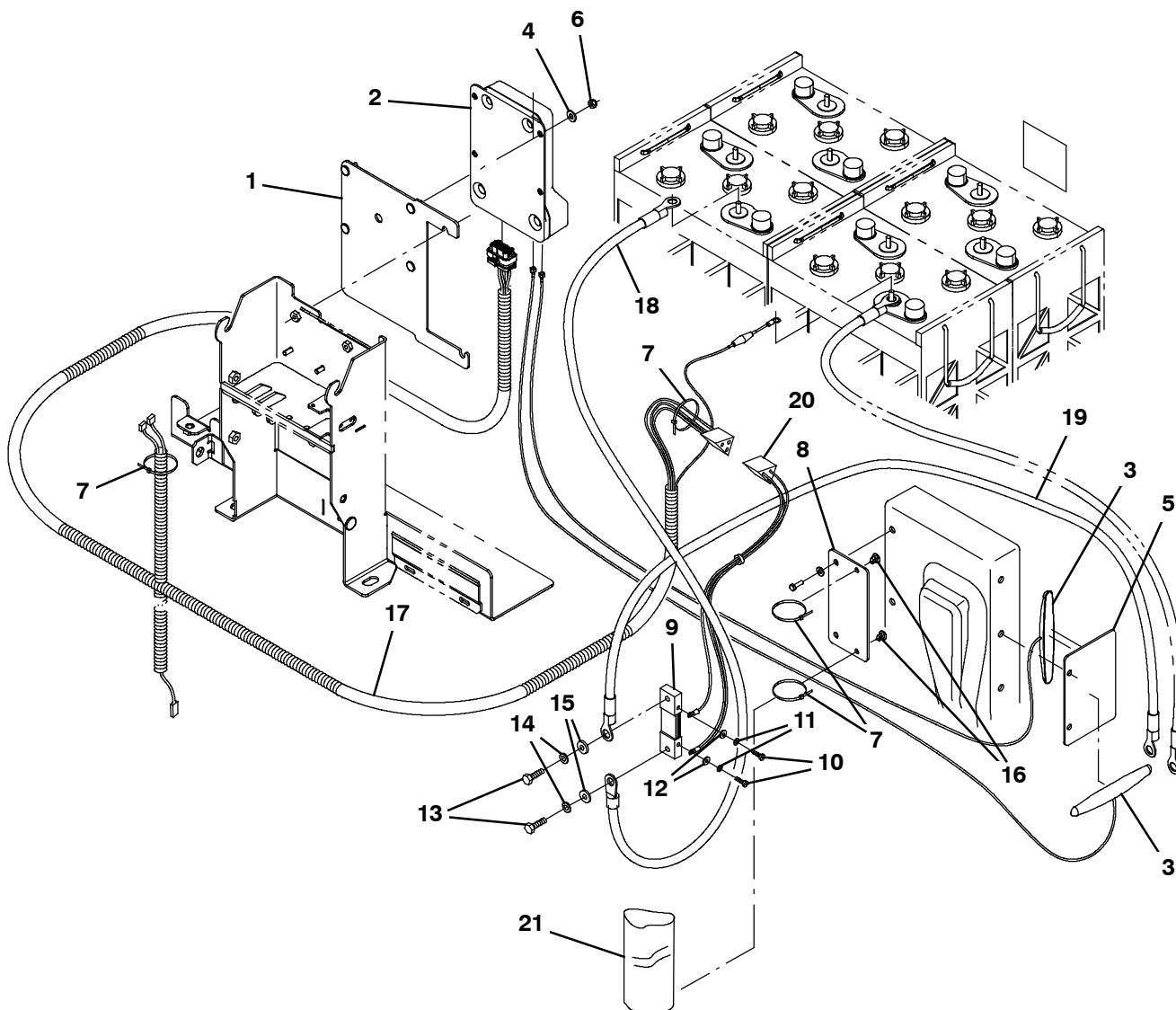


Fig. 5 - Iris Telemetry Group

Ref.	Part No.	Description	Qty.
	1 1216714	① Bracket Wldt, Module	1
▽	9021969	① Telemetry Kit, 3g- 4g, Na [B5, B7, T7]	1
▲	2 9010085	① Control Box Assy Kit, Replmt, Telem[Usa] (USA Only - Upgrade from 3G to 4G Order Kit 9021969)	1
	2 9010086	① Control Box Assy Kit, Replmt, Telem[Intl]	1
▲	3 1247522	③ Antenna, Telem [4g, 72"]	2
	3 1070659	② Antenna, Telem, 70 In [Gprs] (Replaced By 1247522) (USA Only - Upgrade from 3G to 4G Order Kit 9021969)	1
	4 32483	① Washer, Flat, 0.25, Sae	4
	5 1216382	① Bar, Mtg, Antenna, Telem	1
	6 08708	① Nut, Hex, Lock, M6 X 1.00, NI	4
	7 130773	① Tie, Cable, Nyl, 11.0l, .14w, 3.0 Max. D	15
	8 1215943	① Bracket, Shunt	1
	9 1217304	① Shunt [Empro, 250amp/50mv, Metric]	1
	10 391403	① Screw, Pan, Phl, M4 X 0.70 X 8, Ss	2
	11 02938	① Washer, Lock, Int, 08, Ss	2
	12 41578	① Washer, Flat, 06, Ss	2
	13 15675	① Screw, Hex, M8 X 1.25 X 16, Ss	2
	14 01685	① Washer, Flat, 0.38b 0.88d .08, Ss	2
	15 43952	① Washer, Lock, Int, 0.31, Ss	2
	16 1202868	① Clip, Tie, 0.25D, Plstc	2
▽	17 1074466	① Harness, Ele, [Telem, T7]	1
▲	9009990	① Fuse, 002a, 250vdc, Cartridge	1
	18 1074488	① Cable, 04ga, 36.0l, Blk .31ring/.31ring	1
	19 1074489	① Cable, 04ga, 40.0l, Blk .25ring/.31ring	1
	20 1074595	① Harness, Ele [Telem, Shunt]	1
	21 1217818	① Heatshrink [1.5" Dia., 7.0" Sections]	1

① Serial number (10740598-)

② Serial number (10740598- 10978463)

③ Serial number (10978464-)

Fig. 6 - Kit, Iris Telemetry Battery Manager

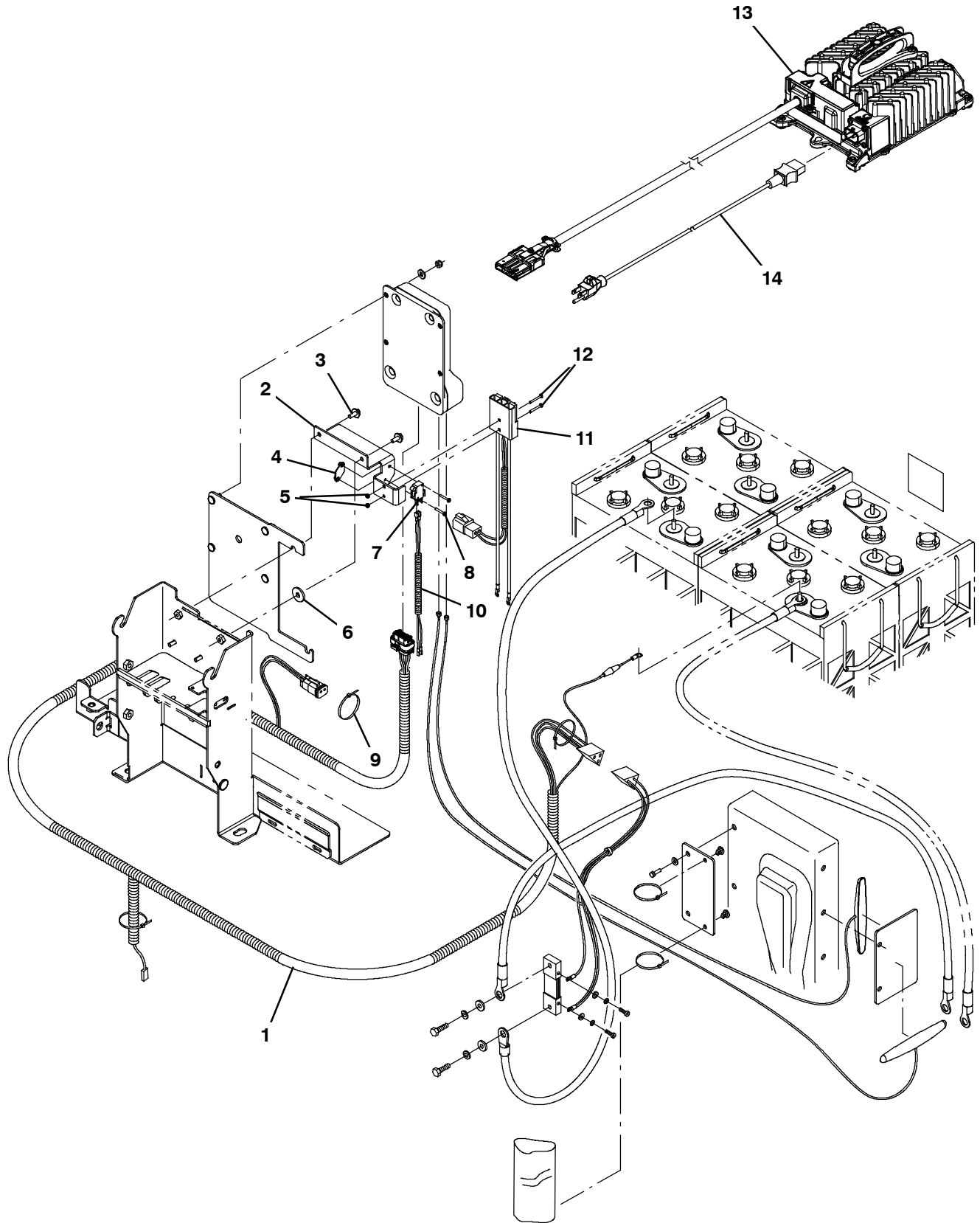


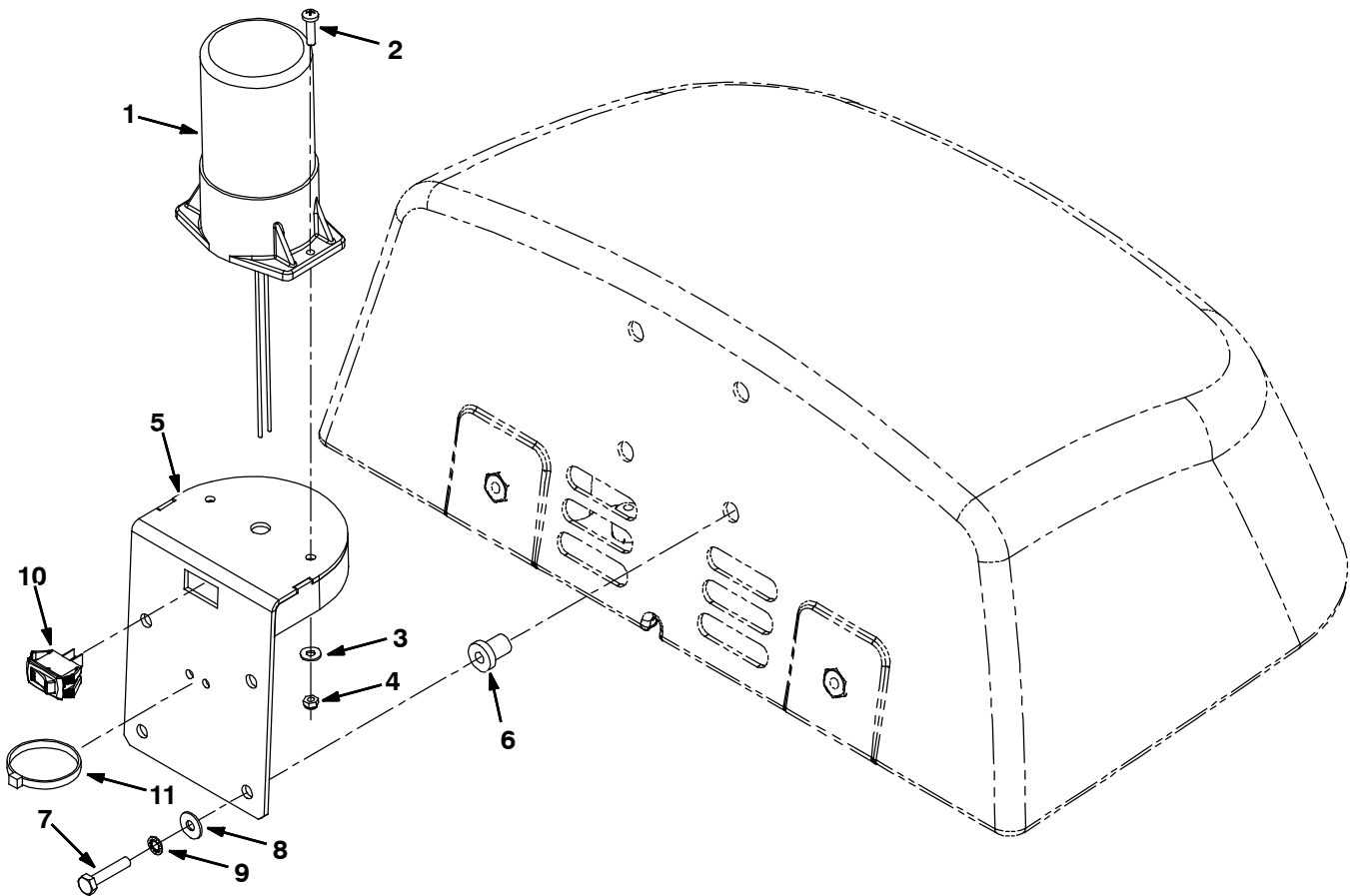
Fig. 6 - Kit, Iris Telemetry Battery Manager

Ref.	Part No.	Description	Qty.
▽	9015309	① Harness Kit, Amii, Ci [T7] (Kit Needed to Add Iris Battery Manager Functionality to Telemetry Models)	1
▲▽	1 1074466	① Harness, Ele, [Telem, T7]	1
▲▲	9009990	① Fuse, 002a, 250vdc, Cartridge	1
▲	2 1230028	② Bracket, Switch, Charger [T7]	1
▲	3 1034731	② Screw, Hex, M6 X 1.00 X 16, Sems, Ss	2
▲	4 1013705	② Plate, Thread, Switch, M3 Nut, 96hr PI	1
▲	5 579211	② Nut, Hex, Lock, M3 X 0.50, NI, Ss	2
▲	6 1017218	② Washer, Flat, 0.32b 1.00d .12, Ss	1
▲	7 611005	② Switch, Rlr, 16a, Micro	1
▲	8 06922	② Screw, Pan, Phl, M3 X 0.50 X 20, 4.8	2
▲	9 130773	② Tie, Cable, Nyl, 11.0l, .14w, 3.0 Max. D	5
▲	10 1075494	② Cable, Assy, Extension [T7, Faston]	1
▲	11 1075477	② Cable, Assy, Telem [T7, Sbs- Brn]	1
▲	12 06923	② Screw, Pan, Phl, M3 X 0.50 X 25, 4.8	2
▲	13 1230312	② Charger, 24vdc, 650w, 100- 240vac[Off Brd] (Models With Iris Battery Manager Functionality Only)	1
	14 1017079	② Cord, Extn, 16ga /3, 10ft [Sjt] (Not Included In Kit - Use Cord From Current Off- Board Charger)	1

① Serial number (10740598-)

② Serial number (10842681-)

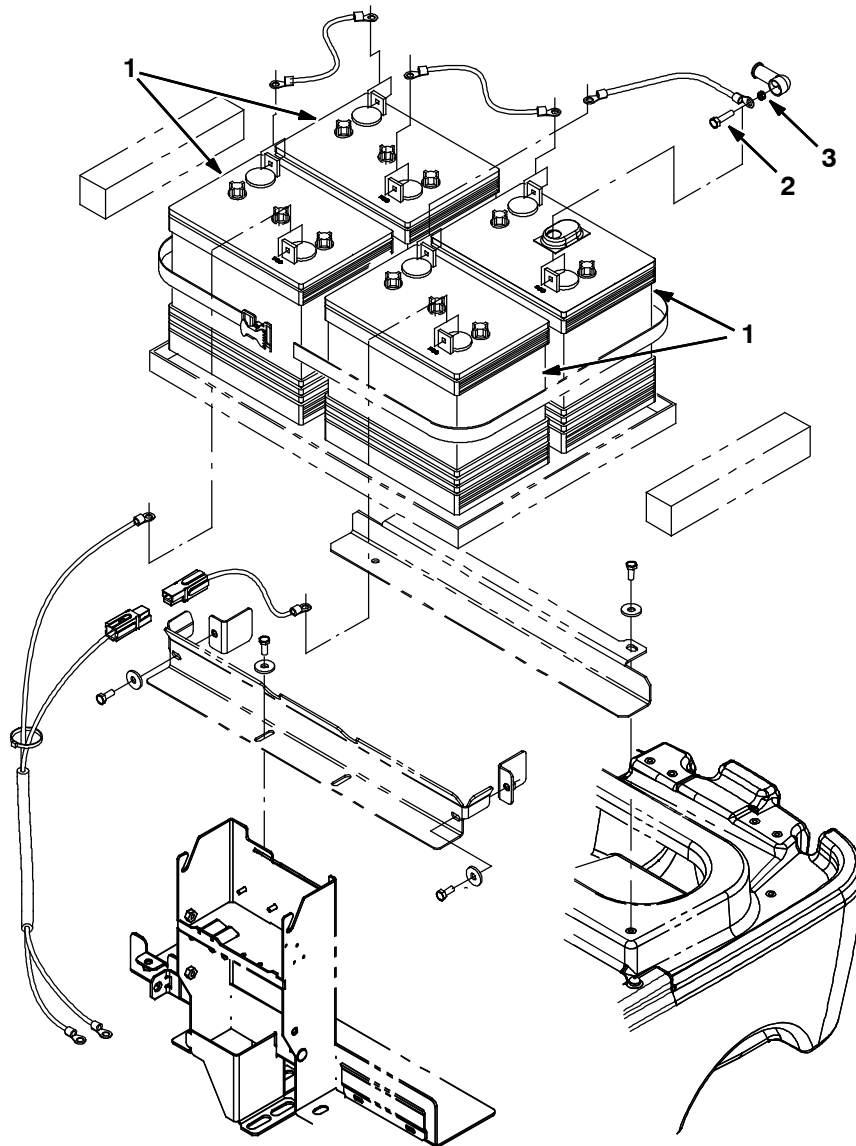
Fig. 7 - Flashing Light Kit



355035

Ref.	Part No.	Description	Qty.
▽	9000581	Light Kit, Flsh, Ci [T7/Ssr]	1
▲	1 1014564	Lamp, Strobe, 12- 80Vdc, 4Watt	1
▲	2 24196	Screw, Pan, M5 X 0.8 X 20, Ss	2
▲	3 01683	Washer, Flat, #10 Ss	2
▲	4 09739	Nut, Hex, Lock, M5 X 0.8, NI, Ss	2
▲	5 1014527	Bracket Wldt, Light, Flsh	1
▲	6 61913	Nut, Isolator, .25- 20 Wall Thk .031- .187	4
▲	7 01699	Screw, Hex, .25- 20 X 1.25, Ss	4
▲	8 01684	Washer, Flat, 0.25 Ss	4
▲	9 07515	Washer, Lock, Int, .25, Ss	4
▲	10 130717	Switch, Rocker, 250vac 15a Spst On/Off	1
▲	11 130040	Tie, Cable, Nyl, 06.0L .12W	1

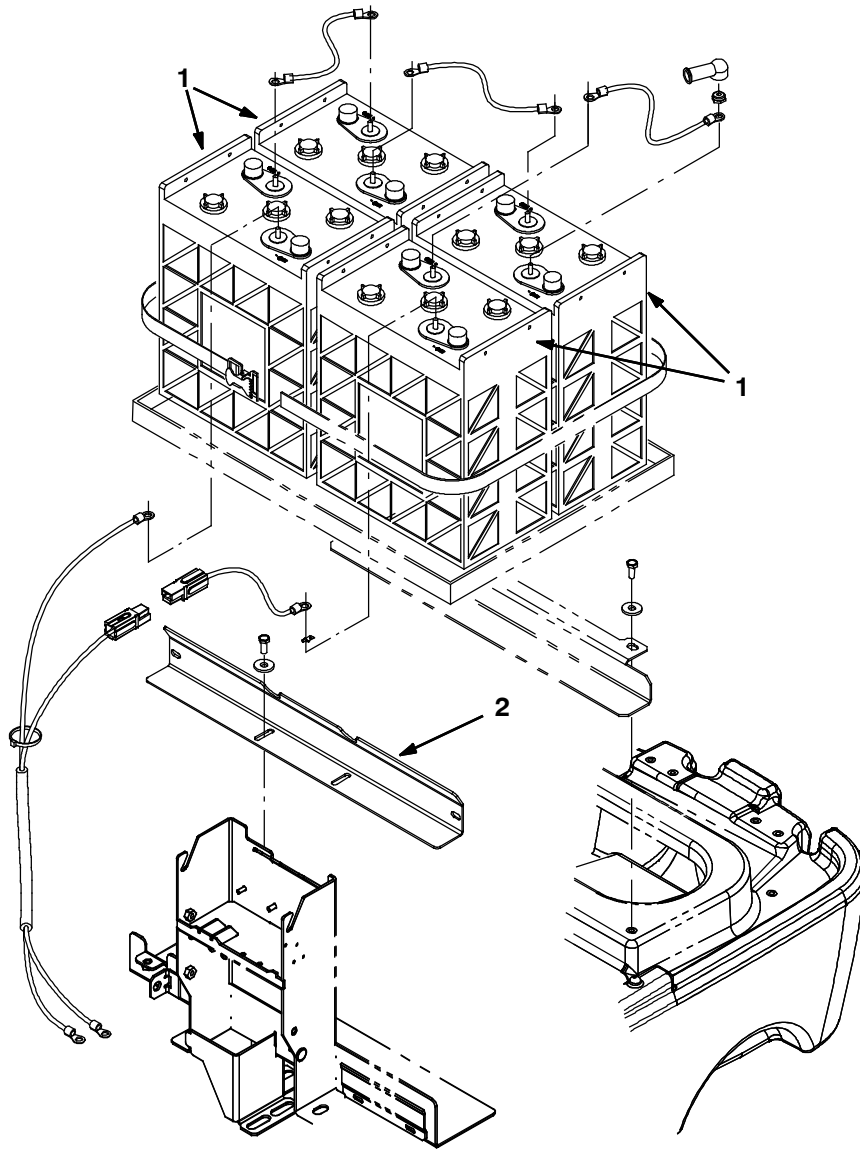
Fig. 8 - Battery Group, 180Ah, Maintenance Free



355036

Ref.	Part No.	Description	Qty.
1	390764	Battery, 06vdc 0180ah, Maint Free	4
2	140221	Screw, Hex, .31- 18 X 1.25, Ss	8
3	140506	Nut, Hex, Std, .31- 18, Ss	8

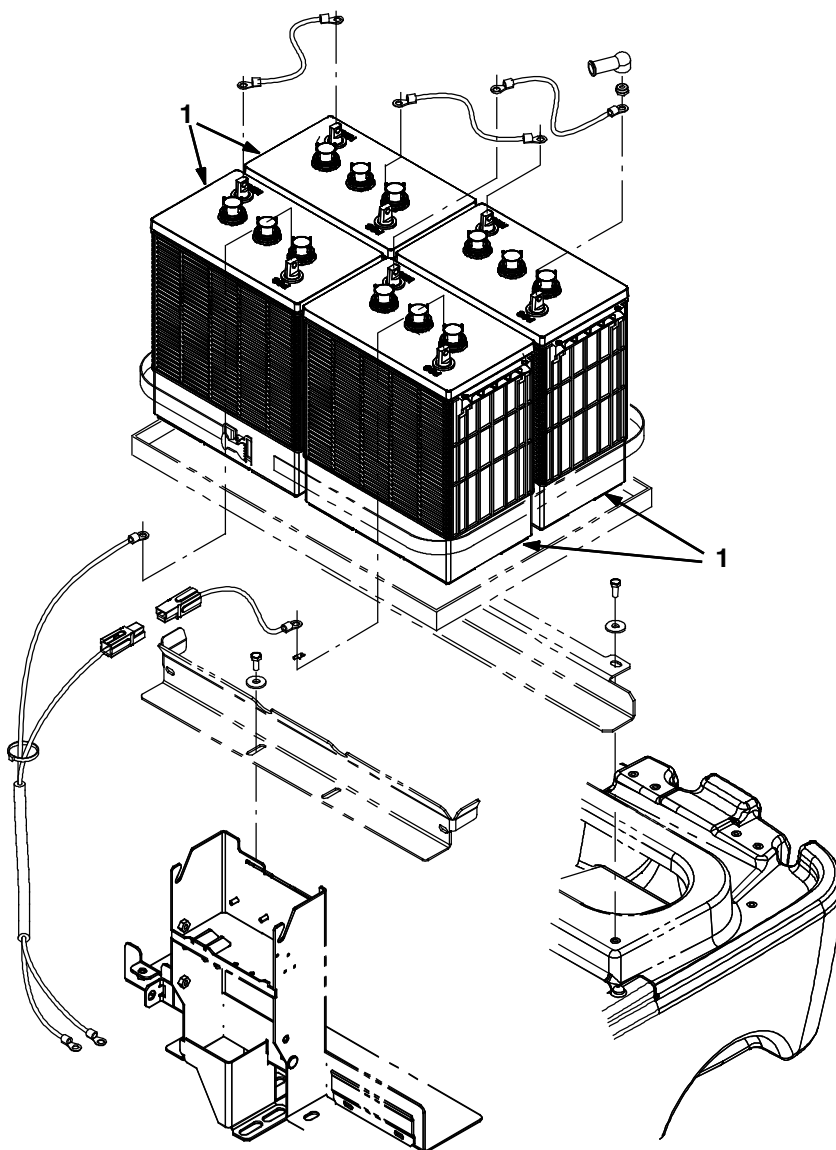
Fig. 9 - Battery Group, 220Ah, Maintenance Free



355037

Ref.	Part No.	Description	Qty.
1	1262245	Battery, Agm, 06vdc 0210ah	4
1	1074042	Battery, Agm, 06vdc, 220ah (Discover) (Replaced By 1262245)	4
2	1042532	Bracket, Battery [T7, 220ah Agm]	1

Fig. 10 - Battery Group, 360Ah



355037

Ref.	Part No.	Description	Qty.
1	1070587	Battery, Wet, 06vdc, 0360ah, W/ Carton	4

Fig. 11 - Battery Charger Kit, On-Board (S/N 10847945-)

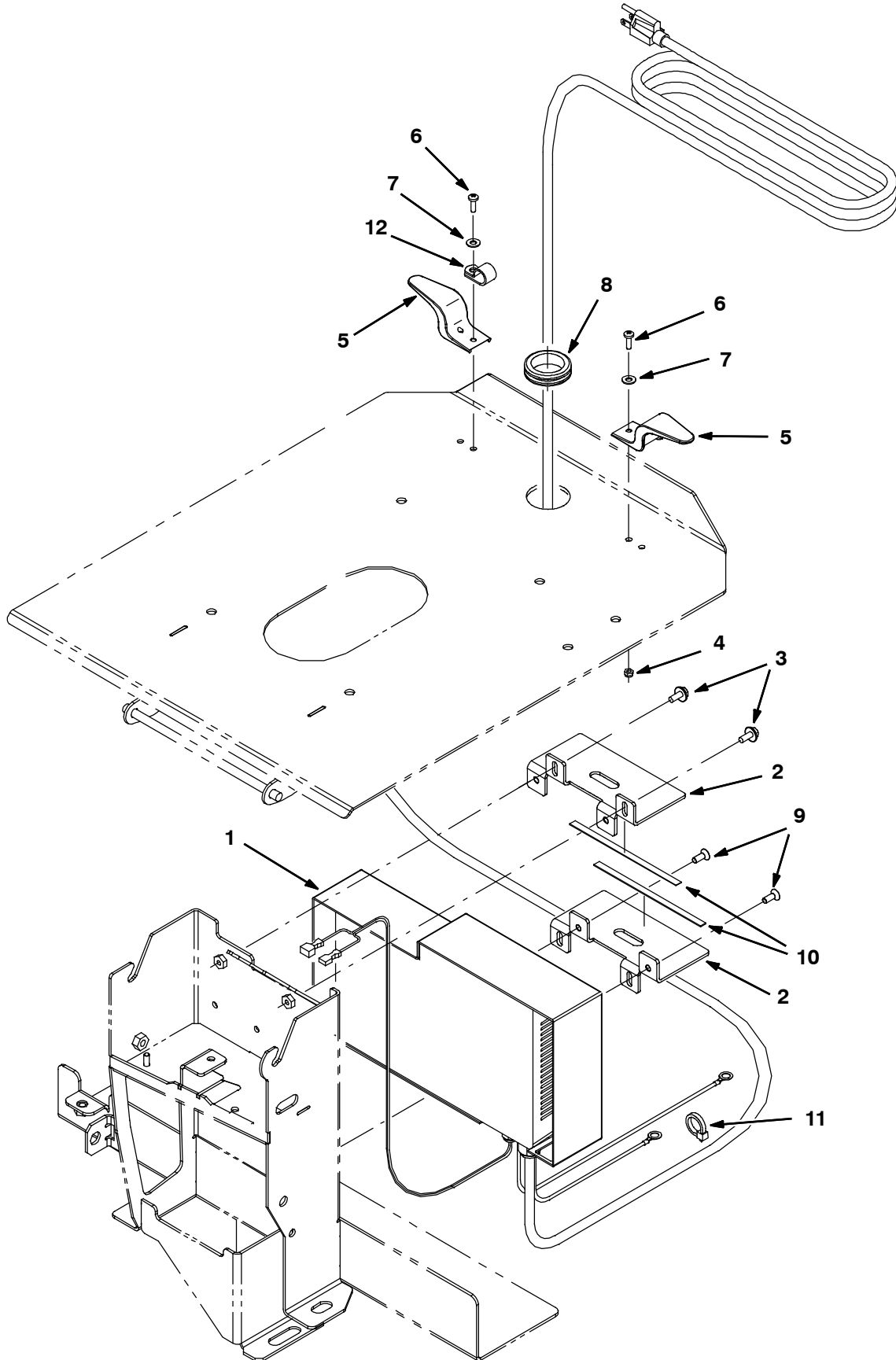


Fig. 11 - Battery Charger Kit, On- Board (S/N 10847945-)

Ref.	Part No.	Description	Qty.
▽	9001994	Charger Kit, Ci [On- Board, T7]	1
▲▽	1 1250064	④ Charger, 24vdc 25a 115vac (T7)	1
▲▲	1206662	Fuse, 015a, 250vac [Baf- 15]	1
▲	2 1231256	④ Bracket, Chrgr, On- Board [T7]	2
▲	3 1034731	④ Screw, Hex, M6 X 1.00 X 16, Ss, Sems	2
▲	4 06549	Nut, Hex, Lock, M5 X 0.80, NI	4
▲	5 230920.BK	Hook, Cord, Blk [Boss]	2
▲	6 06933	Screw, Pan, M5 X 0.80 X 16, 4.8	4
▲	7 19066	Washer, Flat, #10	4
▲	8 10632- 13	② Grommet, Rbr, 1.50id, F/1.8h, .19 Matl	1
▲	9 09163	④ Screw, Flt, Soc, M6 X 1.00 X 16, 18- 8,Ss	2
▲	10 1020280	④ Seal, Afmkt, Rbr, Clsd, Adh, 01ft	1
▲	11 130040	④ Tie, Cable, Nyl, 06.0l .12w	5
▲	12 10632- 13	④ Grommet, Rbr, 1.50id, F/1.8h, .19 Matl	1

② Serial number (10740598-)

④ Serial number (10847945-)

Fig. 12 - Battery Charger Kit, On-Board (S/N 10740598-10847944)

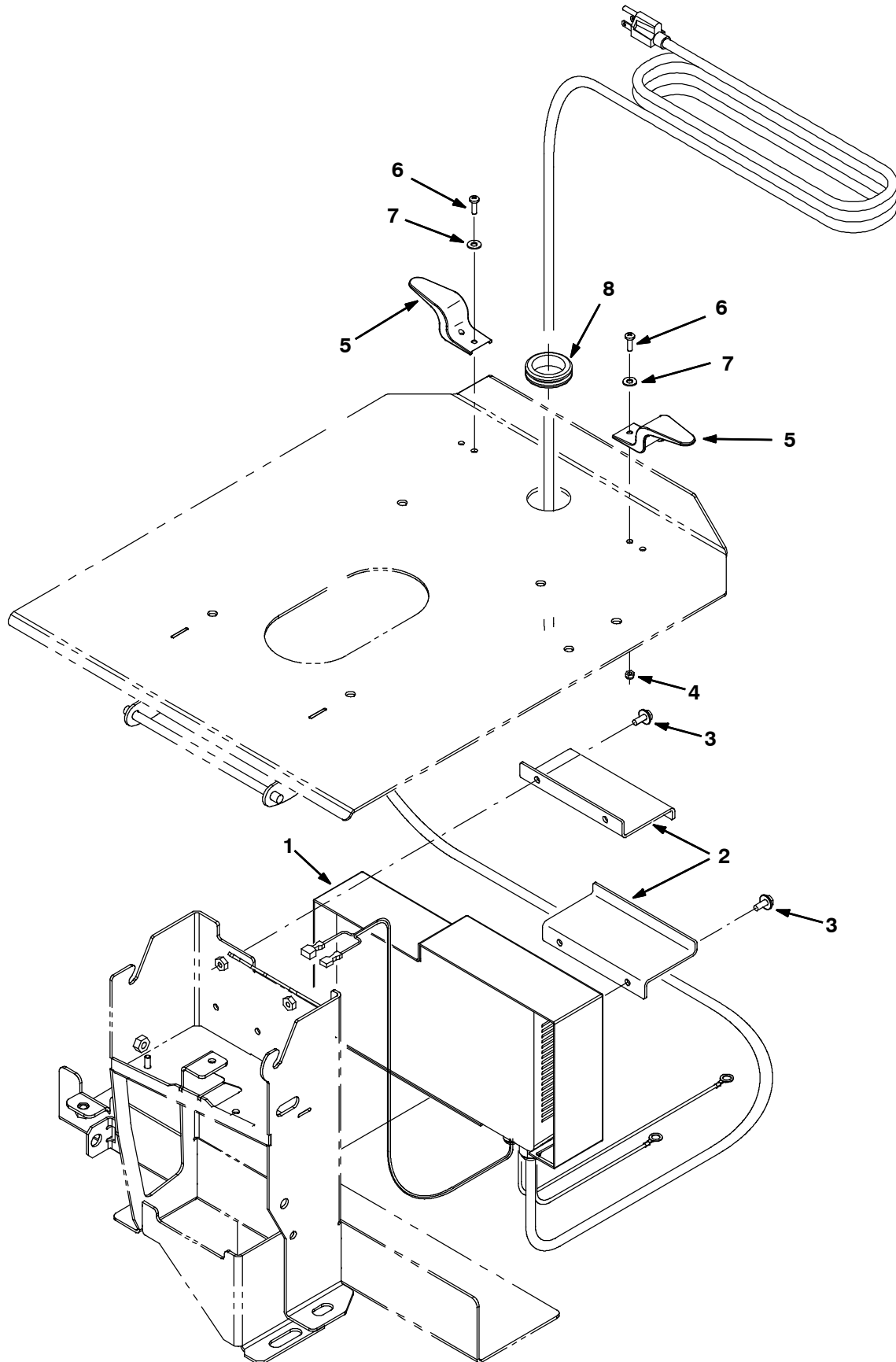


Fig. 12 - Battery Charger Kit, On- Board (S/N 10740598- 10847944)

Ref.	Part No.	Description	Qty.
▽	9001994	Charger Kit, Ci [On- Board, T7]	1
▲▽	1 1031491	③ Charger, 24vdc 25a 115vac [Wet/Gel] (Replaced by 9016185)	1
▲▲	1206662	Fuse, 015a, 250vac [Baf- 15]	1
▲	2 1031180	③ Bracket, Chrgr (Replaced by 9015973)	2
▲	3 1034731	③ Screw, Hex, M6 X 1.00 X 16, Ss, Sems	4
▲	4 06549	Nut, Hex, Lock, M5 X 0.80, NI	4
▲	5 230920.BK	Hook, Cord, Blk [Boss]	2
▲	6 06933	Screw, Pan, M5 X 0.80 X 16, 4.8	4
▲	7 19066	Washer, Flat, #10	4
▲	8 10632- 13	② Grommet, Rbr, 1.50id, F/1.8h, .19 Matl	1

② Serial number (10740598-)

③ Serial number (10000000- 10847944)

Fig. 13 - Battery Charger Kit, On-Board (S/N 10000000-10740597)

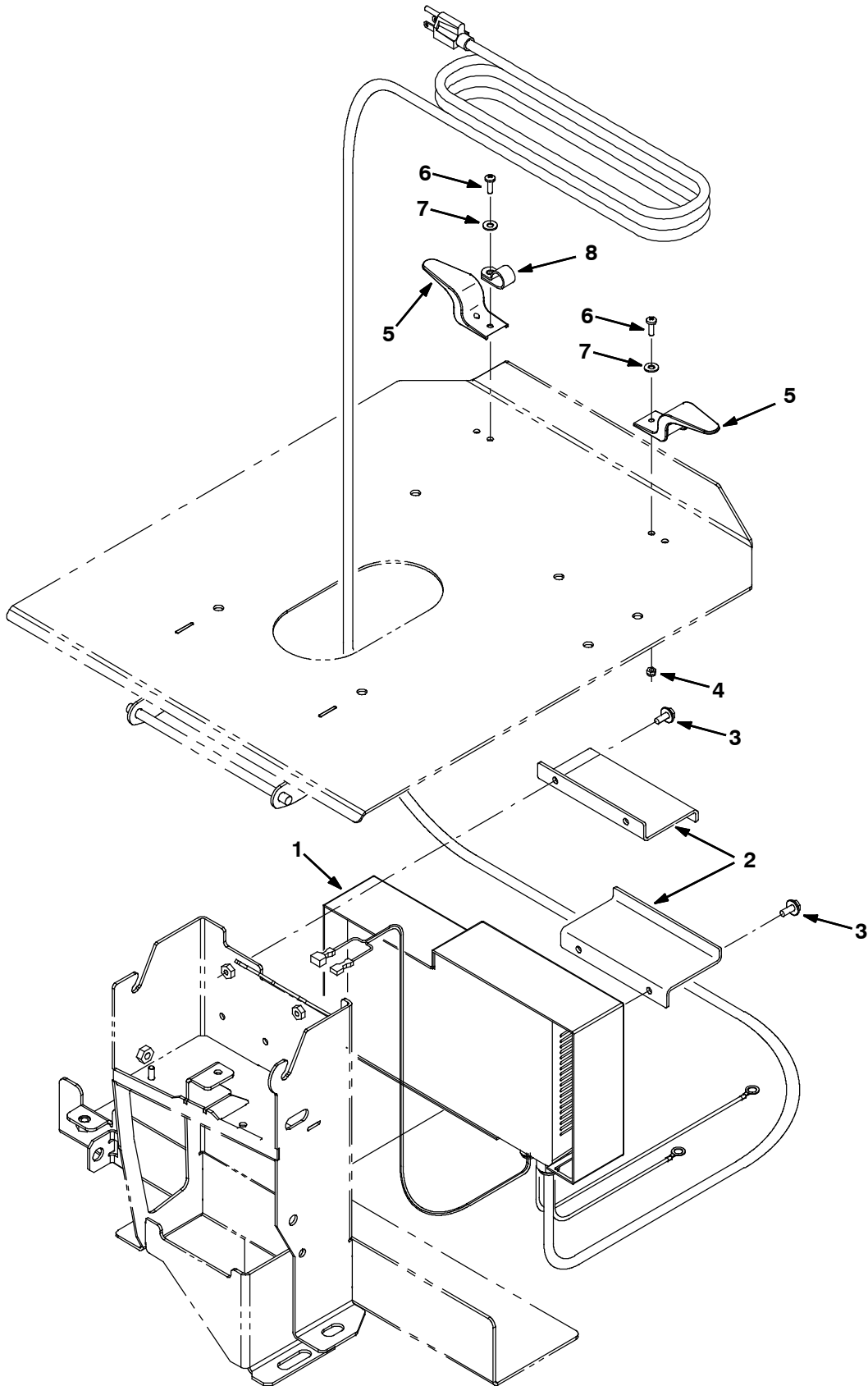


Fig. 13 - Battery Charger Kit, On- Board (S/N 10000000- 10740597)

	Ref.	Part No.	Description	Qty.
▽		9001994	Charger Kit, Ci [On- Board, T7]	1
▲	1	1031491	Charger, 24vdc 25a 115vac [Wet/Gel]	1
▲	2	1031180	Bracket, Chrgr	2
▲	3	1034731	Screw, Hex, M6 X 1.00 X 16, Ss, Sems	4
▲	4	06549	Nut, Hex, Lock, M5 X 0.80, NI	4
▲	5	230920.BK	Hook, Cord, Blk [Boss]	2
▲	6	06933	Screw, Pan, M5 X 0.80 X 16, 4.8	4
▲	7	19066	Washer, Flat, #10	4
▲	8	26395- 2	☐ Clamp, Cable, Stl, 0.38d X 0.38w, 1hole	1

☐ Serial number (10000000- 10740597)

Fig. 14 - Battery Chargers Group, Off-Board

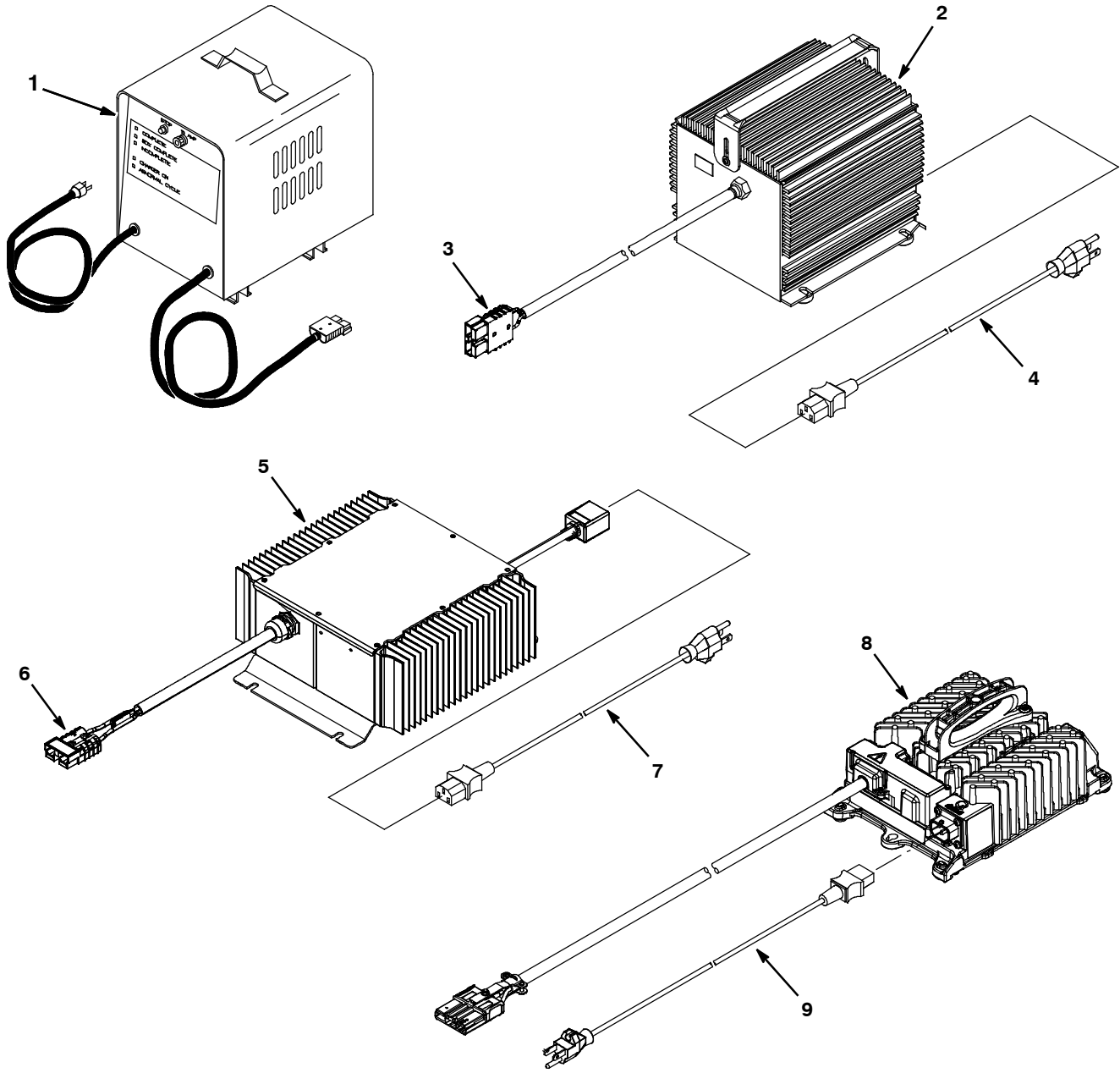


Fig. 14 - Battery Chargers Group, Off-Board

350771

Ref.	Part No.	Description	Qty.	
	1	130871	Charger 24vdc 25amp 120ac/60hz (Replaced By 9009486)	1
▽	2	1029256	Charger, 24vdc, 19a Var Vac 1ph 50/60hz	1
▲	3	605387	Connector, Anderson, 50a,Red W/O Contact	1
▲	4	1017079	Cord, Extn, 16ga /3, 010ft [Sjt]	1
▽	5	9009486	Charger Kit, 24vdc 025a, Ci[W/ Ac Cord]	1
▲	6	605387	Connector, Anderson, 50a,Red W/O Contact	1
▲	7	1017079	Cord, Extn, 16ga /3, 010ft [Sjt]	1
▽	5	9012519	Charger Kit, 24vdc 025a, Ci [Discvr] (For Discover Batteries)	1
▲	6	605387	Connector, Anderson, 50a,Red W/O Contact	1
▲	7	1017079	Cord, Extn, 16ga /3, 010ft [Sjt]	1
	8	1230312	Charger, 24vdc, 650w,100- 240vac[Off Brd] (Models With Iris Battery Manager Functionality Only)	1
	9	1017079	Cord, Extn, 16ga /3, 010ft [Sjt] (Not Included With Charger)	1

Fig. 15 - Manual Battery Watering System (S/N 11021176-)

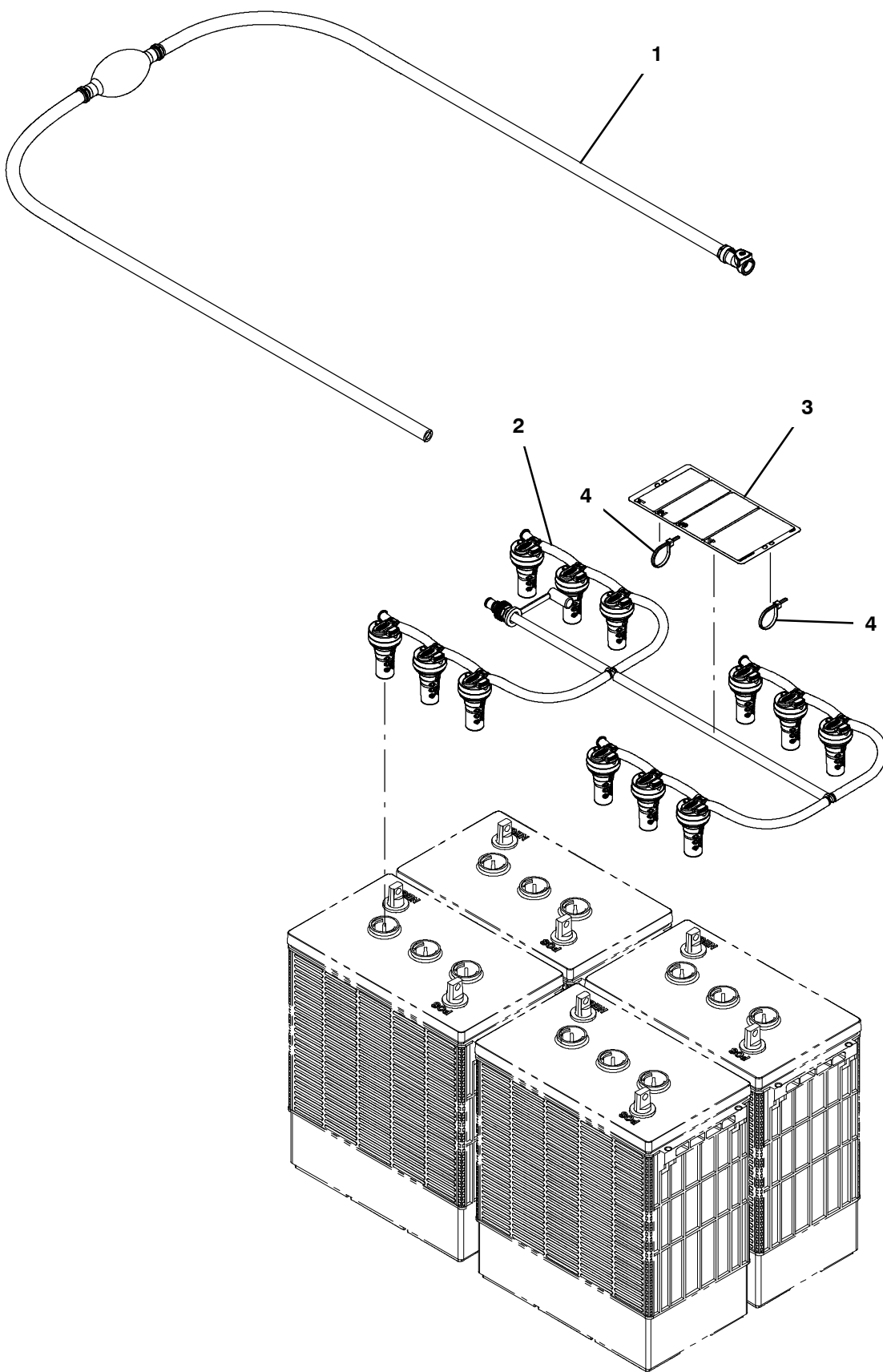


Fig. 15 - Manual Battery Watering System (S/N 11021176-)

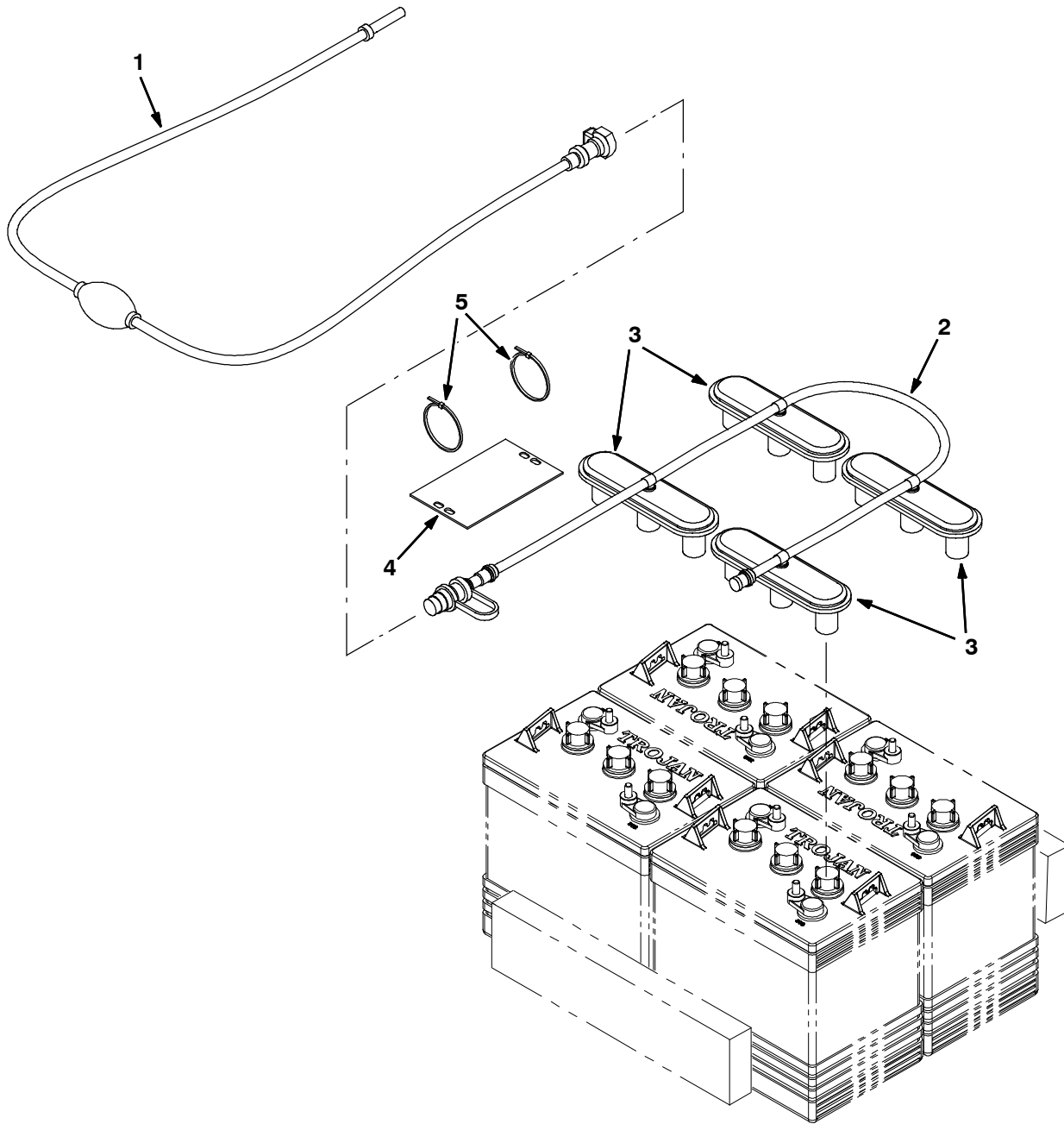
	Ref.	Part No.	Description	Qty.
▽		9021123*	② Fill Kit, Battery, Manual, Ci [Trojan]	1
▲	1	1236295	② Pump, Hand, Battery	1
▲	2	9018988	② Distribution Kit, Water, Battery	1
▲	3	1253250	② Label, Tag, Battery [Bwt Watering]	1
▲	4	130773	Tie, Cable, Nyl, 11.0l, .14w, 3.0 Max. D	2

*THIS KIT IS INTENDED FOR USE WITH TROJAN® LEAD ACID BATTERIES ONLY.

② Serial number (11021176 -)

OPTIONS

Fig. 16 - HydroLink® Battery Watering System Kit (S/N 10000000 - 11021175)

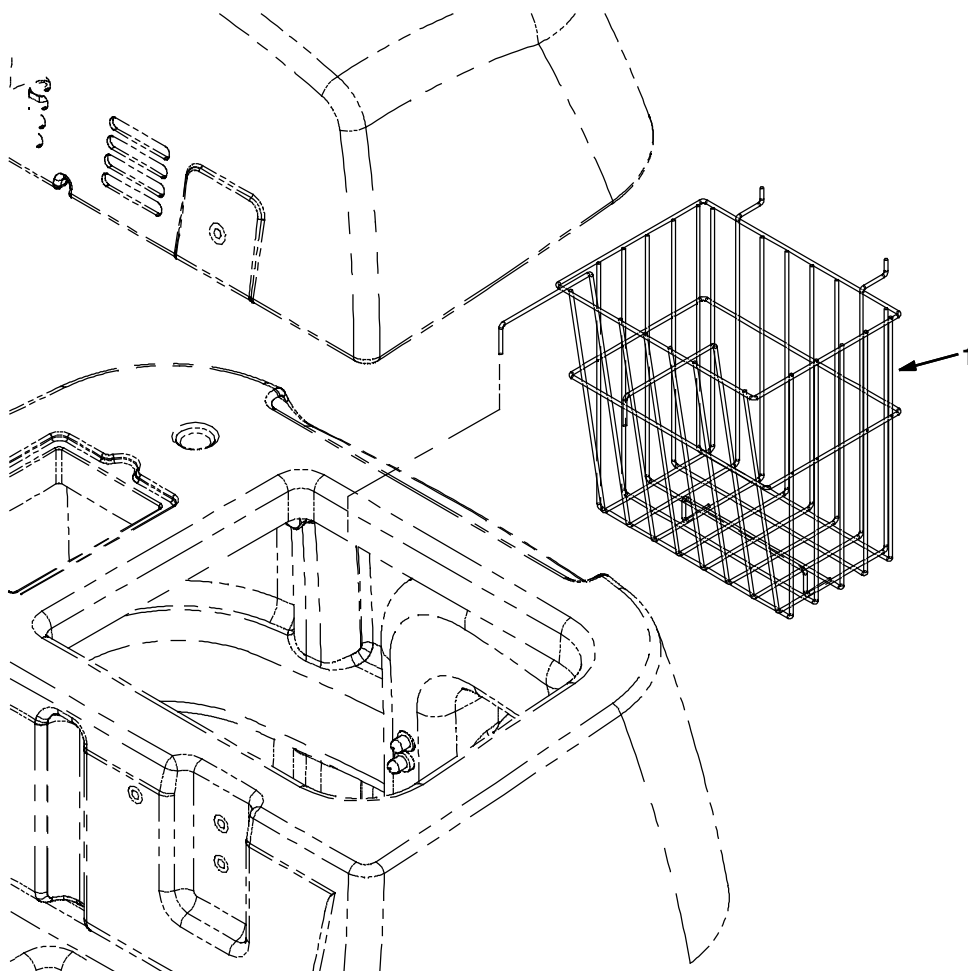


Ref.	Part No.	Description	Qty.
▽	9010300	Ⓜ Pump Kit, Fill, Battery,24vdc,Ci[Trojan]	1
▲	1 1058939	Ⓜ Pump Kit, Fill, Battery	1
▲	2 1229544	Ⓜ Tube, Water, Battery, 24vdc [Trojan]	1
▲	3 1204142	Ⓜ Cap, Fill, Battery [Trojan]	4
▲	4 1071084	Ⓜ Label, Tag, Battery [HydroLink Watering]	1
▲	5 130773	Tie, Cable, Nyl, 11.0l, .14w, 3.0 Max. D	2

*THIS KIT IS INTENDED FOR USE WITH TROJAN® LEAD ACID BATTERIES ONLY.
 HYDROLINK® IS A REGISTERED TRADEMARK OF TROJAN® BATTERY COMPANY.

Ⓜ Serial number (10000000 - 11021175)

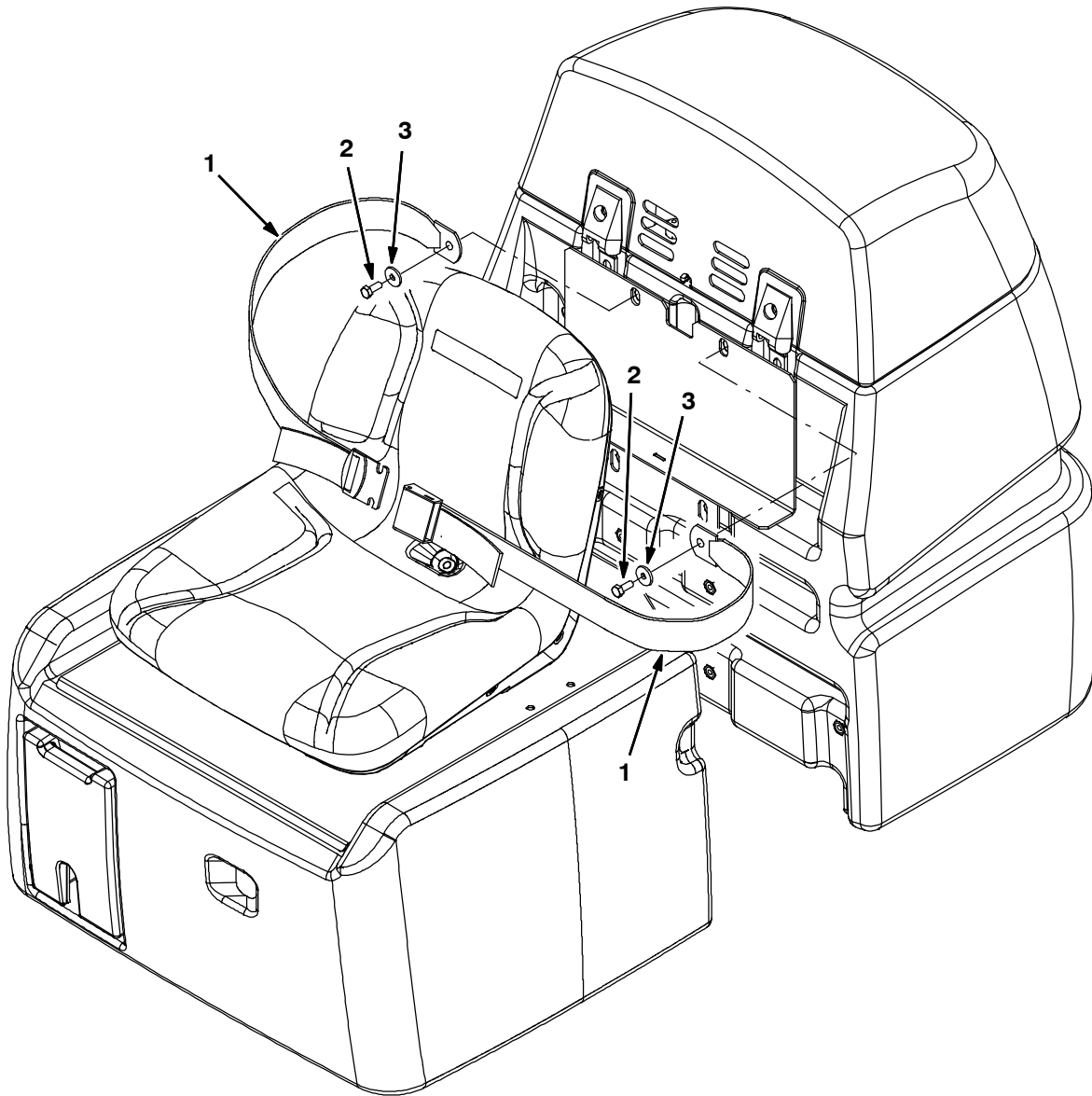
Fig. 17 - Basket Kit



355039

Ref.	Part No.	Description	Qty.
1	9001004	Basket Kit, Ci	1

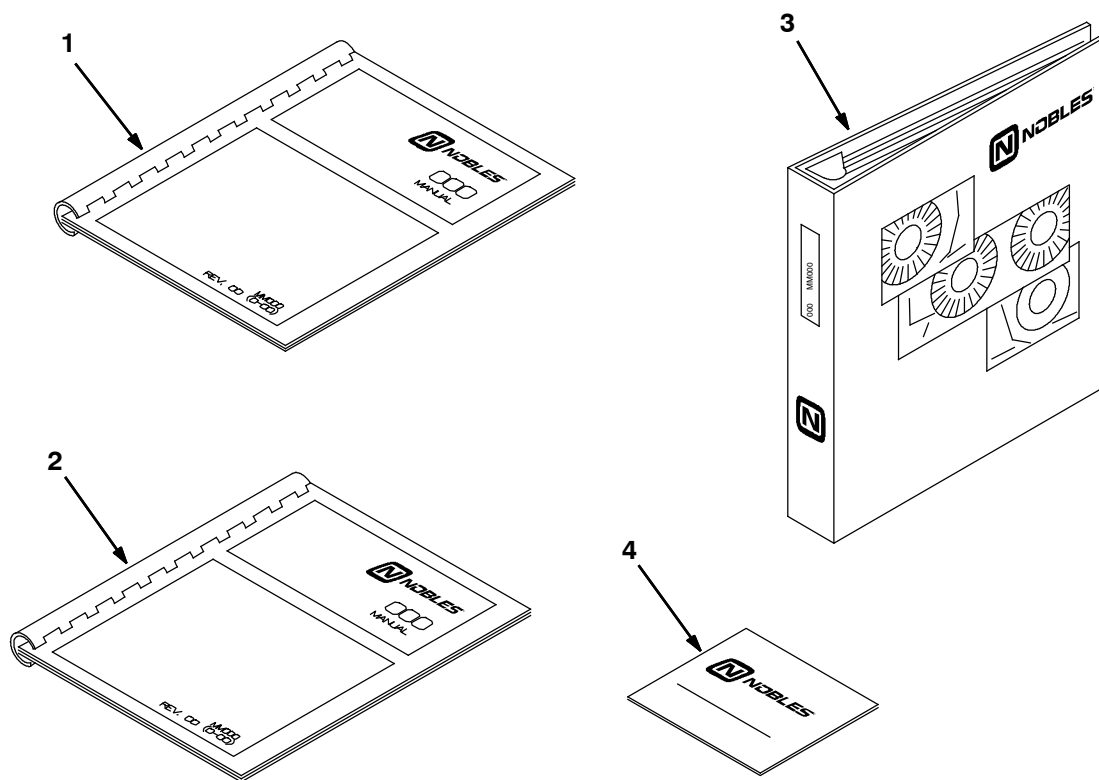
Fig. 18 - Seatbelt Kit



355719

Ref.	Part No.	Description	Qty.
▽	9018668	Seatbelt Kit, Ci [T7/Ssr/R14/Striverider]	1
▲	1 30533	Seatbelt, 60.0l, Orange	1
▲	2 09010	Screw, Hex, M8 X 1.25 X 25, Ss	2
▲	3 1017218	Washer, Flat, 0.32b 1.00d .12, Ss	2

Fig. 19 - Documentation Group (Online Only)



Ref.	Part No.	Description	Qty.
1	331140	Manual, Oper, [Ss Rider Ele En Na]	1
1	331142	Manual, Oprtr, [Ss Rider Ele Es Na]	1
1	331143	Manual, Oprtr, [Ss Rider Ele Fr Na]	1
2	9014887	Manual, Parts [Ss Rider Ele, Na]	1
3	331145	Manual, Service, [Ss rider Ele Na]	1
4	1059849	Media, Dvd, Training, Inter, Eng [Ssr]	1
4	1059851	Media, Dvd, Training, Inter, Spn [Ssr]	1

07501

To view, print, order, download the latest Parts manual, other language Operator manuals, and Use and Care Guides (wall charts), visit:

www.nobles.com/manuals

SECTION 4

Contents	Page
Fig. 1 - ec-H2O NanoClean Module Breakdown, 9020643, 9021553 (S/N 10998256-)	4-2
Fig. 2 - ec-H2O NanoClean Module Breakdown, 9011810 (S/N 10740598- 10998255) . .	4-4
Fig. 3 - ec-H2O Module Assembly Breakdown, 9007970 (S/N 10449322- 10740697) . .	4-6
Fig. 4 - ec-H2O Module Assembly Breakdown, 9006161 (S/N 10419534- 10449321) . .	4-8
Fig. 5 - Vacuum Fan Motor Breakdown, 1039763, 1255137	4-10
Fig. 6 - Vacuum Fan Motor Breakdown, 1021064, 1256475	4-12
Fig. 7 - Front Wheel Gearbox Breakdown, 9008999 (S/N 10518139-)	4-14
Fig. 8 - Front Wheel Gearbox Breakdown, 9001642, 9009000 (S/N 00000000- 10518138) .	4-16
Fig. 9 - Steering Control Breakdown, 1019724 .	4-18

BREAKDOWNS

Fig. 1 - *ec-H2O* NanoClean Module Breakdown, 9020643, 9021553 (S/N 10998256-)

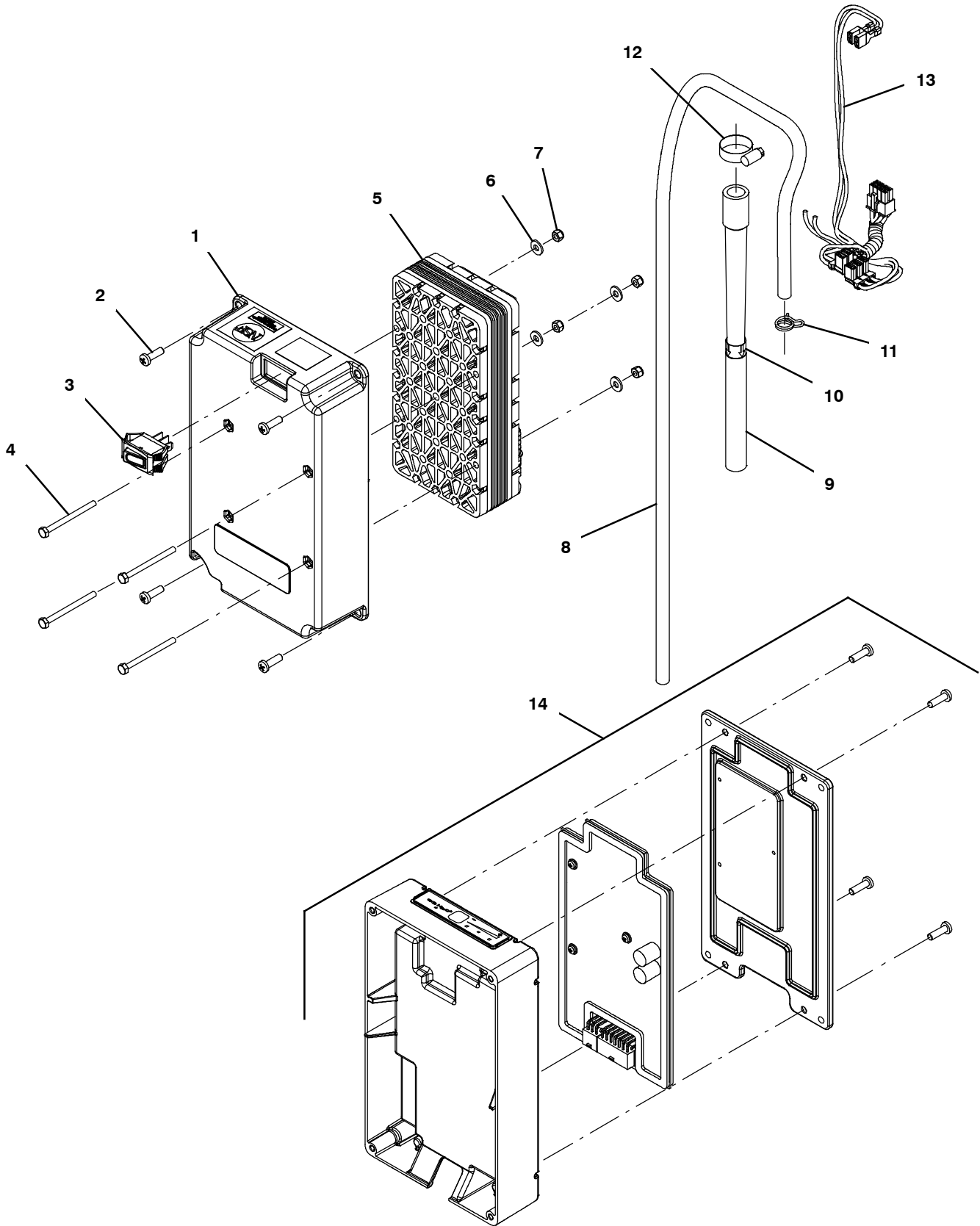


Fig. 1 - ec-H2O NanoClean Module Breakdown, 9020643, 9021553 (S/N 10998256-)

Ref.	Part No.	Description	Qty.
▽	9021553	⑥ Module Kit, Replmt [Ec- H2o, B 02] (Includes ec- H2O NanoClean Cartridge)	1
▽	9020643	⑤ Module Kit, Replmt [Ec- H2o, B 02] (Includes ec- H2O NanoClean Cartridge) (Replaced By 9021553)	1
▲▽	9014126	③ Ec- H2o Nc Kit [Module B, Plumbing]	1
▲▲	1 1208823	③ Housing, Module, Upper, Ec- H2o	1
▲▲	2 1015506	③ Screw, Pan, Phl, M5 X 16, Tcut [Plastic]	4
▲▲	3 1044393	③ Switch, Rocker, Spst, Mom	1
▲▲	4 32509	③ Screw, Hex, M4 X 0.70 X 50, Ss	4
▲▲	5 1233516	⑤ Electrode, 5 Plate [De Nora Tech]	1
▲▲	6 41579	③ Washer, Flat, 08, Ss	4
▲▲	7 33932	③ Nut, Hex, Lock, M4 X 0.70, NI, Ss	4
▲▲	8 1006415	③ Hose, Afmkt, Pvc, Clr, 0.25id, 03ft	1
▲▲	9 1208526	③ Hose, Molded, Bm08/Bm06	1
▲▲	10 1049637	③ Label, Direction [Ec- H2o]	1
▲▲	11 613735	③ Clamp, Hose, Wir, .40 - .42, Yel	1
▲▲	12 54333	③ Clamp, Hose, Wormdrive, 0.31- 0.88d, .31w	1
▲▲	13 1073286	③ Harness, Ele, Module B2 [Ec- H2o]	1
▲	14 9020642	⑤ Controller Kit, Replmt [Ec- H2o Nc] (Includes ec- H2O NanoClean Cartridge)	1

③ Serial number (10740598-)

⑤ Serial number (10998256- SEP2022)

⑥ Serial number (OCT2022-)

Fig. 2 - ec-H2O NanoClean Module Breakdown, 9011810 (S/N 10740598- 10998255)

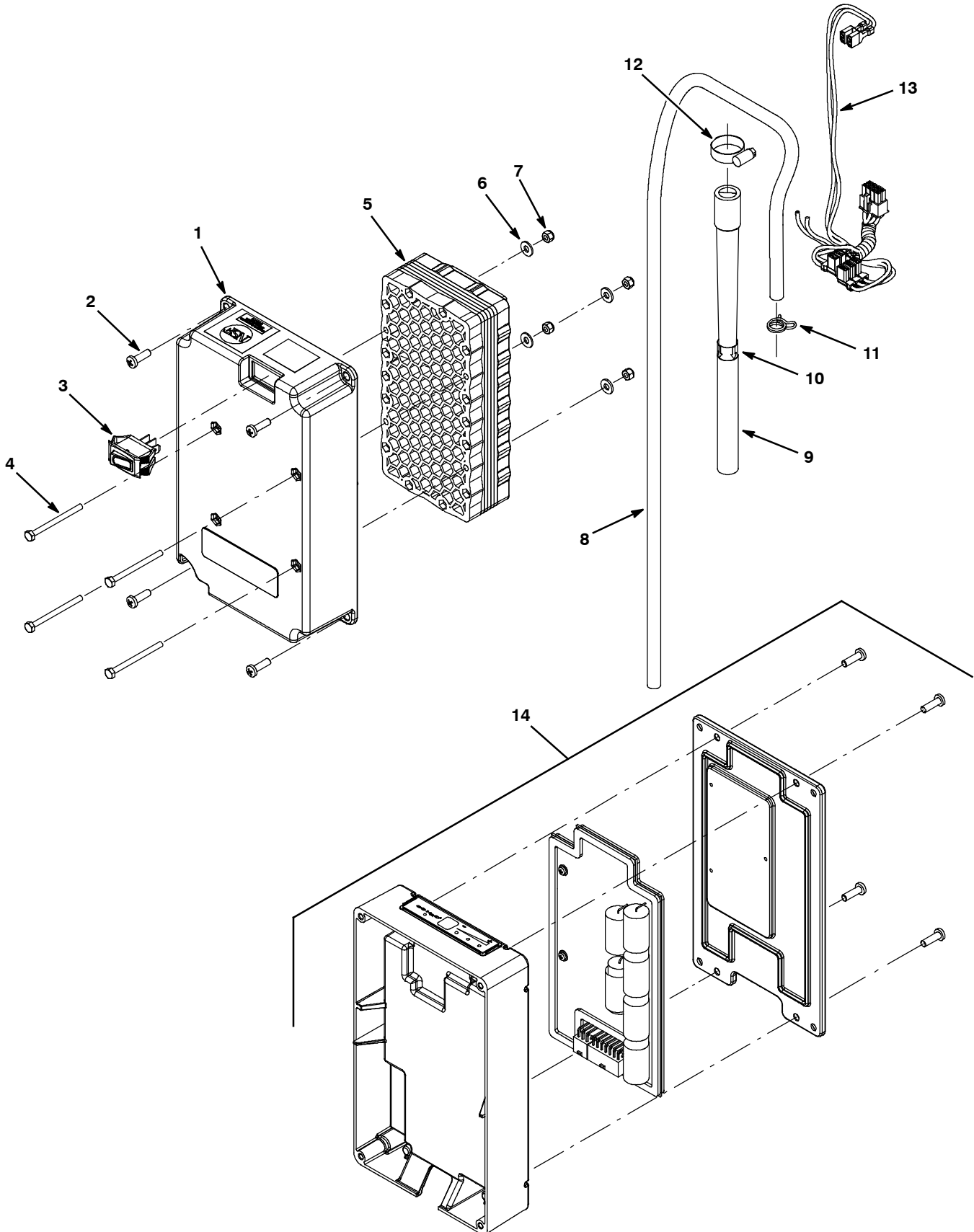


Fig. 2 - ec-H2O NanoClean Module Breakdown, 9011810 (S/N 10740598- 10998255)

Ref.	Part No.	Description	Qty.
▽	9011810	④ Module Kit, Replmt [Ec- H2o, B 02] (Includes ec- H2O NanoClean Cartridge) (Replaced By 9020643)	1
▲▽	9014126	③ Ec- H2o Nc Kit [Module B, Plumbing]	1
▲▲	1 1208823	③ Housing, Module, Upper, Ec- H2o	1
▲▲	2 1015506	③ Screw, Pan, Phl, M5 X 16, Tcut [Plastic]	4
▲▲	3 1044393	③ Switch, Rocker, Spst, Mom	1
▲▲	4 32509	③ Screw, Hex, M4 X 0.70 X 50, Ss	4
▲▲	5 1208164	④ Electrode, 5 Plate, High Flow (Replaced By 1233516)	1
▲▲	6 41579	③ Washer, Flat, 08, Ss	4
▲▲	7 33932	③ Nut, Hex, Lock, M4 X 0.70, NI, Ss	4
▲▲	8 1006415	③ Hose, Afmkt, Pvc, Clr, 0.25id, 03ft	1
▲▲	9 1208526	③ Hose, Molded, Bm08/Bm06	1
▲▲	10 1049637	③ Label, Direction [Ec- H2o]	1
▲▲	11 613735	③ Clamp, Hose, Wir, .40 - .42, Yel	1
▲▲	12 54333	③ Clamp, Hose, Wormdrive, 0.31- 0.88d, .31w	1
▲▲	13 1073286	③ Harness, Ele, Module B2 [Ec- H2o]	1
▲	14 9014127	④ Controller Kit, Replmt [Ec- H2o Nc] (Includes ec- H2O NanoClean Cartridge) (Replaced By 9020642)	1

③ Serial number (10740598-)

④ Serial number (10740598- 10998255)

Fig. 3 - ec-H2O Module Assembly Breakdown, 9007970 (S/N 10449322-10740697)

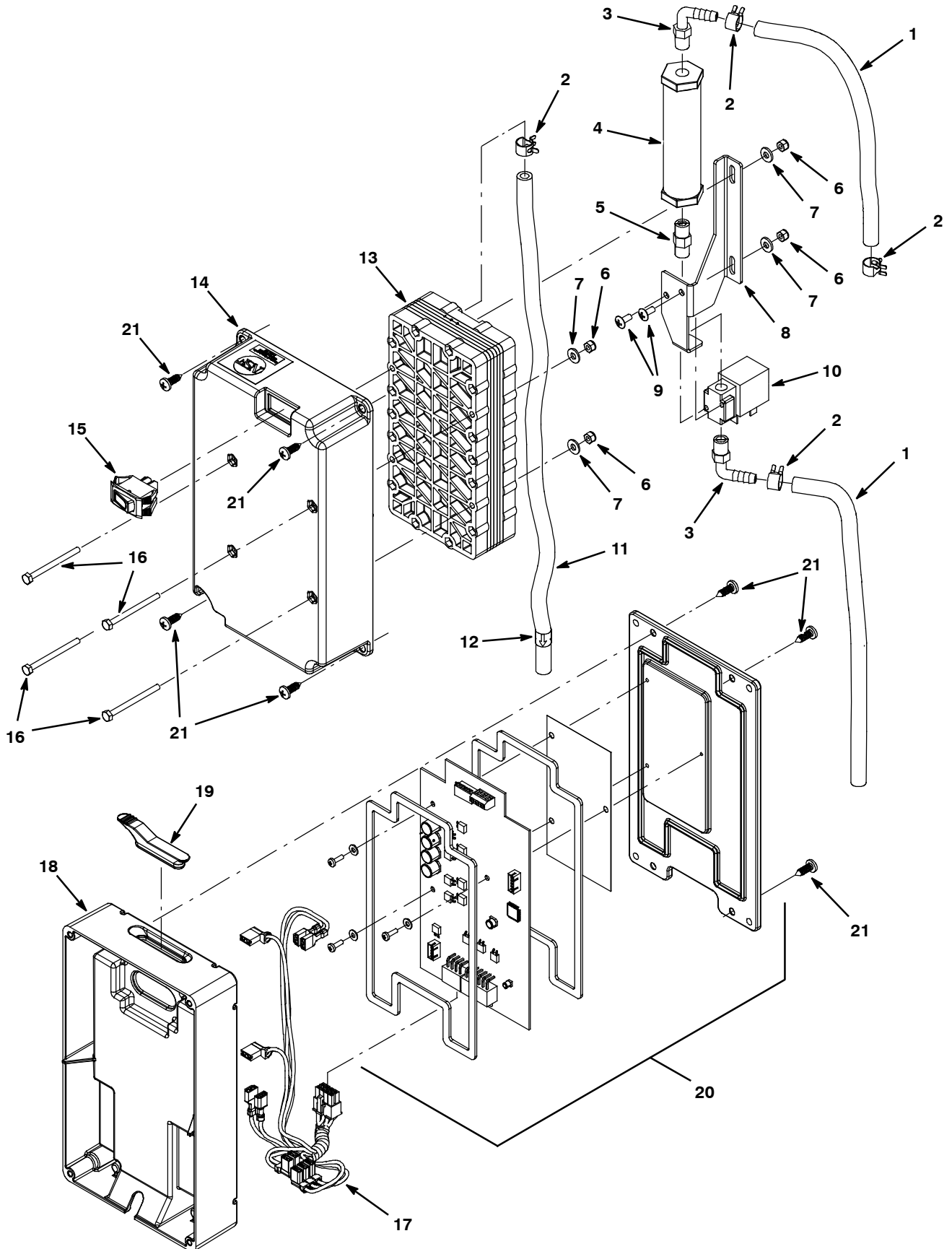


Fig. 3 - *ec-H2O* Module Assembly Breakdown, 9007970 (S/N 10449322- 10740597)

Ref.	Part No.	Description	Qty.
▽	9007970	③ Module Kit, Replmt [Ec- H2o]	1
▲▽	9006324	② Ec- H2o Kit, Module B, Plumbing	1
▲▲	1 578820000	Hose, Pvc, Brd, 0.25id 0.44od 157.2l,Clr	1
▲▲	2 603654	Clamp, Hose, Ear, .44d [Ctb]	4
▲▲	3 1037595	Fitting, Plstc, E90, Bm04/Pm02, Nyl	2
▲▲	4 1062006	Electrode, Cylindrical	1
▲▲	5 1045030	Fitting, Brs, Str, Pm02/Pm02	1
▲▲	6 33932	② Nut, Hex, Lock, M4 X 0.70, NI, Ss	4
▲▲	7 41579	② Washer, Flat, 08, Ss	4
▲▲	8 1048490	② Bracket, Valve	1
▲▲	9 140801	Screw, Trs, Phl, 08- 32 X 0.38, Ss	2
▲▲	10 1013236	Valve, Shutoff, Ele, 24vdc	1
▲▲	11 9006574	② Hose, Pvc, Brd, 0.25id 0.45od, 65l, Clr	1
▲▲	12 1049637	Label, Direction [Ec- H2o]	1
▲▲	13 1057637	② Electrode, 5 Plate, High Flow	1
▲▲	14 1051519	② Housing, Upper, Module, High Flow	1
▲▲	15 1044393	Switch, Rocker, Spst, Mom	1
▲▲	16 32509	② Screw, Hex, M4 X 0.70 X 50, Ss	4
▲▲	17 1049489	② Harness, Main,Controlboard[Ec- H2o 5cell]	1
▲	18 1037032	Housing, Bottom	1
▲	19 1054776	Grommet, Blind	1
▲	20 9007969	Controller Kit, Replmt [Ec- H2o]	1
▲	21 1018155	Screw, Pan, Phl, M5 X 0.80 X 16, Tcut,Ss	8

② Serial number (10449322- 10740597)

BREAKDOWNS

Fig. 4 - *ec-H2O* Module Assembly Breakdown, 9006161 (S/N 10419534-10449321)

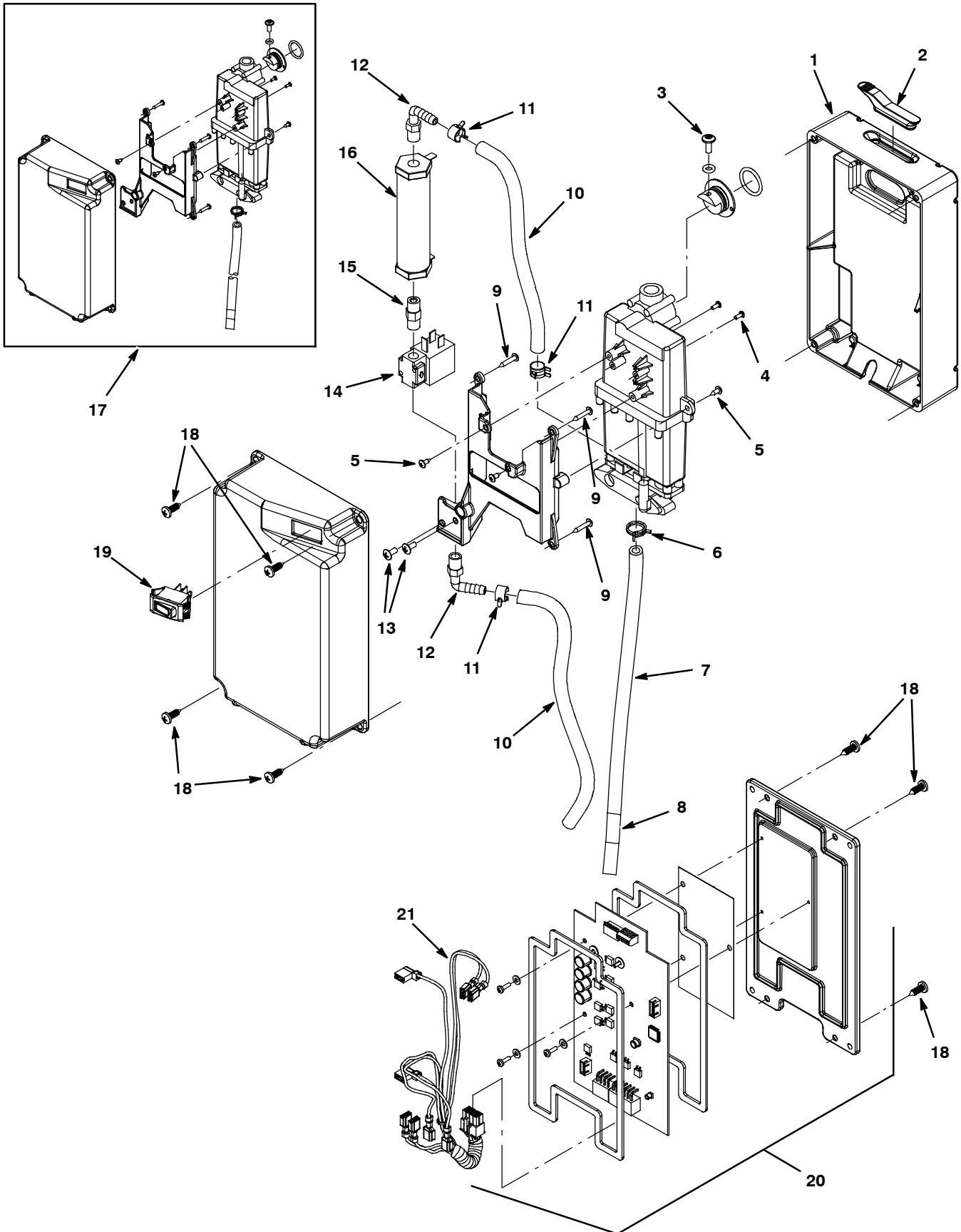


Fig. 4 - *ec-H2O* Module Assembly Breakdown, 9006161 (S/N 10419534- 10449321)

Ref.	Part No.	Description	Qty.
▽	9006161	① Module Kit, Replmt [Ec- H2o] (Replaced by 9007970)	1
▲	1 1037032	Housing, Bottom	1
▲	2 1054776	Grommet, Blind	1
▲	3 609062	① Screw, Trs, M5 X 0.80 X 12, Phl, Ss	1
▲	4 578860	① Screw, Pan, Phl, 04- 40 X 0.31, Pl	2
▲	5 3701.6	① Screw, Pan, Phl, 06- 32 X 0.38, Shtmtl,Ss	4
▲	6 613735	① Clamp, Hose, Wir, .40 - .42, Yel	1
▲	7 9004606	① Hose, Pvc, Clr, 0.25id 0.38od 064.0l	1
▲	8 1049637	Label, Direction [Ec- H2o]	1
▲	9 140826	① Screw, Pan, Phl, 06- 20 X 0.75, Fmg/Ab,Ss	4
▲	10 578820000	Hose, Pvc, Brd, 0.25id 0.44od 157.2l,Clr	1
▲	11 603654	Clamp, Hose, Ear, .44d [Ctb]	3
▲	12 1037595	Fitting, Plstc, E90, Bm04/Pm02, Nyl	2
▲	13 140801	Screw, Trs, Phl, 08- 32 X 0.38, Ss	2
▲	14 1013236	Valve, Shutoff, Ele, 24vdc	1
▲	15 1045030	Fitting, Brs, Str, Pm02/Pm02	1
▲	16 1038159	Electrode, Cylindrical	1
▲	17 9006324	① Ec- H2o Kit, Module B, Plumbing	1
▲	18 1018155	Screw, Pan, Phl, M5 X 0.80 X 16, Tcut,Ss	8
▲	19 1044393	Switch, Rocker, Spst, Mom	1
▲	20 9006159	Controller Kit, Replmt [Ec- H2o]	1
▲	21 1044399	① Harness, Main, Controller [Ec- H2o, P3]	1

① Serial number (10419534- 10449321)

Fig. 5 - Vacuum Fan Motor Breakdown, 1039763, 1255137

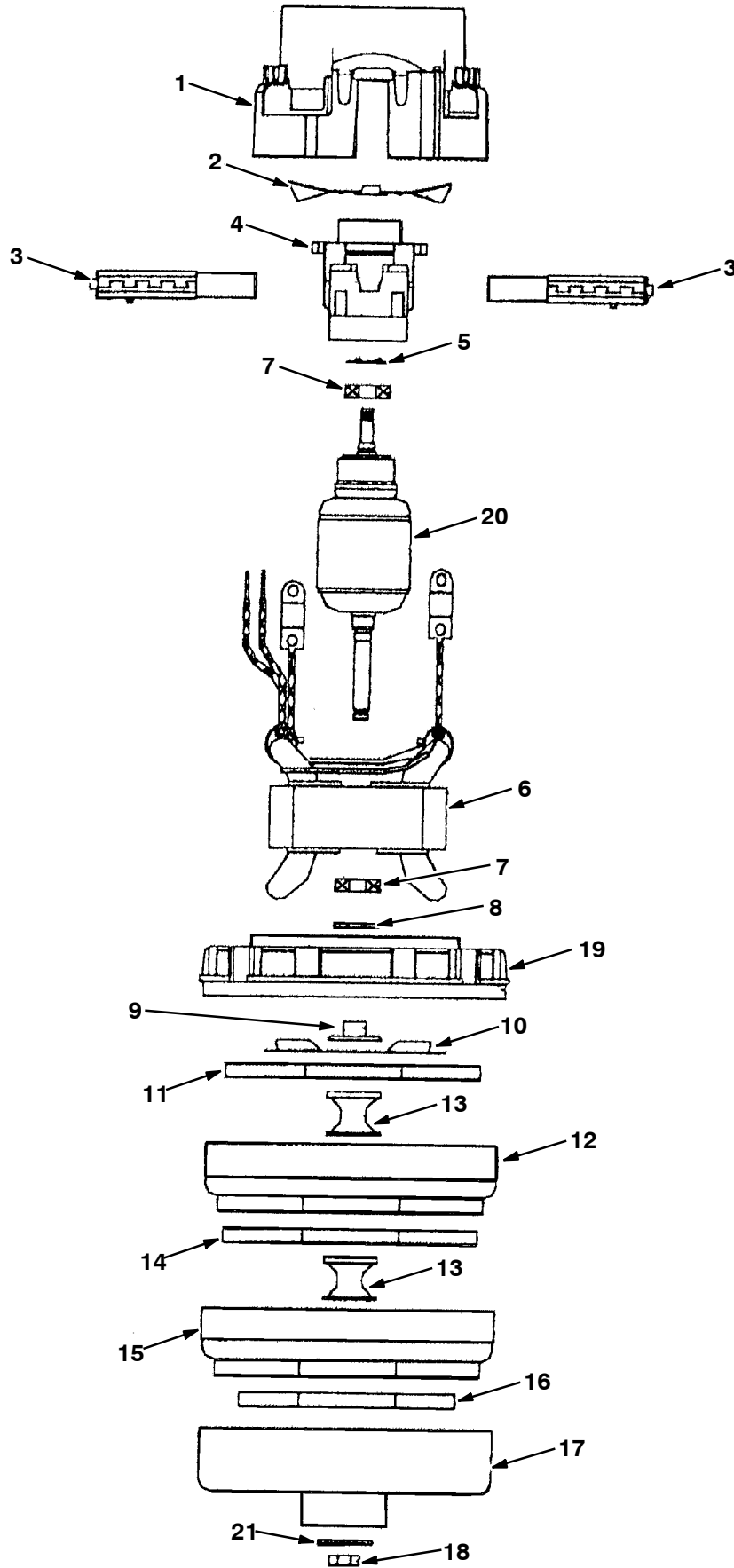


Fig. 5 - Vacuum Fan Motor Breakdown, 1039763, 1255137

Ref.	Part No.	Description	Qty.
▽	1255137	⑥ Fan, Vacuum, 5.7d, 024vdc, 3 Stage [Bpp]	1
▽	1039763	⑤ Fan, Vacuum, 5.7D, 024Vdc, 3 Stage [Bpp] (Replaced By 1255137)	1
▲	1 398511	Housing	1
▲	2 398512	Fan	1
▲	3 372883	Brush Kit, Motor, Ele	1
▲	4 398514	Bracket	1
▲	5 01856	Spring, Brg, Motor, Vacfan	1
▲	6 372885	Commutator	1
▲	7 01837	Bearing, Motor, Vacfan	2
▲	8 372886	Washer	1
▲	9 398516	Spacer	1
▲	10 01971	Impeller, Vacfan	1
▲	11 372888	Impeller, Fan	1
▲	12 60387	Fan	1
▲	13 398517	Spacer	2
▲	14 18628	Impeller, Vacfan	1
▲	15 61297	Housing, Impeller, Vacfan	1
▲	16 372889	Impeller, Fan	1
▲	17 372890	Shell, Fan	1
▲	18 37929	Nut, Impeller, Vacfan	1
▲	19 372887	Bracket, End, Fan	1
▲	20 372884	Armature	1
▲	21 378983	Washer	1
▲	223264	Seal, Rbr, Clsd, 0.25th, 5.8d 03.3h	1
▲	10925	Connector, Fem, 2cav [Mp630 Sealed]	1
▲	24537	Terminal, Fem, 10/12ga [Mp630 P2s]	2

⑤ Serial number (10000000- 11037131)

⑥ Serial number (11037132-)

Fig. 6 - Vacuum Fan Motor Breakdown, 1021064, 1256475

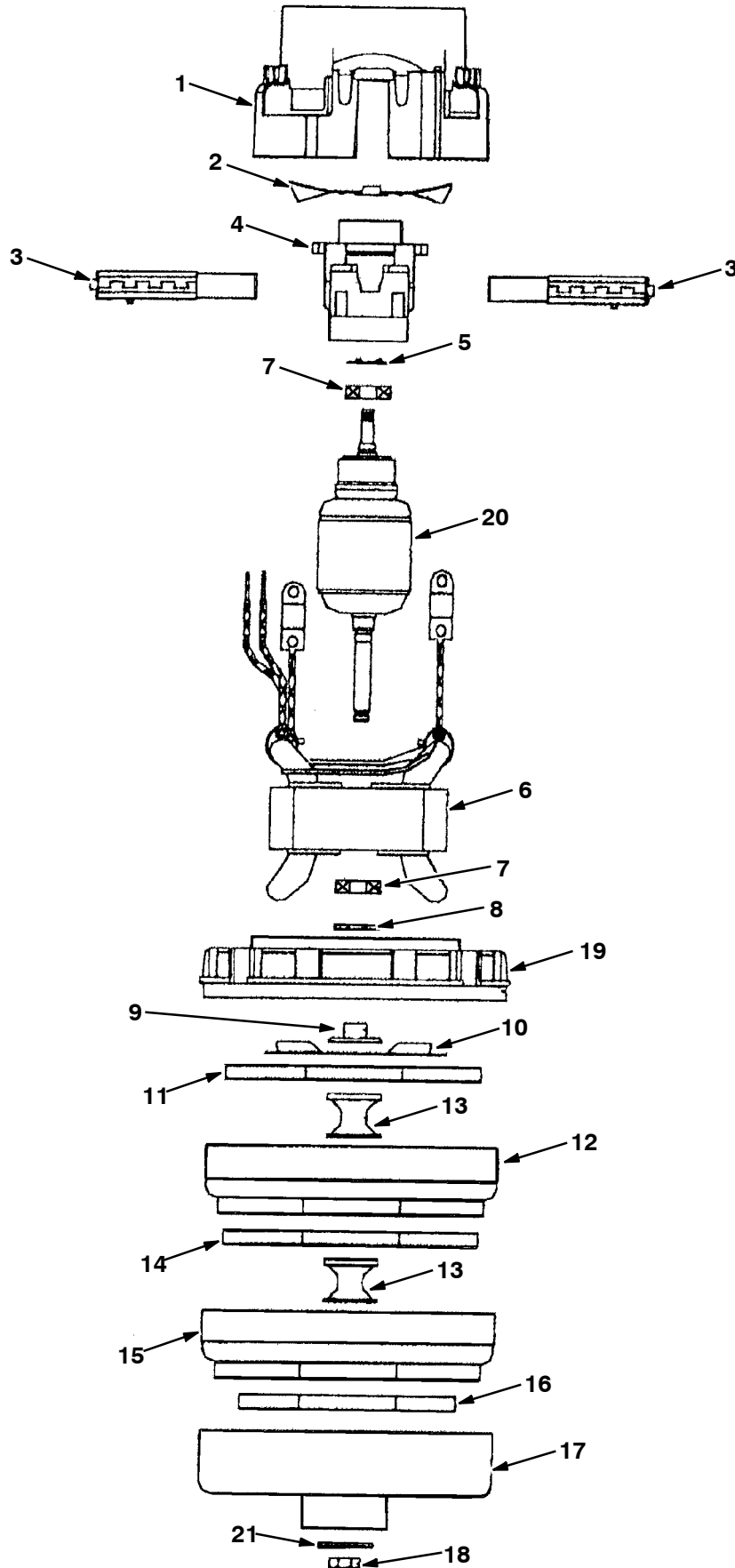


Fig. 6 - Vacuum Fan Motor Breakdown, 1021064, 1256475

	Ref.	Part No.	Description	Qty.
▽		1256475	⑥ Fan, Vacuum, 5.7d, 024vdc, 3 Stage [Bpp] (Australia Model)	1
▽		1021064	⑤ Fan, Vacuum, 5.7, 3s 24v Bpt (Australia Model) (Replaced By 1256475)	1
▲	1	398511	Housing	1
▲	2	398512	Fan	1
▲	3	372883	Brush Kit, Motor, Ele	1
▲	4	398514	Bracket	1
▲	5	01856	Spring, Brg, Motor, Vacfan	1
▲	6	372885	Commutator	1
▲	7	01837	Bearing, Motor, Vacfan	2
▲	8	372886	Washer	1
▲	9	398516	Spacer	1
▲	10	01971	Impeller, Vacfan	1
▲	11	372888	Impeller, Fan	1
▲	12	60387	Fan	1
▲	13	398517	Spacer	2
▲	14	18628	Impeller, Vacfan	1
▲	15	61297	Housing, Impeller, Vacfan	1
▲	16	372889	Impeller, Fan	1
▲	17	372890	Shell, Fan	1
▲	18	37929	Nut, Impeller, Vacfan	1
▲	19	372887	Bracket, End, Fan	1
▲	20	372884	Armature	1
▲	21	378983	Washer	1
▲		223264	Seal, Rbr, Clsd, 0.25th, 5.8d 03.3h	1
▲		10925	Connector, Fem, 2cav [Mp630 Sealed]	1
▲		24537	Terminal, Fem, 10/12ga [Mp630 P2s]	2

⑤ Serial number (10000000- 11037131)

⑥ Serial number (11037132-)

BREAKDOWNS

Fig. 7 - Front Wheel Gearbox Breakdown, 9008999 (S/N 10518139-)

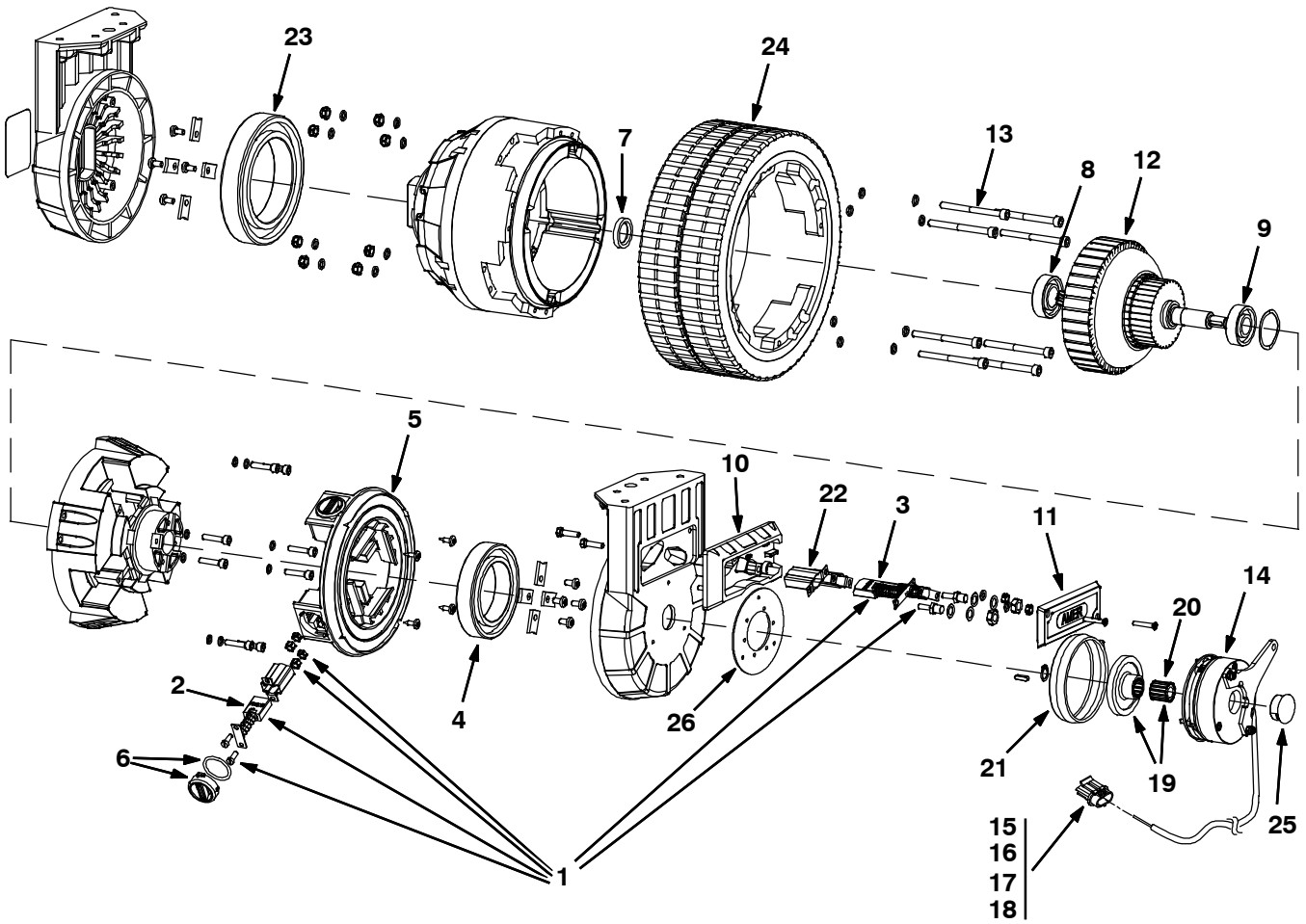


Fig. 7 - Front Wheel Gearbox Breakdown, 9008999 (S/N 10518139-)

Ref.	Part No.	Description	Qty.
▽	9008999	② Gearbox Kit, Wheel, 250mm, W/ Connector	1
▲	1 391261	Brush Kit, Motor [Amer, 1pick=1bag] (1 Kit = 6 Brushes)	1
▲▽	2 1029225	Brush Kit, Carbon (1 Kit = 4 Brushes)	1
▲▲	2 1029224	Brush, Carbon (1 Brush)	4
▲▽	3 1029226	Brush Kit, Carbon, Curve (1 Kit = 2 Brushes)	1
▲▲	3 398492	Brush, Motor, Ele [Amer] Curve (1 Brush)	2
▲	4 1029227	Bearing, Ball, Brush Side	1
▲	5 1029228	Ring, Brushholder	1
▲	6 391262	Brush Kit, Cover [Amer]	4
▲	7 391263	Seal, Ring [Amer]	1
▲	8 391264	Bearing, Gearbox Side [Amer]	1
▲	9 391265	Bearing, Motor Side [Amer]	1
▲	10 391467	Box, Ele, Connection	1
▲	11 391468	Cover, Ele, Connection	11
▲	12 372867	Armature	1
▲	13 1029218	Screw, Mount, Wheel	8
▲▽	14 9008896	② Brake Kit, W/Connector	1
▲▲	15 78950	Connector, Fem, 02cav, Mp280 Sealed	2
▲▲	16 78952	Lock, Secondary, 2cav, Mp280 Sealed	2
▲▲	17 25837	Terminal, Fem, Mp280, Sealed, 22- 20ga	2
▲▲	18 25830	Seal, Wire, 14ga [Wp / Mp280 Sealed]	2
▲▲	19 372870	Vr, Disc, Brake (Set Includes Spline)	1
▲▲	20 372871	Adapter, Brake, Spl (NLA - Replaced By Set 372870)	1
▲	21 372872	Sleeve, Rbr	1
▲	22 372877	Guide, Brushholder, Slip Ring [Amer]	1
▲	23 372874	Bearing, Steering	1
▲	24 391259	Tire, Solid, 250mm X 90mm Red	1
▲	25 130161	② Plug, Hole, Rnd, 0.88d, Blk	1
▲	26 9010971	Vr, Flange, Brake, T7	1

② Serial number (10518139-)

BREAKDOWNS

Fig. 8 - Front Wheel Gearbox Breakdown, 9001642, 9009000 (S/N 00000000-10518138)

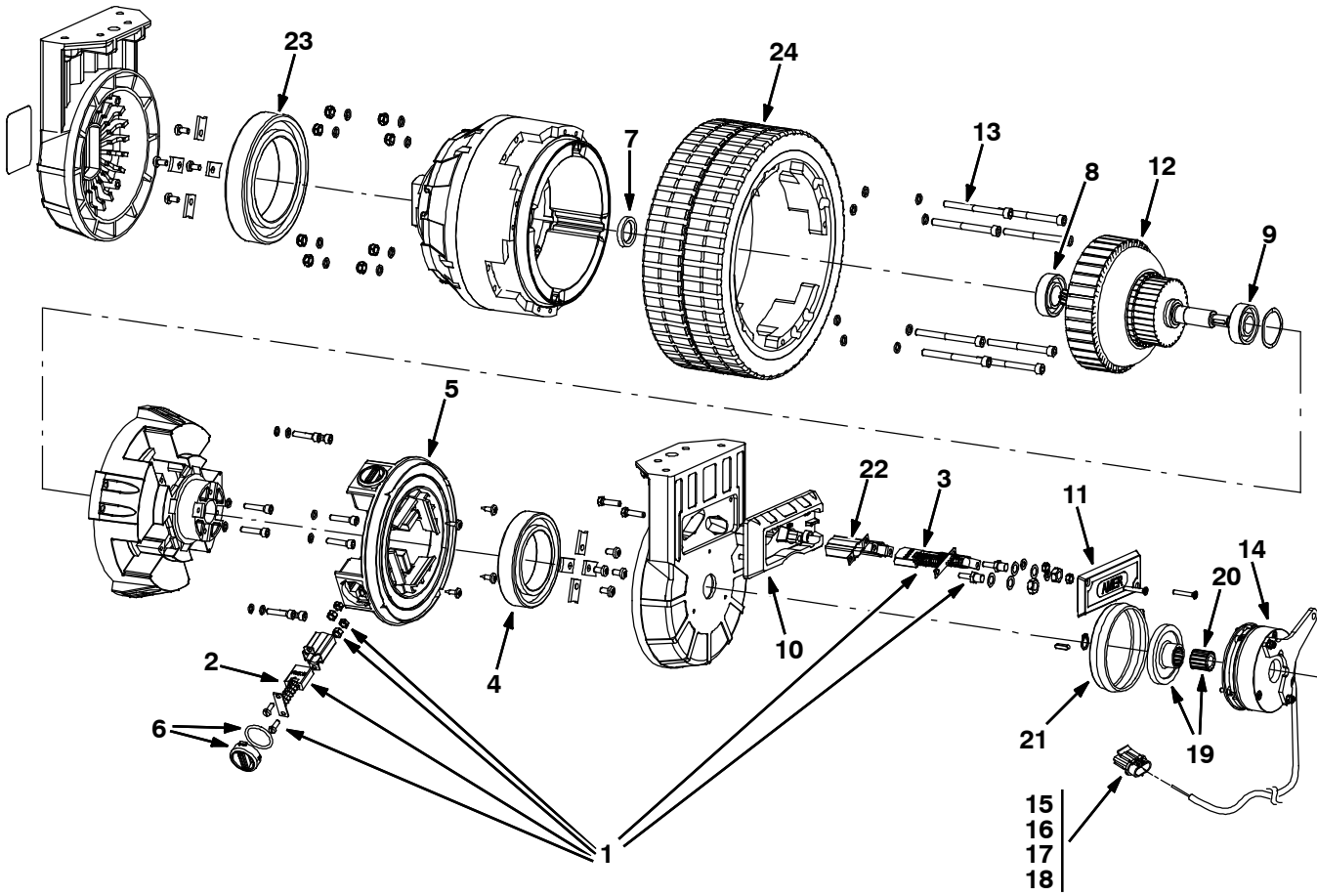
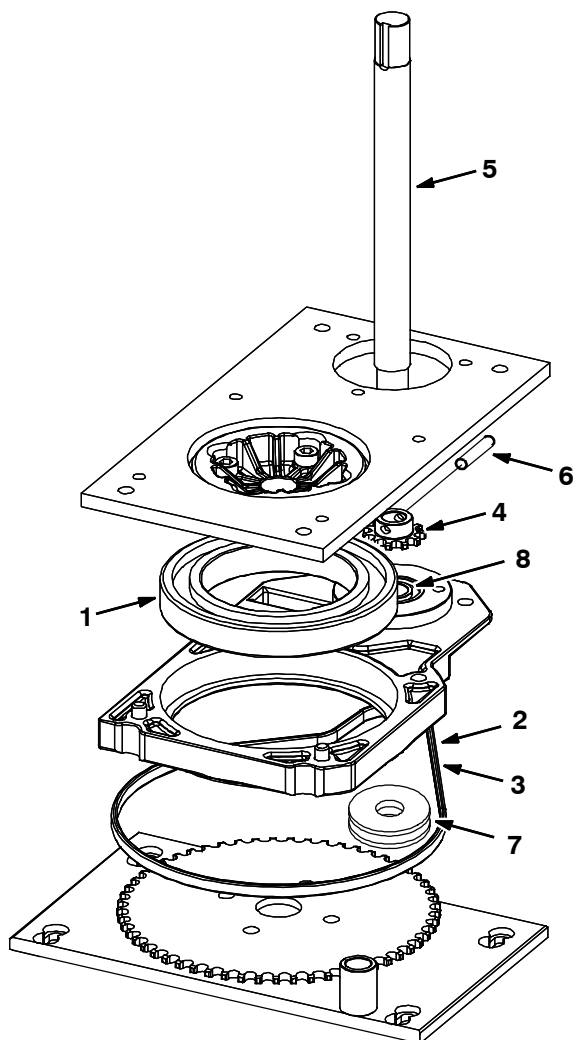


Fig. 8 - Front Wheel Gearbox Breakdown, 9001642, 9009000 (S/N 00000000- 10518138)

Ref.	Part No.	Description	Qty.
▽	9001642	① Gearbox Kit, Wheel, 250mm, W/ Connector (Replaced By 9009000)	1
▲	1 391261	Brush Kit, Motor [Amer, 1pick=1bag] (1 Kit = 6 Brushes)	1
▲▽	2 1029225	Brush Kit, Carbon (1 Kit = 4 Brushes)	1
▲▲	2 1029224	Brush, Carbon (1 Brush)	4
▲▽	3 1029226	Brush Kit, Carbon, Curve (1 Kit = 2 Brushes)	1
▲▲	3 398492	Brush, Motor, Ele [Amer] Curve (1 Brush)	2
▲	4 1029227	Bearing, Ball, Brush Side	1
▲	5 1029228	Ring, Brushholder	1
▲	6 391262	Brush Kit, Cover [Amer]	4
▲	7 391263	Seal, Ring [Amer]	1
▲	8 391264	Bearing, Gearbox Side [Amer]	1
▲	9 391265	Bearing, Motor Side [Amer]	1
▲	10 391467	Box, Ele, Connection	1
▲	11 391468	Cover, Ele, Connection	11
▲	12 372867	Armature	1
▲	13 1029218	Screw, Mount, Wheel	8
▲▽	14 9001644	① Brake Kit, Gearbox, W/ Connector (Replaced By 9008897)	1
▲▲	15 78950	Connector, Fem, 02cav, Mp280 Sealed	2
▲▲	16 78952	Lock, Secondary, 2cav, Mp280 Sealed	2
▲▲	17 25837	Terminal, Fem, Mp280, Sealed, 22- 20ga	2
▲▲	18 25830	Seal, Wire, 14ga [Wp / Mp280 Sealed]	2
▲▲	19 372870	Vr, Disc, Brake (Set Includes Spline)	1
▲▲	20 372871	Adapter, Brake, Spl (NLA - Replaced By Set 372870)	1
▲	21 372872	Sleeve, Rbr	1
▲	22 372877	Guide, Brushholder, Slip Ring [Amer]	1
▲	23 372874	Bearing, Steering	1
▲	24 391259	Tire, Solid, 250mm X 90mm Red	1
	24 391463	Tire, Solid, 250mm X 90mm Gray, Pyu (NLA - Replaced By 391259)	1

① Serial number (00000000- 10518138)

Fig. 9 - Steering Control Breakdown, 1019724



Ref.	Part No.	Description	Qty.
▽	1019724	Steer- Control Assy, Wheel Drive	1
▲	1 372874	Bearing, Steering	1
▲	2 372875	Chain, Steering	1
▲	3 372876	Link, Master	1
▲	4 372881	Sprocket	1
▲	5 1029229	Shaft, Steering	1
▲	6 1038313	Pin, Roll, 06Mm X 28MmL	1
▲	7 9011051	Vr, Pulley, Tens	1
▲	8 9008719	Vr, Bearing [6003 2rs]	2

